

Connect Biospecimen Collections

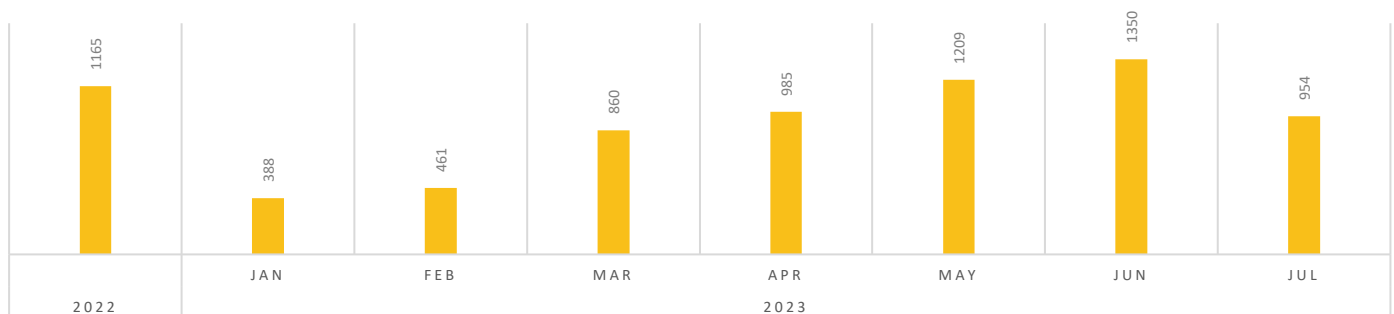
OPERATIONS SUMMARY

July 26, 2023

Overview

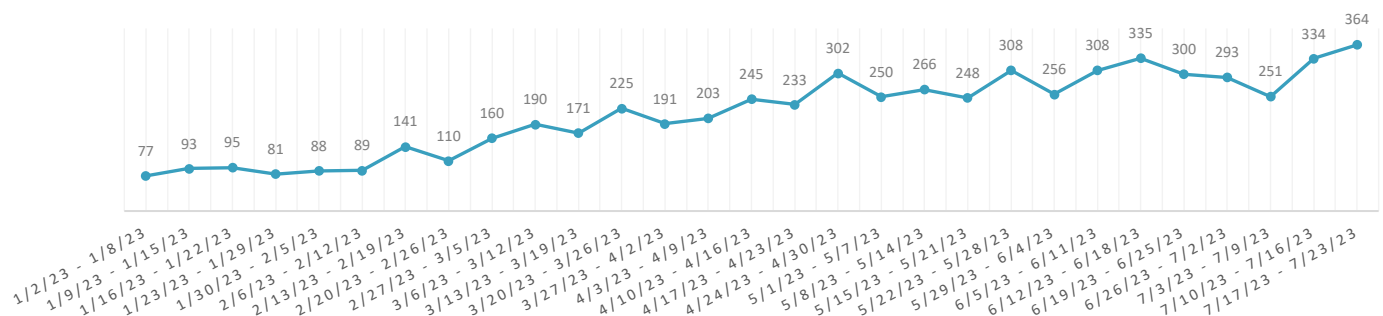
- **7,372** baseline biospecimen collections to date.
- **1,350** collections in June 2023; **11.7% higher** than May 2023 collections (1209).
- **954** collections in July 2023 to date, **10.2% less** than June collections around the same time (1062, 6/1–6/24).

MONTHLY COLLECTIONS, 2023



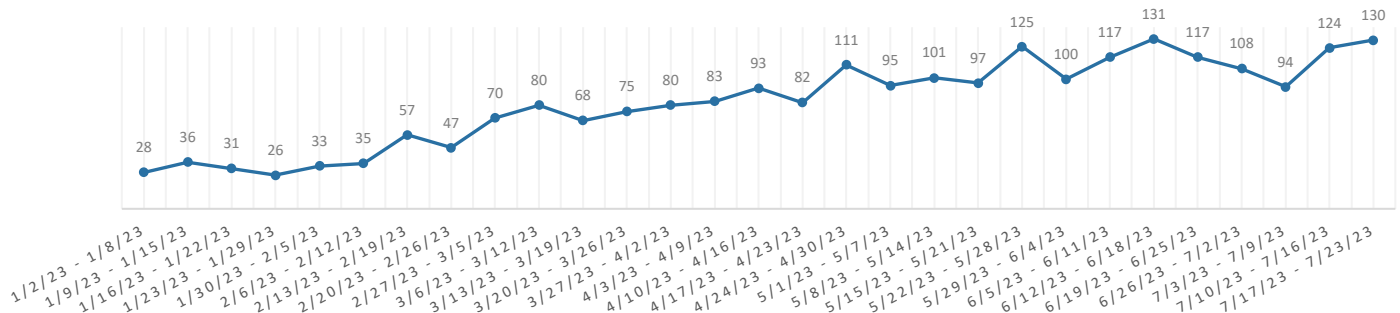
- **~313** average collections per week between 6/12/23 and 7/23/23 (6 weeks); **14.7% higher** than that between 5/1/23 and 6/11/23 (~273).

WEEKLY COLLECTIONS, 2023



- **~117** average blood/urine boxes shipped per week between 6/12/23 and 7/23/23 (6 weeks); **11.4% higher** than that between 5/1/23 and 6/11/23 (~105).

WEEKLY BLOOD/URINE BOXES SHIPPED, 2023

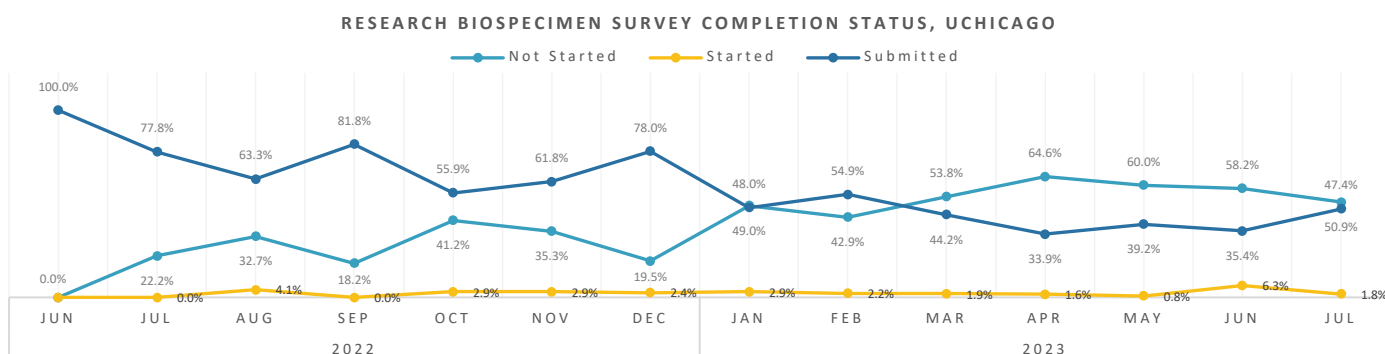
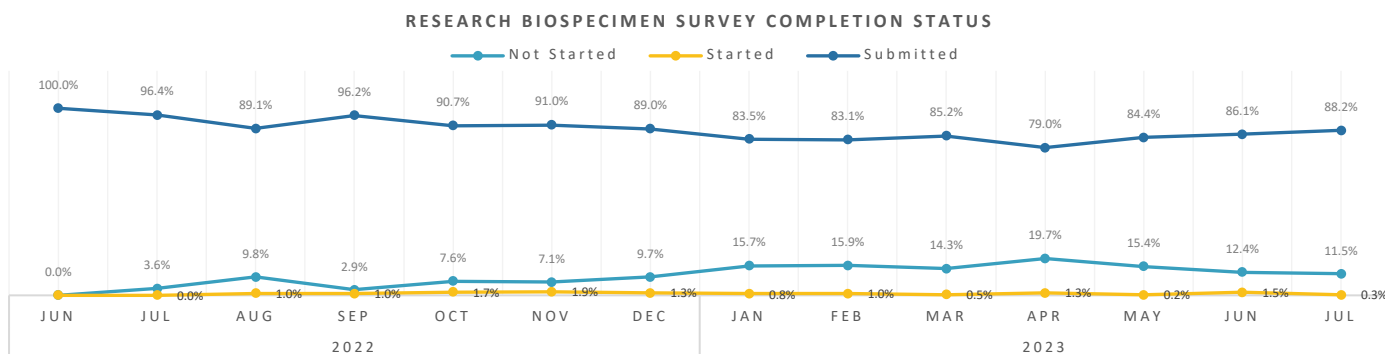


Biospecimen Survey

Completion Status & Time

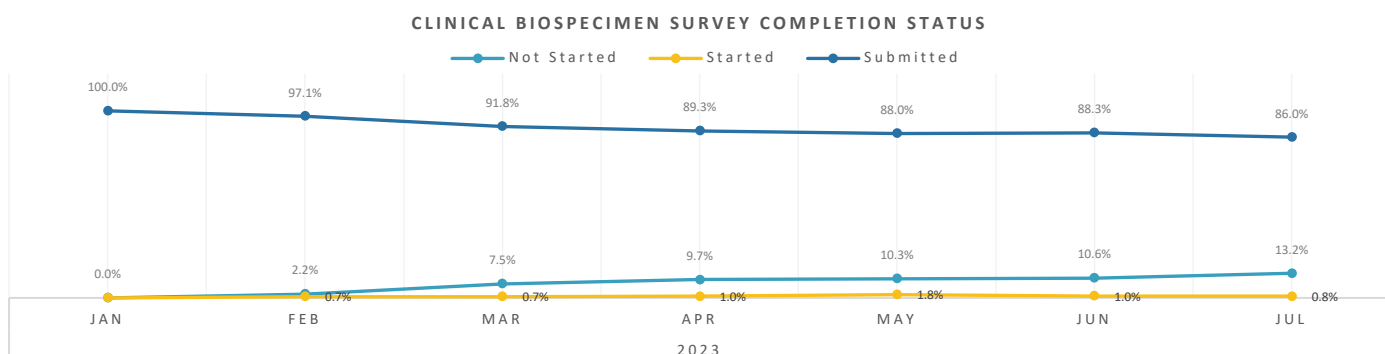
Research Survey

- 85.1% of research biospecimen surveys have been submitted, **similar** to June 2023 (84.8%, 6/26).
 - 15.5% increase in submitted surveys at UChicago since June 2023
- 13.9% of research biospecimen surveys have not been started, **similar** to June 2023 (14.1%, 6/26).
- 77.6% of submitted research biospecimen surveys were completed within 24 hours of visit check-in time, **similar** to June 2023 (77.0%, 6/26).



Clinical Survey

- 88.8% of clinical biospecimen surveys have been submitted, **the same** as in June 2023 (6/26).
- 10.1% of clinical biospecimen surveys have not been started, **the same** as in June 2023 (6/26).
- 25.8% of submitted clinical biospecimen surveys were completed within 24 hours of specimen collection, **similar** to June 2023 (26.0%, 6/26).

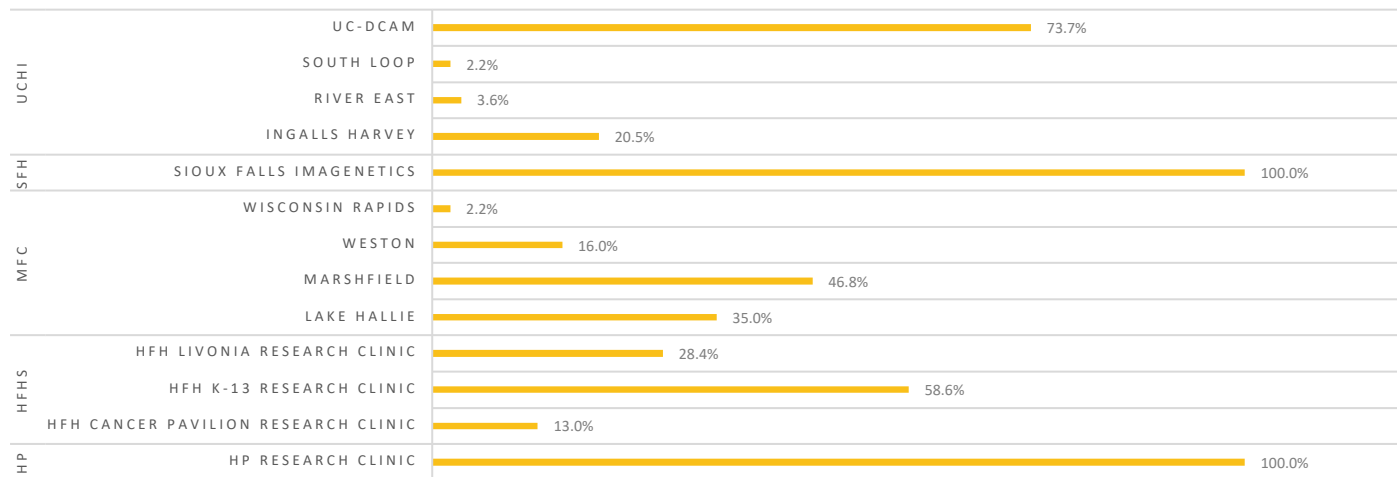


Research Highlights

Collection Location Utilization

- **100%** of collections from HealthPartners and Sanford were collected at the HealthPartners Research Clinic and Sioux Falls Imagenetics, respectively.
- **5.8%** of UChicago's collections were collected at South Loop (2.2%) and River East (3.6%); both launched on/around 1/23/23.
- **2.2%** of Marshfield's collections were collected at Wisconsin Rapids; launched on/around 6/12/23.

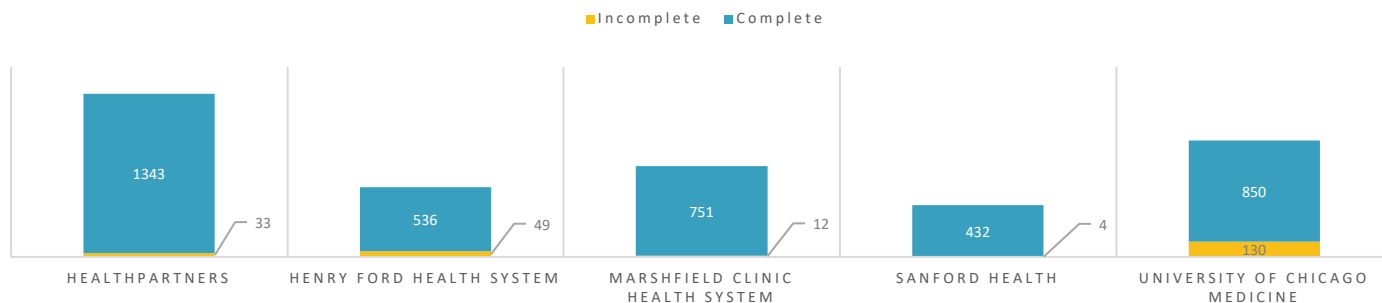
BASELINE RESEARCH COLLECTION LOCATION UTILIZATION BY SITE



Collection Completeness

- **13.3%** of UChicago's research collections are incomplete, **similar** to June 2023 (13.0%).
- **8.4%** of Henry Ford's research collections are incomplete, a **0.7% decrease** since June 2023 (9.1%).

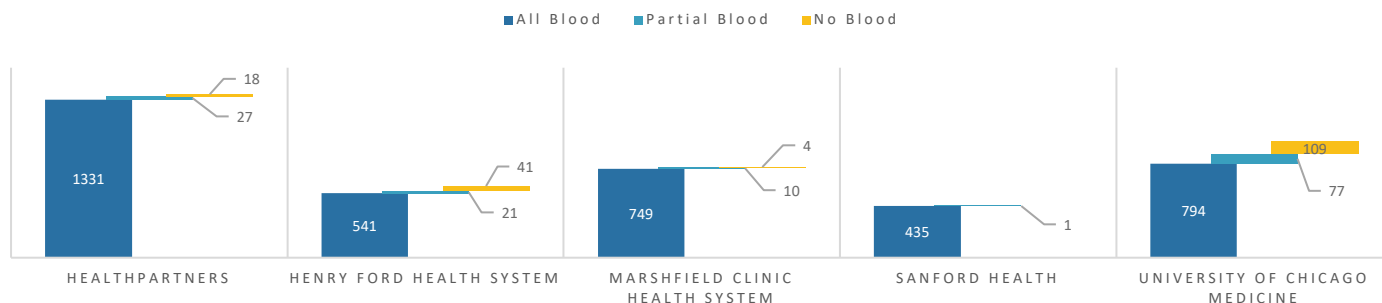
BASELINE RESEARCH COLLECTION COMPLETENESS



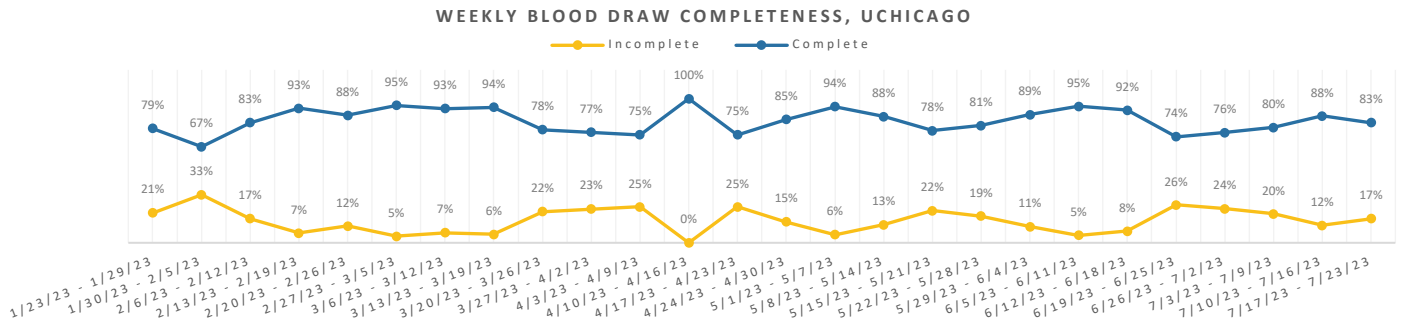
Blood Draw Completeness

- **92.6%** of all baseline research collections have a complete blood draw.
 - **60.4%** of incomplete research blood draws are from UChicago.
 - **20.1%** of incomplete research blood draws are from Henry Ford.

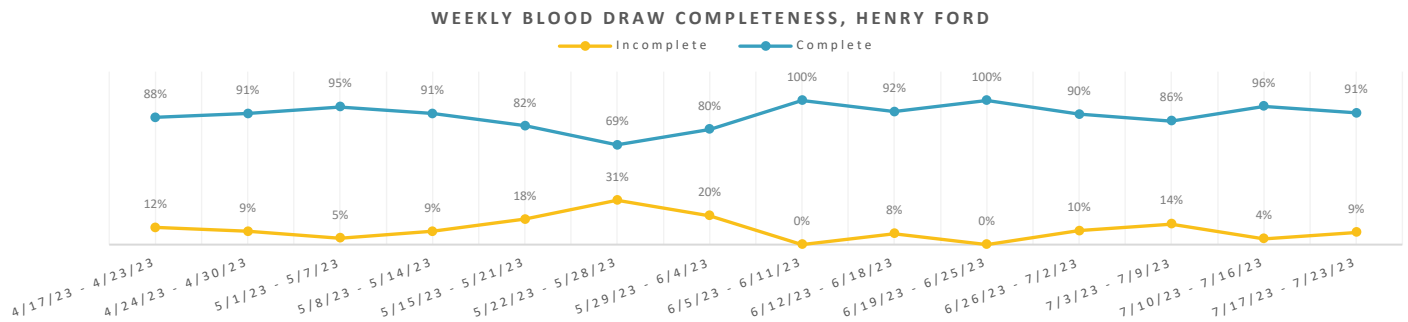
RESEARCH BLOOD DRAW COMPLETENESS



- 19.0% of UChicago's blood draws are incomplete, a 6.6% decrease since NCI notification on 1/26/23 (25.6%).



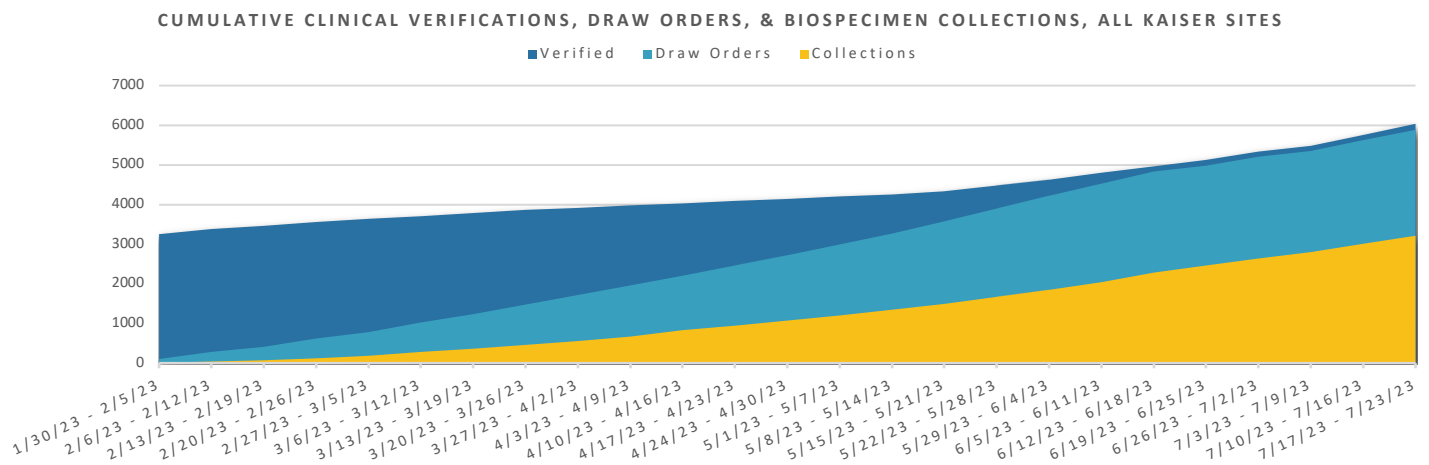
- 10.3% of Henry Ford's blood draws are incomplete, similar to NCI notification on 4/19/23 (10.4%).



Clinical Highlights

Kaiser Permanente – Verified vs. Draw Orders vs. Collections

- 97.5% of verified Kaiser participants have a draw order placed, a 2.0% increase since June 2023 (95.5%).
- 54.6% of placed draw orders have been fulfilled (i.e., complete clinical collection), a 6.2% increase since June 2023 (48.2%).



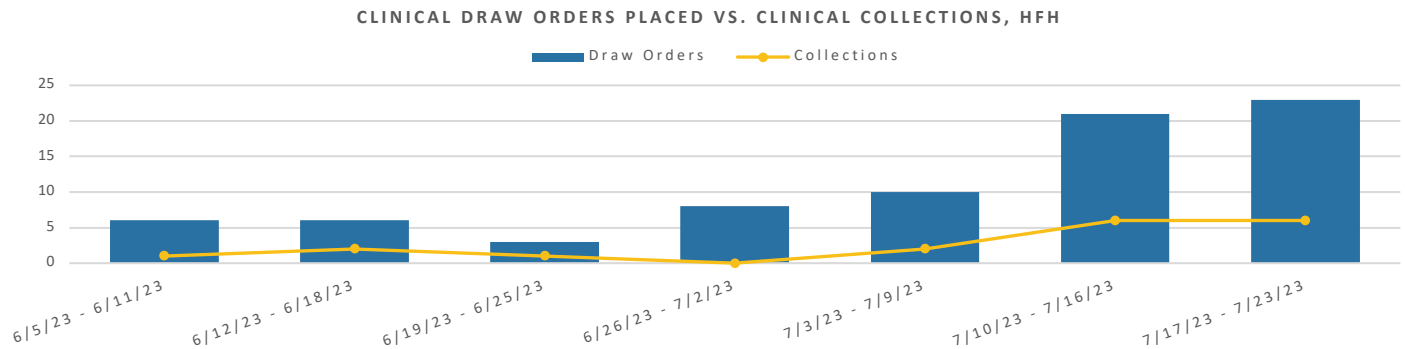
Hybrid Model – Henry Ford Health

Early Clinical Collections

- 77 clinical draw orders have been placed, and 18 clinical collections have been completed at Henry Ford since the hybrid model launch on 6/4/2023.
- 22 average draw order placements per week between 7/10/23 and 7/23/23 (2 weeks); nearly 1.5 times more than that between 6/26/23 and 7/9/23 (9).

Expansion Plan

- Two active HFH clinics (HF Wyandotte Hospital & HF Macomb Medical Pavilion), with a third (HF West Bloomfield Hospital) added in mid-July 2023.
- Six additional HFH clinics are anticipated to launch Connect clinical collections in September 2023.



Key Takeaways

1. June collections exceeded May collections, but July collections will likely fall short of June collections.
2. While cumulative research biospecimen completion status rates have remained consistent since June 2023, The proportion of submitted surveys at UChicago shows some improvement.
3. The proportion of incomplete research blood draws at UChicago and Henry Ford has remained constant since June 2023; slight improvements have been observed since their respective NCI notifications.
4. The Kaiser sites are fully caught up with draw order placements for the verified participant backlog; more than half of verified Kaiser participants have a complete baseline clinical biospecimen collection.
5. By Fall 2023, Henry Ford is expecting to have a total of nine clinics conducting clinical collections.