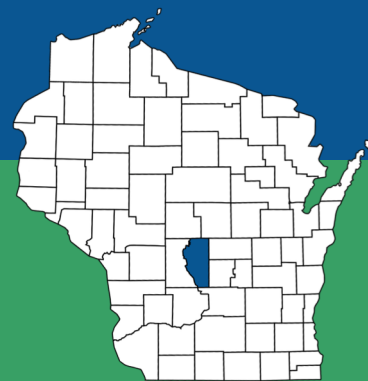
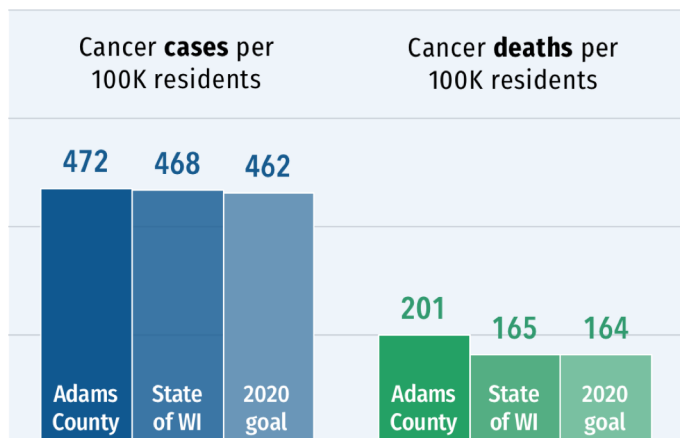


# Cancer in Adams County

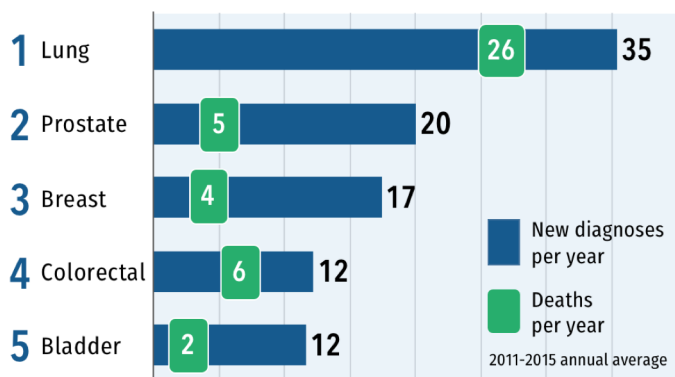


|                            |                |                       |
|----------------------------|----------------|-----------------------|
| County population (2015):  | <b>20,161</b>  | (state: 5.78 million) |
| Percent rural:             | <b>100 %</b>   | (state: 30 %)         |
| Percent racial minorities: | <b>9 %</b>     | (state: 18 %)         |
| Poverty rate:              | <b>14 %</b>    | (state: 12 %)         |
| Uninsured adults/children: | <b>9 / 6 %</b> | (state: 8 / 4 %)      |

## Adams County cancer stats



## County's 5 most common cancers

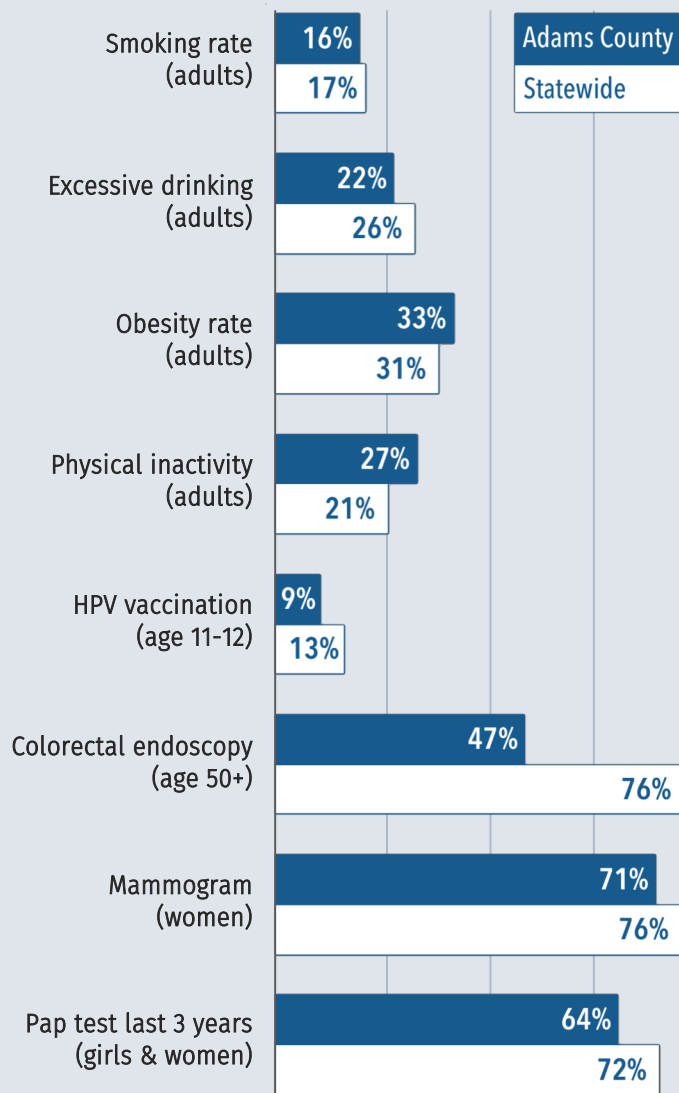


## How Adams ranks among other counties

First number is county's rank, followed by number of rankable counties  
 Example: 16 / 70 indicates 16th out of 70 counties with ample data to be ranked  
 1st rank goes to county with lowest cancer rate

|                  | All cancers | Lung    | Prostate | Breast | Colorectal |
|------------------|-------------|---------|----------|--------|------------|
| <b>New cases</b> | 51 / 72     | 71 / 72 | 16 / 70  | 9 / 70 | 54 / 68    |
| <b>Deaths</b>    | 69 / 72     | 72 / 72 | 43 / 47  | n/a    | 55 / 60    |

## Behaviors that impact cancer risk



See reverse for sources and detailed data ▶



Comprehensive  
Cancer Control  
Program

[www.wicancer.org](http://www.wicancer.org)