



Instructions for Writing a Google Review

First Create a Google Email Account (gmail):

1 Go to www.gmail.com.

2 Click **Create account**.

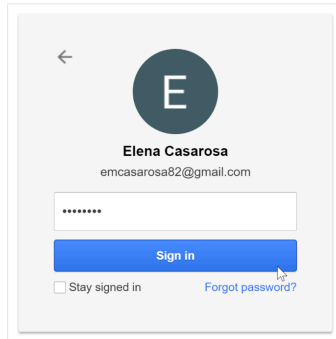
3 The **signup** form will appear. Follow the directions and enter the required information.

4 Review [Google's Terms of Service](#) and [Privacy Policy](#), click the check box, then click **Next step**.

Next Sign-In to your new Google Email Account (gmail):

To sign in:

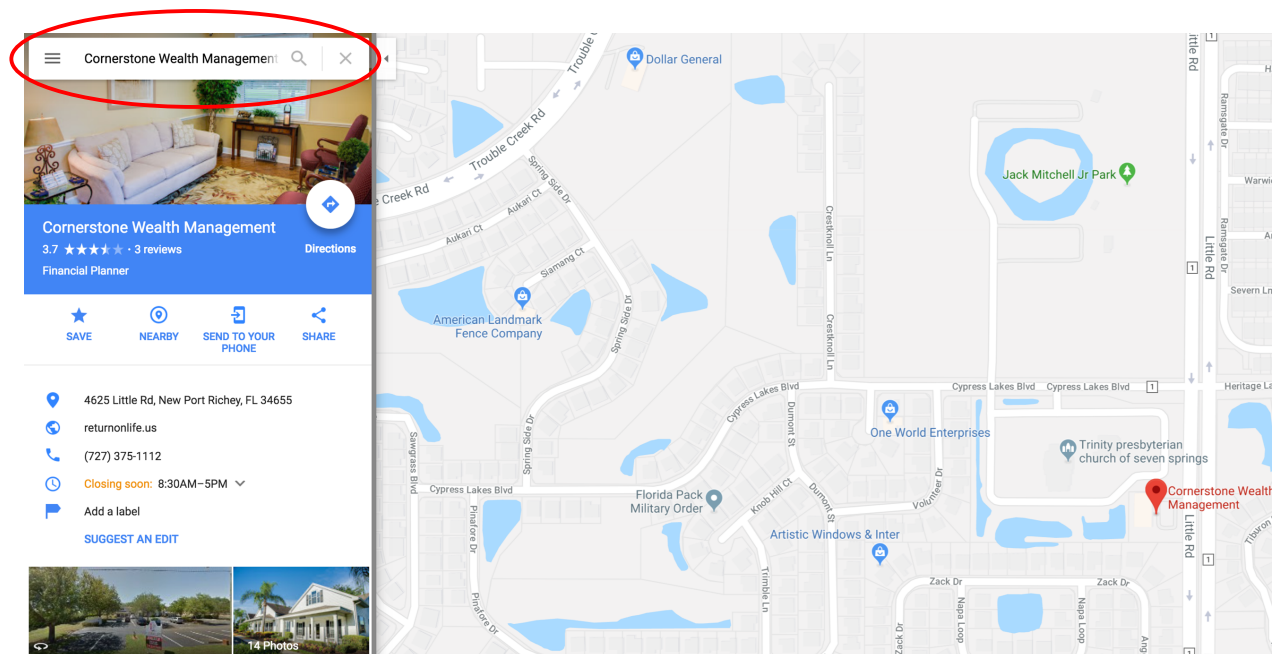
- 1 Go to www.gmail.com.
- 2 Type your **user name** (your email address) and **password**, then click **Sign in**.



Write the Google Review:

Four Steps to writing a review.

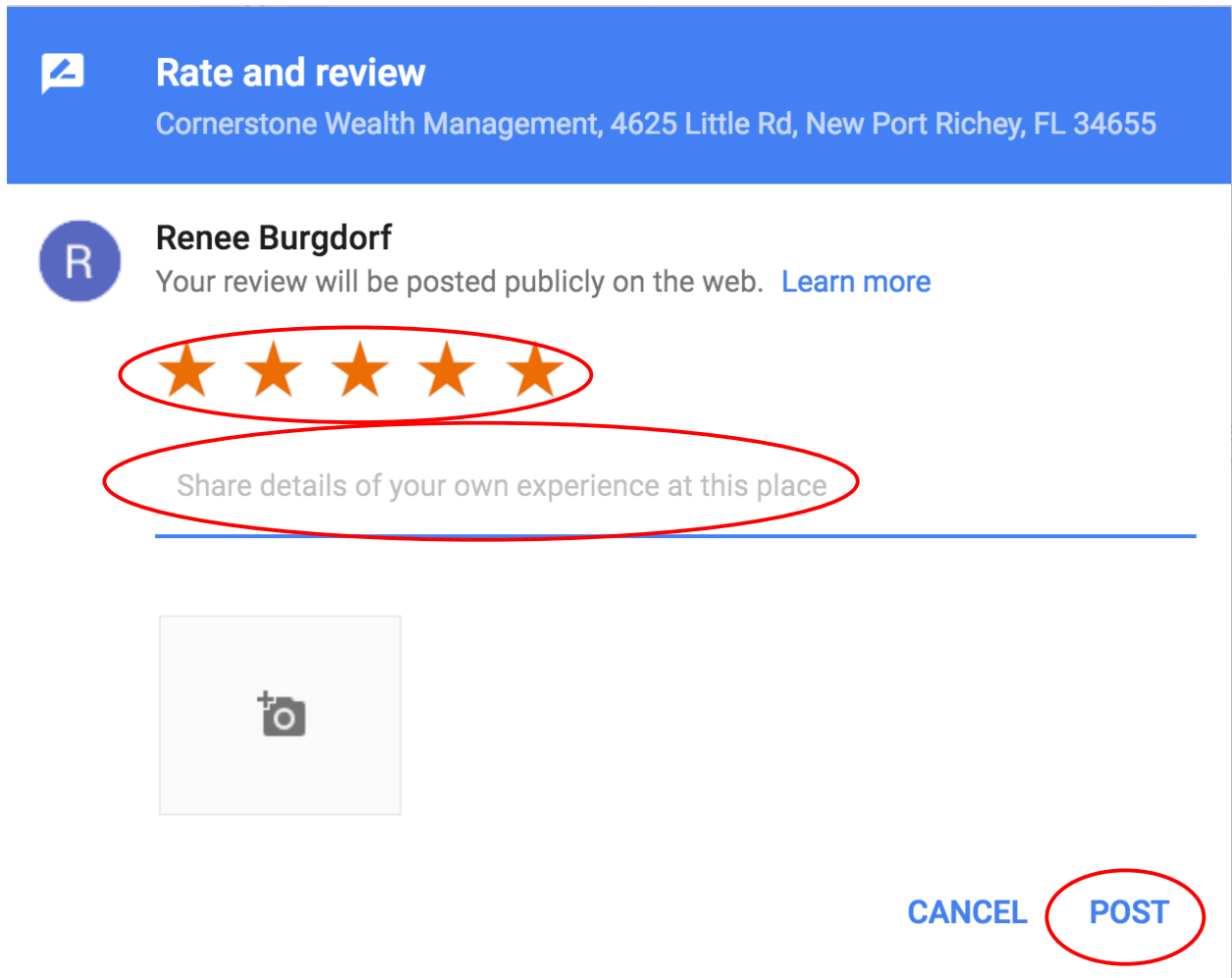
1. On your computer, open [Google Maps](https://www.google.com/maps) (<https://www.google.com/maps>).
2. After opening Google Maps, search for **Cornerstone Wealth Management, New Port Richey**.



3. On the left, scroll down and click **WRITE A REVIEW**.



4. In the window that appears, click the stars to score Cornerstone Wealth Management. You can also write a review. Click **POST**.



Your review will be visible in Google Maps until you take it down.

After your review is published, you can edit what you wrote, or change the rating and pictures you included.