





Bricolage

spatial







Étape 1

Découper les morceaux de la fusée.




Étape 2

Placer les morceaux sans les coller.




Étape 3

Mettre de la colle sur les morceaux et les coller.





Étape 4

Coller le nombre d'étoiles inscrit sur le collant.






Étape 5

Poinçonner la fenêtre de ta fusée et la coller



Écrire ton prénom avec ton doigt sur le carton fluo.





Merci

