

Welcome!

(It's so nice to see you.)





Sustainability

By the Numbers

2025 Edition





Dishes Reused:



2,680 place settings
4,020 cups



Community Garage Sale Participants

Santa Barbara
COMMUNITY 
YARD SALE

112



Textiles Diverted from Landfill




17,712 lbs


Bee Swarms Relocated

65

BZZZ



BZZZ



BZZZ

Coffee Cups NOT Sent to the Landfill

17,018



X1000!

kWh Procured




346,540,000

for

39,674

customers

Renewable Electricity Generated



6,107,283 kWh

from

13

City projects

SmartRides Logged



9,911



92,872 VMT

reduced

EV Charging Sessions


26,060



1,661,897

*miles on SBCE
carbon-free energy*

BCycle Miles



567,194

from

198,812

rides

SBC&E Incentives Issued

205



totaling

\$437,000

Home Energy Advisor Calls Received

51



Stormwater Captured

**50,000,000
gallons**




Water Quality Samples



300

Collected in the middle of the night!

Sustainable Stormwater Rebates



45

just since April!

Curb Miles Swept

10,687



*Through residential street
sweeping program*

Grant Funds Received



**\$8.64
Million**

Community Engagement



11,904
Social Media
Followers



47,762
Newsletter
Subscribers



32 Events
(Tabled or
Hosted)

Thanks for being here!



Come visit us!

801 Garden Street

*Love, you
Sustainability &
Resilience Department*