



# E&C DIVISION SUMMER INTERNSHIP OVERVIEW

NOLAN MITSCHKE  
E&C INTERN IV  
9/24/2025

Water Energy  
Cost Analysis

REACH 2.0  
Assistance

**Nolan's  
Summer  
Tasks**

Training,  
Workshops, and  
Seminars

Bren Res BE  
Project

SBCE  
Programs  
Support

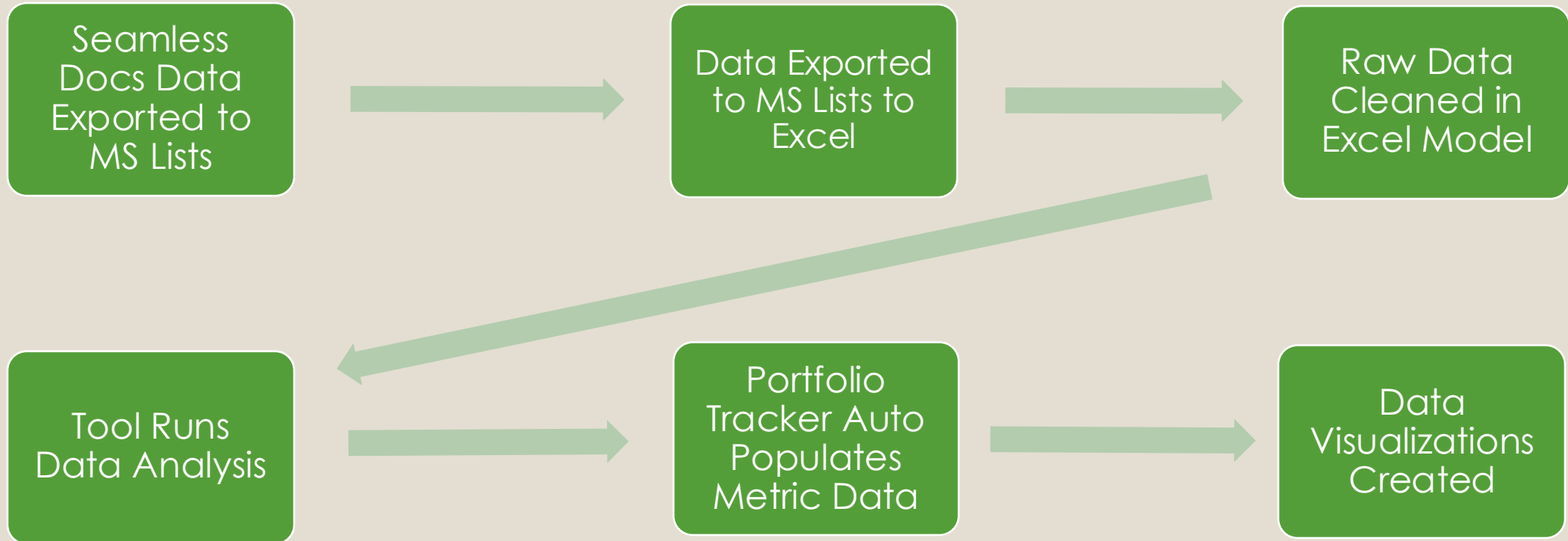
# Why make a tool?

- Measure Program Success and Impact
- Systemize Applicant Data
- Track and Report:
  - Performance
  - Budget
  - KPIs

# What is the tool and why is it needed?



# SBCE Programs Portfolio Tool Pipeline



# What is success today?

**Community Reinvestment**

**Equity**

**Greenhouse Gases (Future) +**

**Program + Portfolio Success**

# Data Category: Budget Utilization

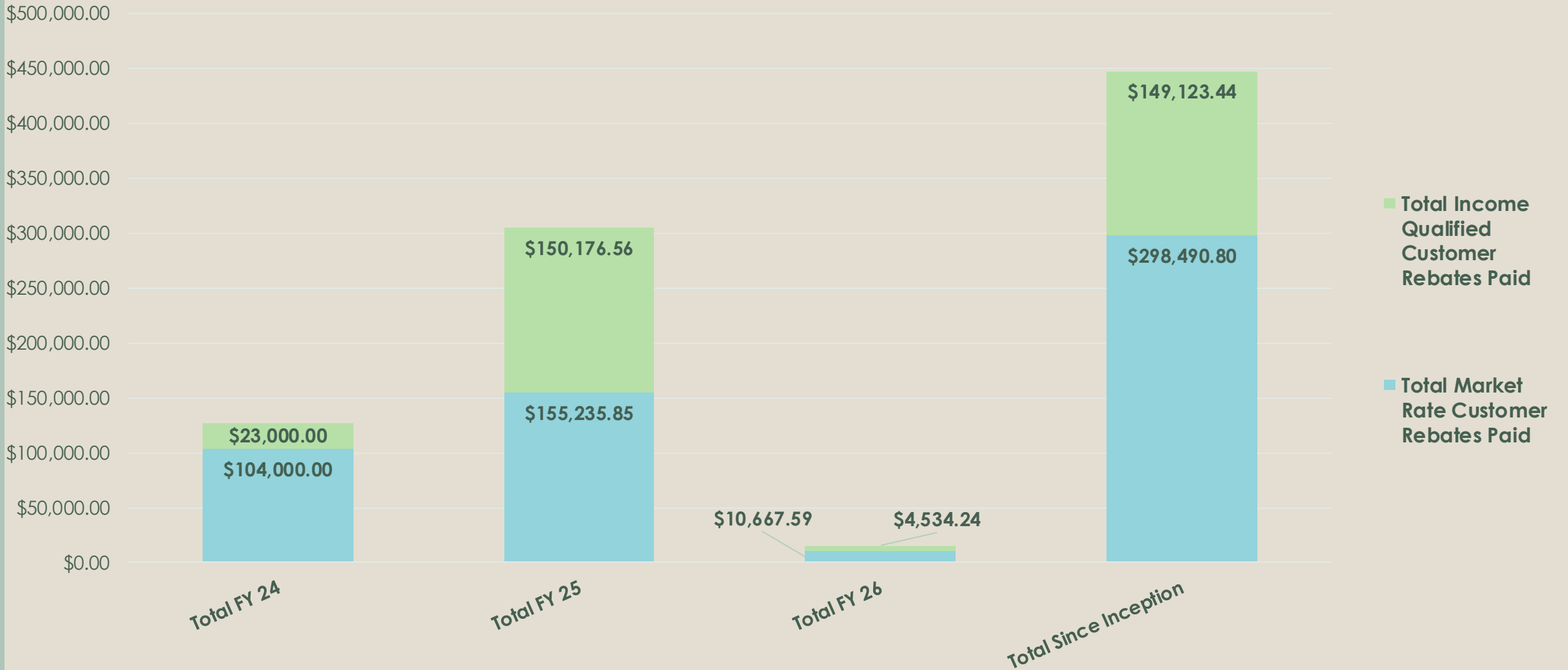
## Residential EV Program

| <b>Fiscal Year</b> | <b>Budget</b> | <b>Spent</b> | <b>% To Equity Customers</b> |
|--------------------|---------------|--------------|------------------------------|
| FY 24              | \$300,000.00  | \$127,000.00 | 18.11%                       |
| FY 25              | \$360,000.00  | \$305,412.41 | 49.17%                       |
| FY 26*             | \$200,000.00  | \$15,201.83  | 29.83%                       |
| Since Inception    | \$860,000.00  | \$447,614.24 | 33.32%                       |

**FY 26 Data only includes July\***

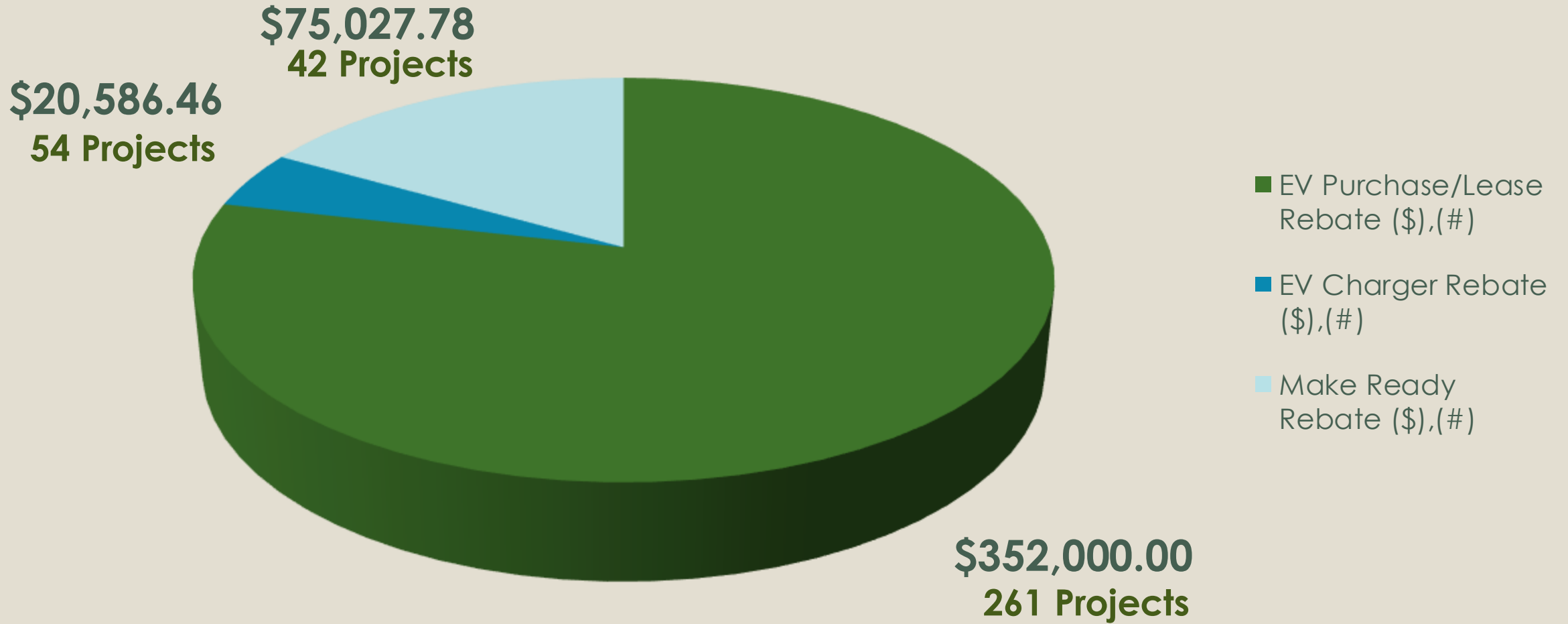
# Data Category: Applicant Data

## Residential EV: Income Qualified vs. Market Rate Customers



# Data Category: Project/Measure Data

## Residential EV: Rebates Paid Since Inception



# Future Work for SBCE Portfolio Tool

Build Out  
Remaining  
Programs



Build Out Portfolio  
Wide Analysis and  
Visualization



Update All  
Program SOPs



Launch SBCE  
Portfolio Tool

Thank You! Questions?