

AY2025 Sem1 T383

CA1 – Mobile Application UI Design

Student ID:	24016982
Student Name:	TAN XIANG YI AMELIA



Graded Assessment

Declaration of Originality

WARNING

Do not submit work that is not original or work that is not your own. If we discover that you did either of these things, we may:

- Give you a 0 grade for this exam
- Initiate disciplinary proceedings

.....

Please show that you understand the rules of this assessment by acknowledging and signing the declaration below.

- I understand the consequences of receiving help from other people in this assessment and I confirm:
 - The work in this assessment is solely my own.
 - I did not seek or receive assistance from anyone in producing this assignment.
 - I have provided references/citations and proof of receipt of copyright clearance for any elements in this graded assignment that are not directly my own work.

Student Name: ...TAN XIANG YI AMELIA.....

Student ID:24016982.....

Signature:AMELIA.....

Date:6/3/25.....

References

- FitnessFirst
- ActiveSG
- Nike Training Club
- Strava

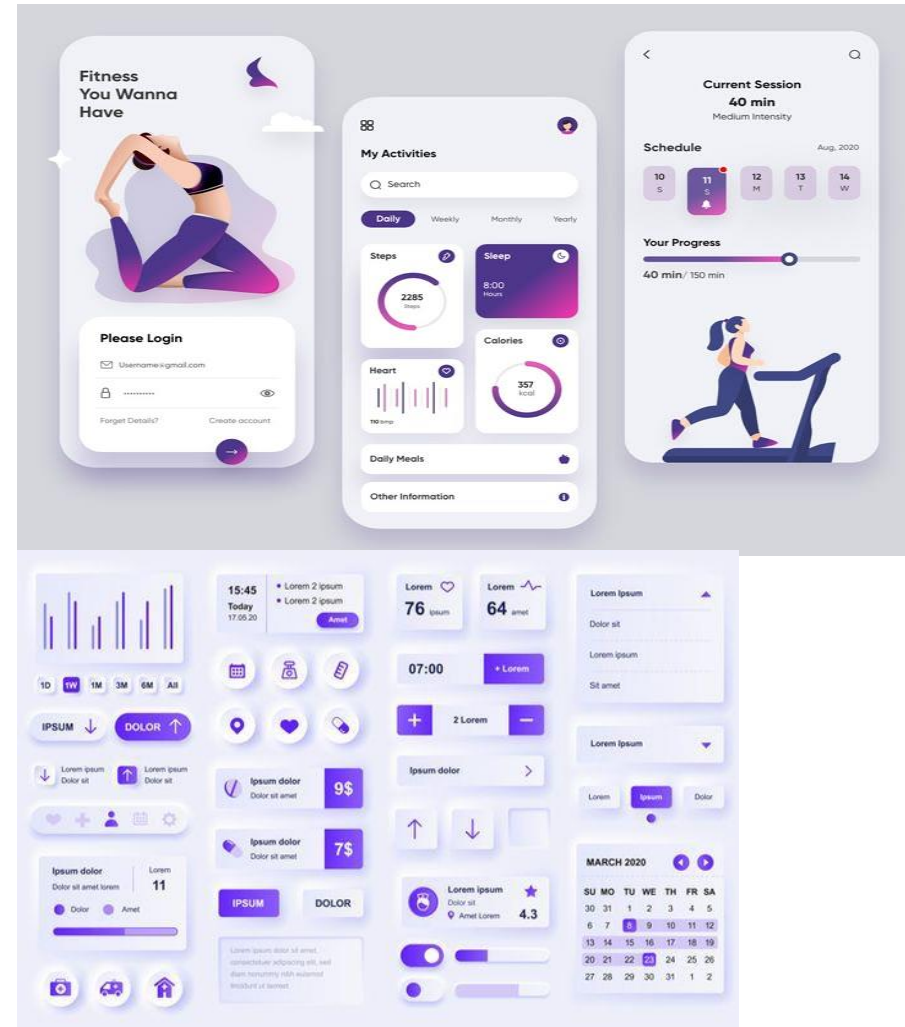
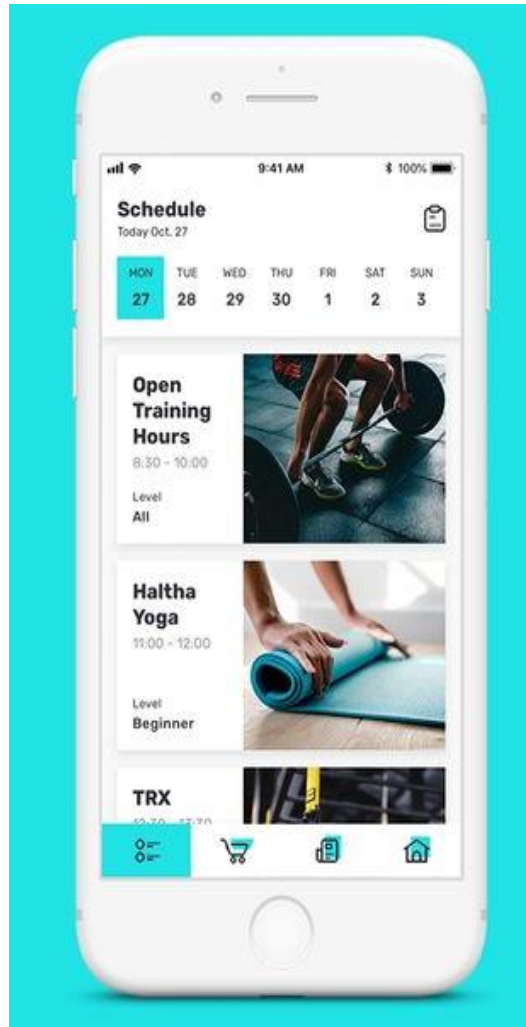
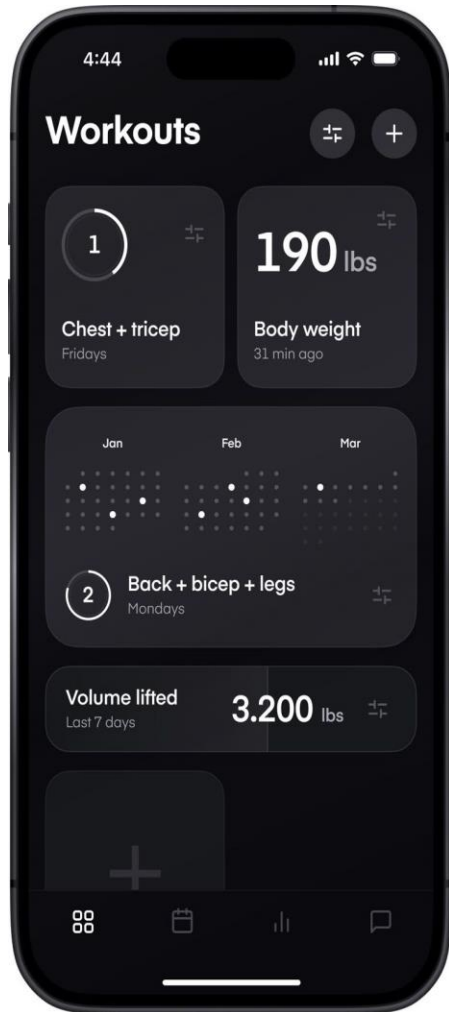
Content, Users, Context of use

Content: The app operates within the fitness and wellness industry. It is a platform that helps users manage their fitness activities. The presence of features like scheduling, booking classes and viewing programs suggests a good solution for individuals looking to maintain or improve their physical health.

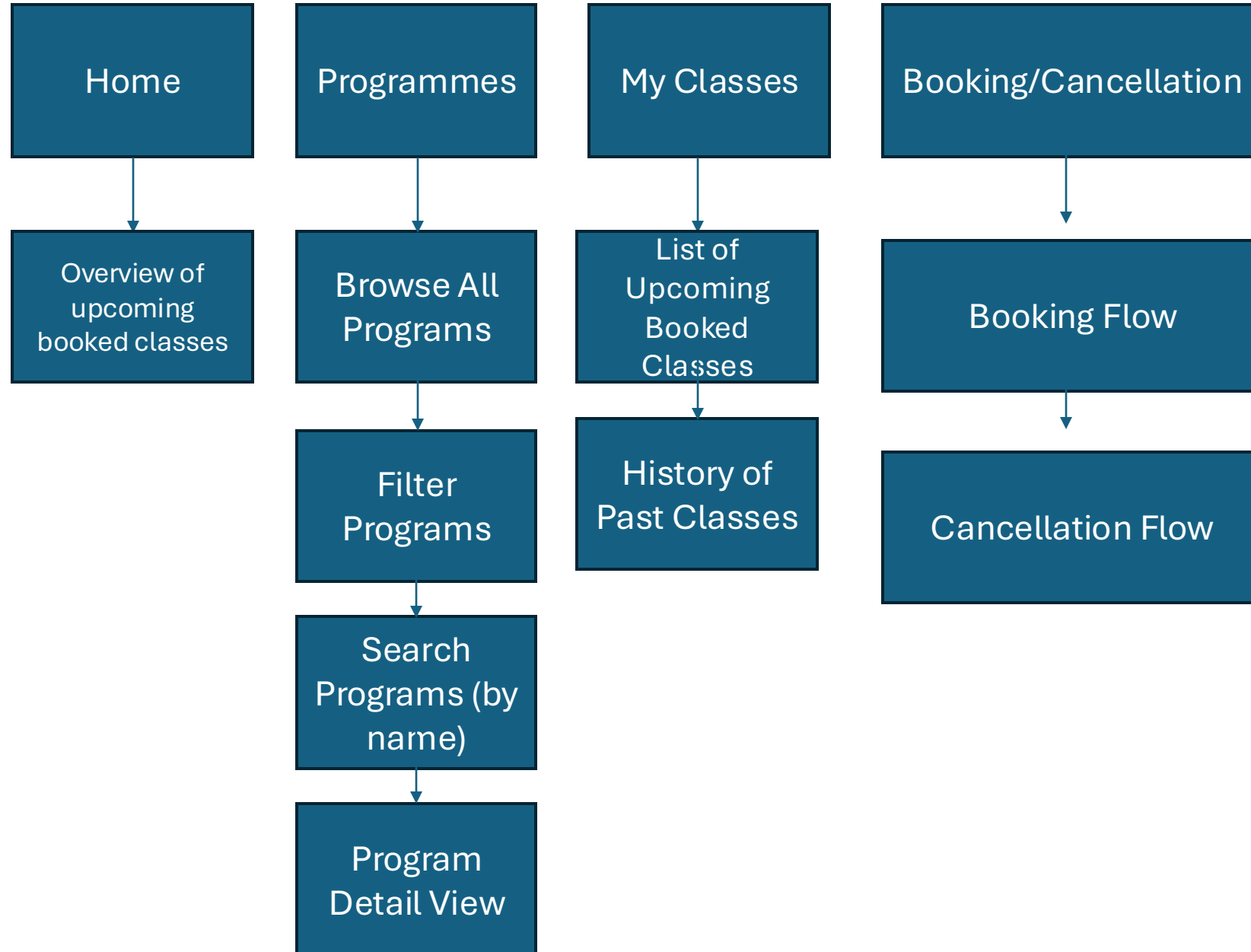
Users: The primary users of the Y-Fitness app would be individuals who are actively engaged in fitness activities or are looking to start.

Context Of Use: The app is designed for use in various scenarios related to a user's fitness journey.

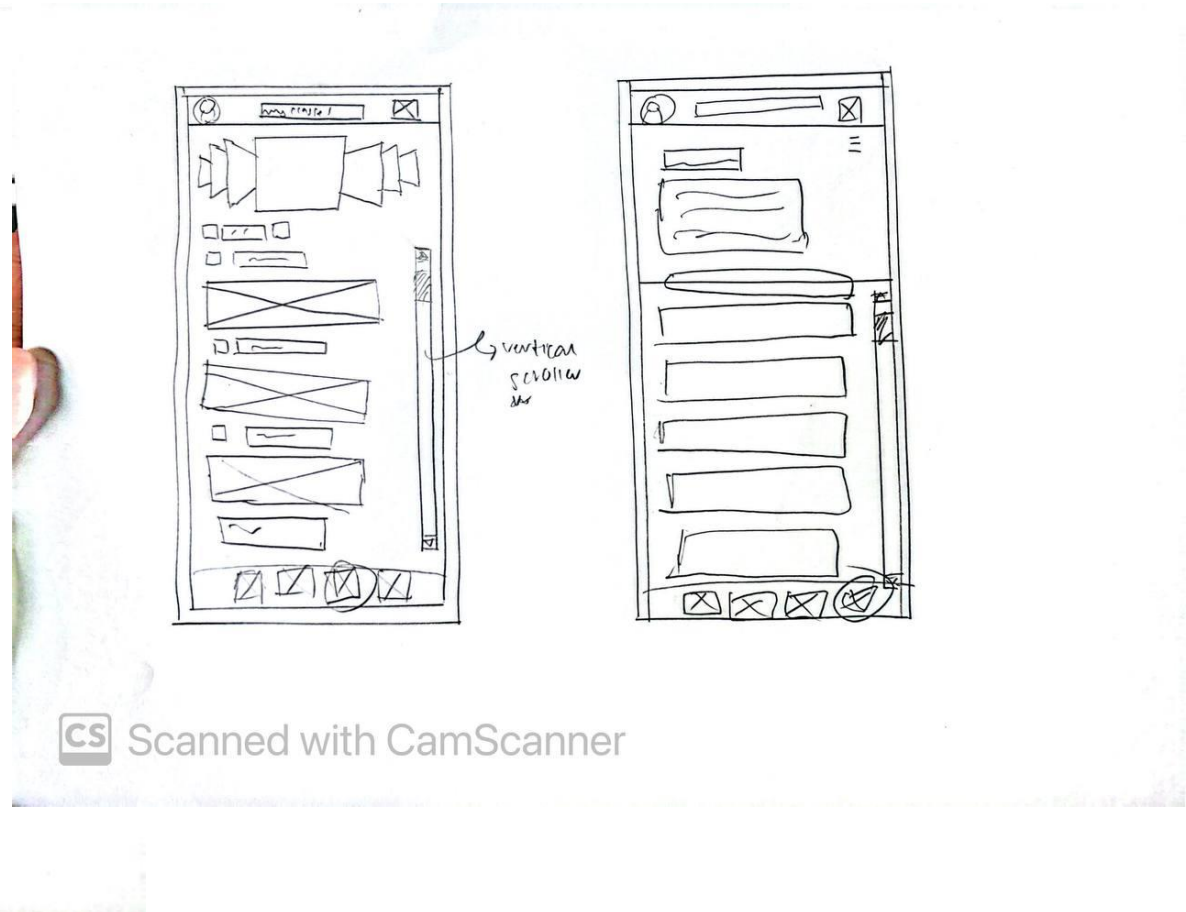
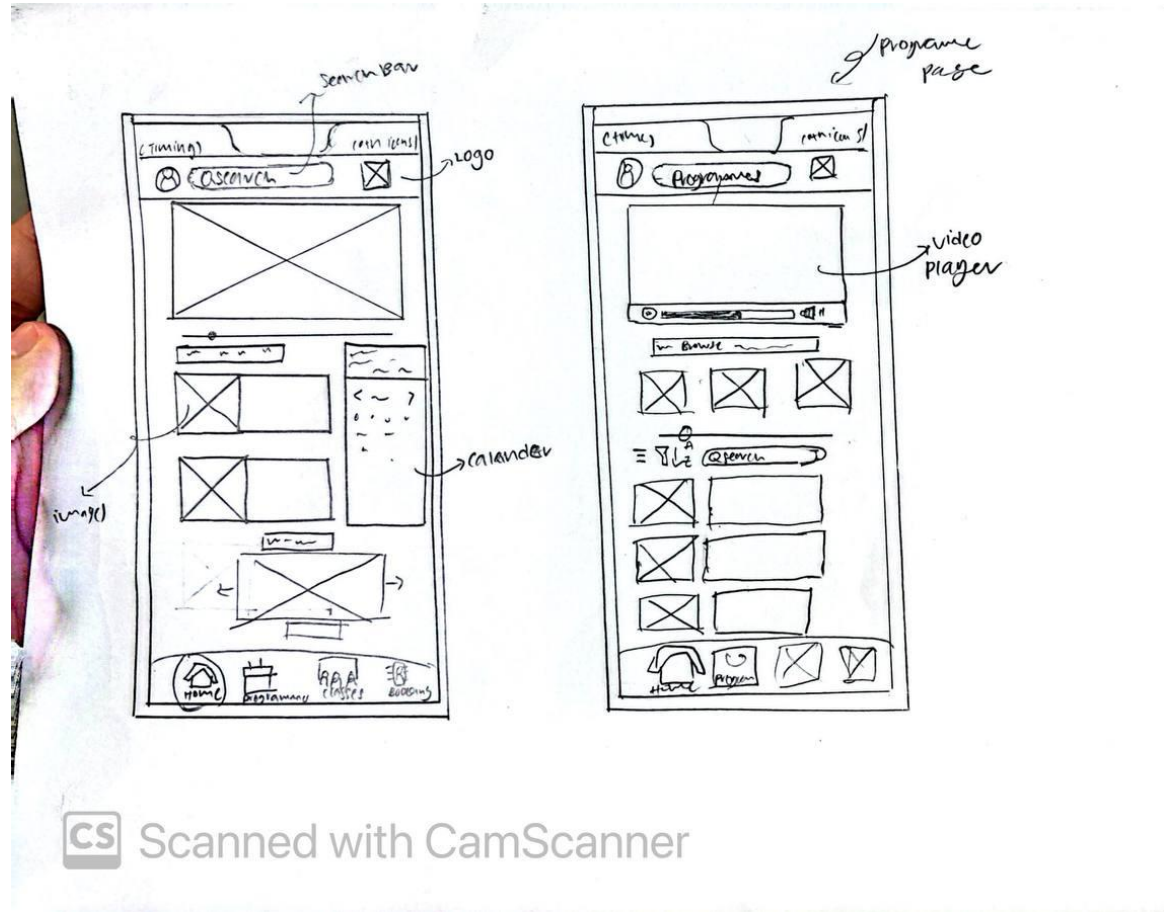
Inspirations



Sitemap



Sketches of wireframes



Justification of design choices

Why prominent "Book Now" buttons?

- To facilitate the primary user goal of booking classes efficiently.

Why a clean, uncluttered interface?

- To reduce cognitive load for users quickly booking classes, to highlight key information like availability.

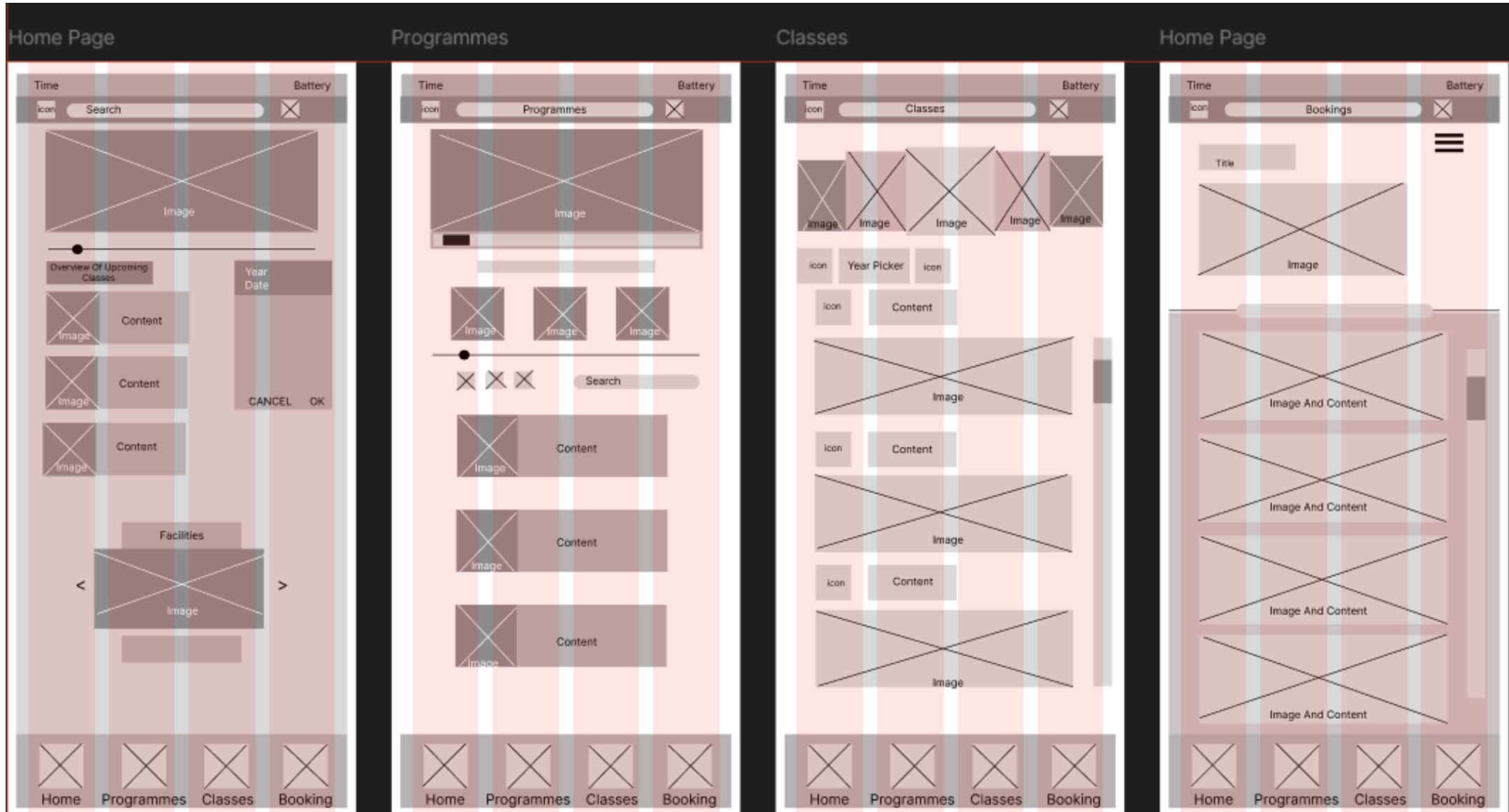
Why visual progress tracking (e.g., "Calories Burned" on the home screen)?

- To motivate users through tangible feedback

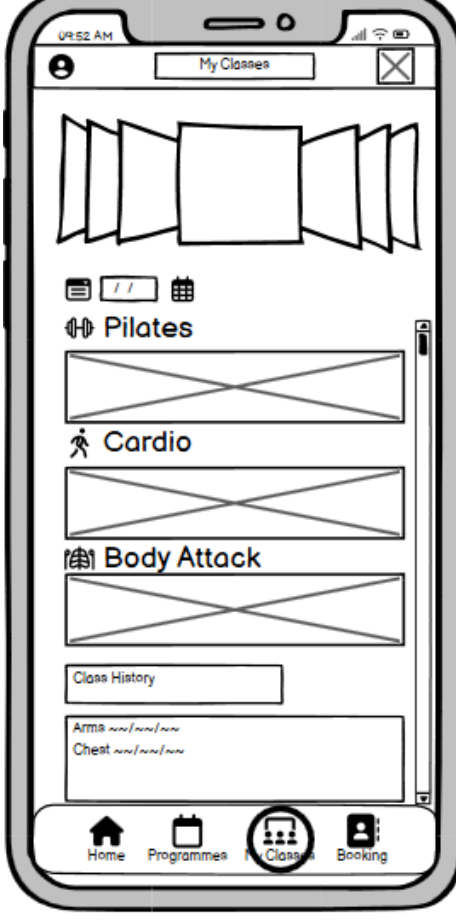
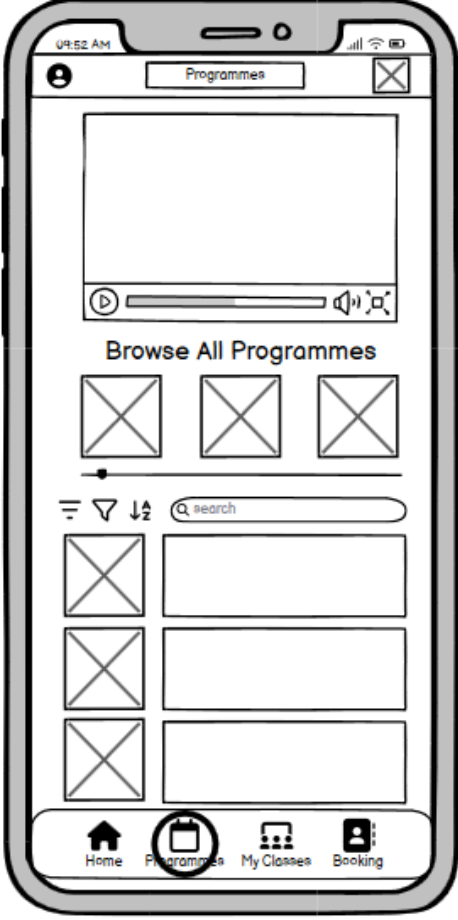
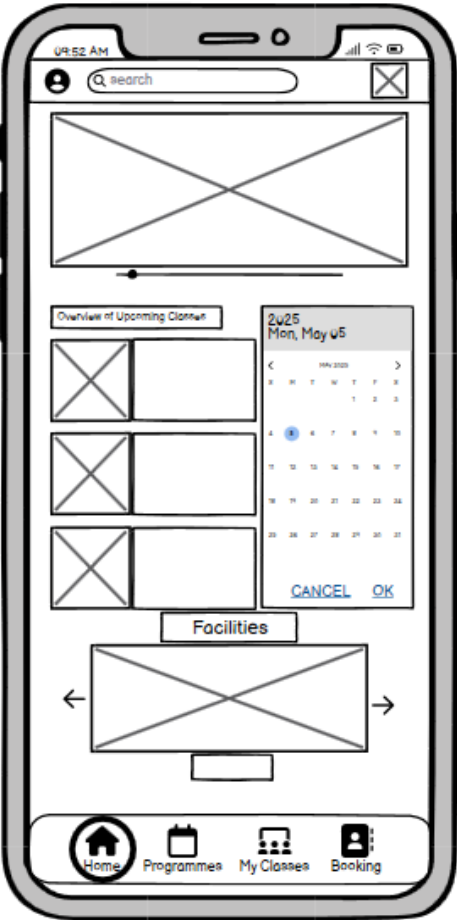
Figma wireframe – URL

- [Figma Wireframe](#)

Figma wireframe – screenshots



Wireflow

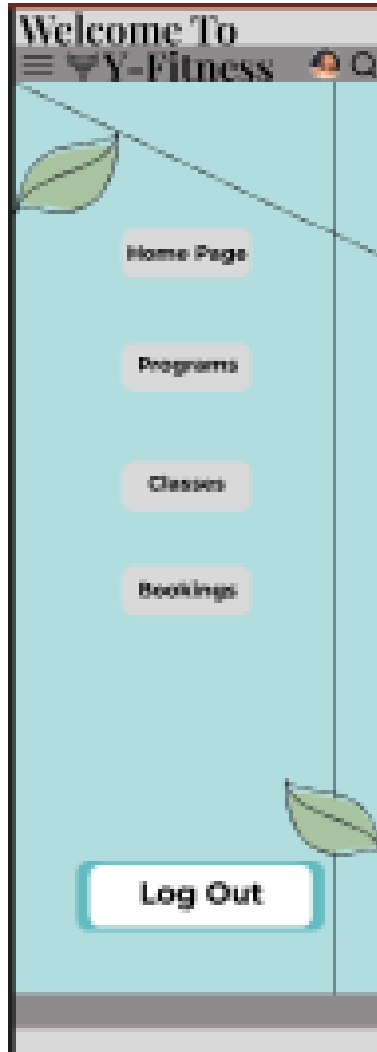


Figma mock-up – URL

- [MOCKUP LINK](#)

Figma mock-up – screenshots


menu



Home page



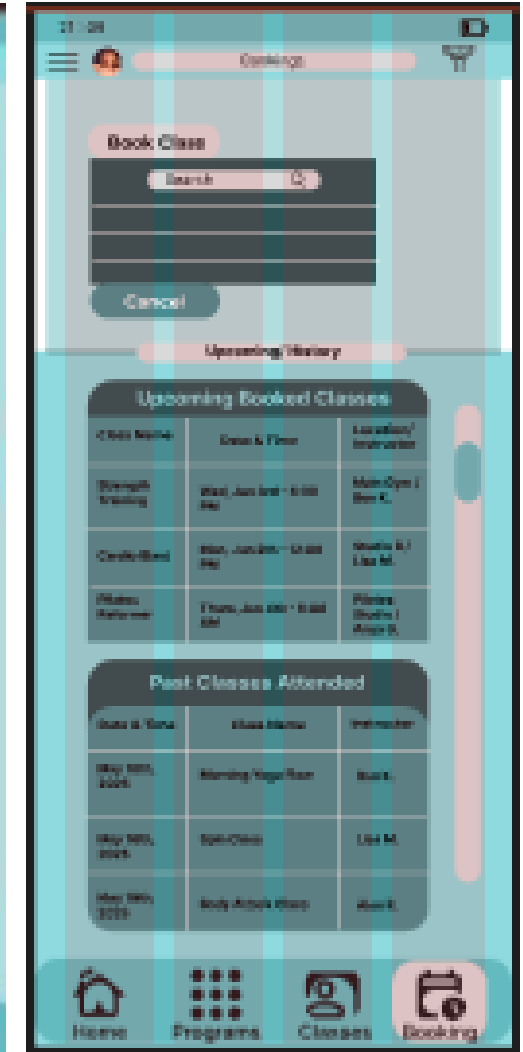
Programmes



Classes

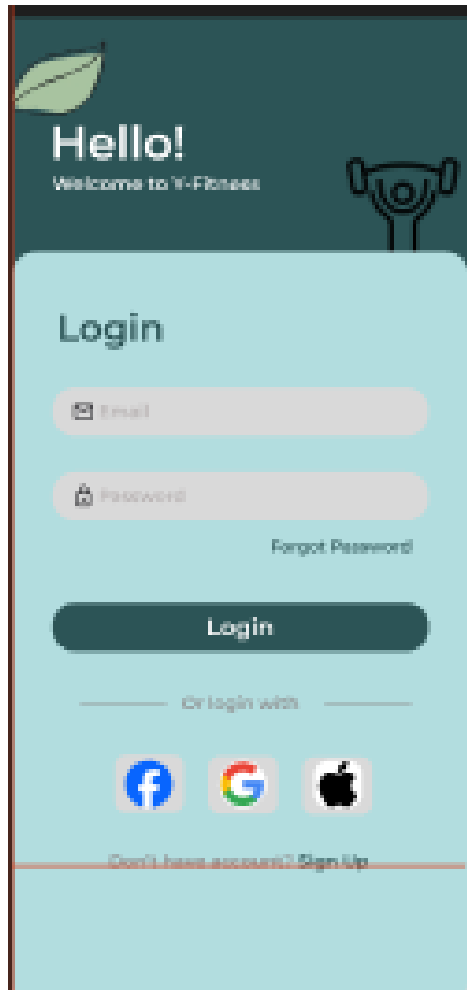


Booking



Figma mock-up – screenshots

Log In



Logo: A green leaf icon and a trophy icon.

Hello!
Welcome to Y-Fitness




Login

Email

Password

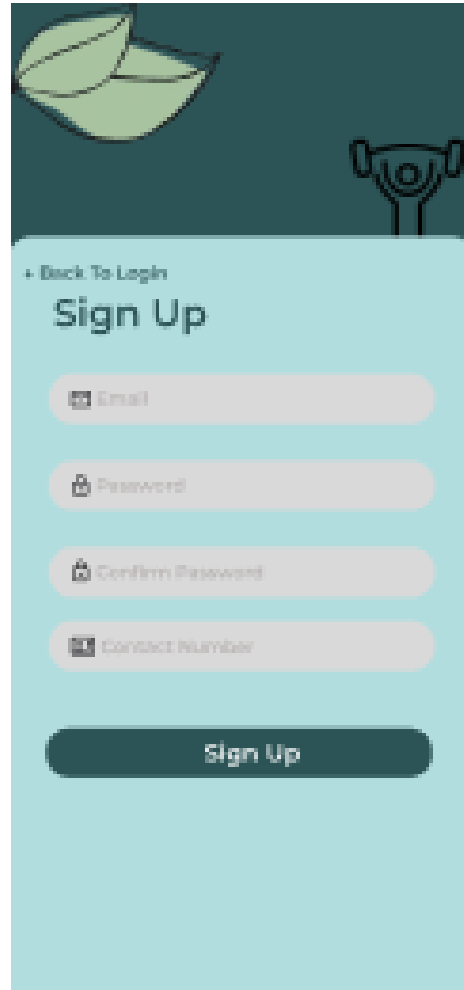
[Forgot Password](#)

Or login with

[Don't have account? Sign Up](#)

Sign Up



Logo: A green leaf icon and a trophy icon.

[+ Back To Login](#)

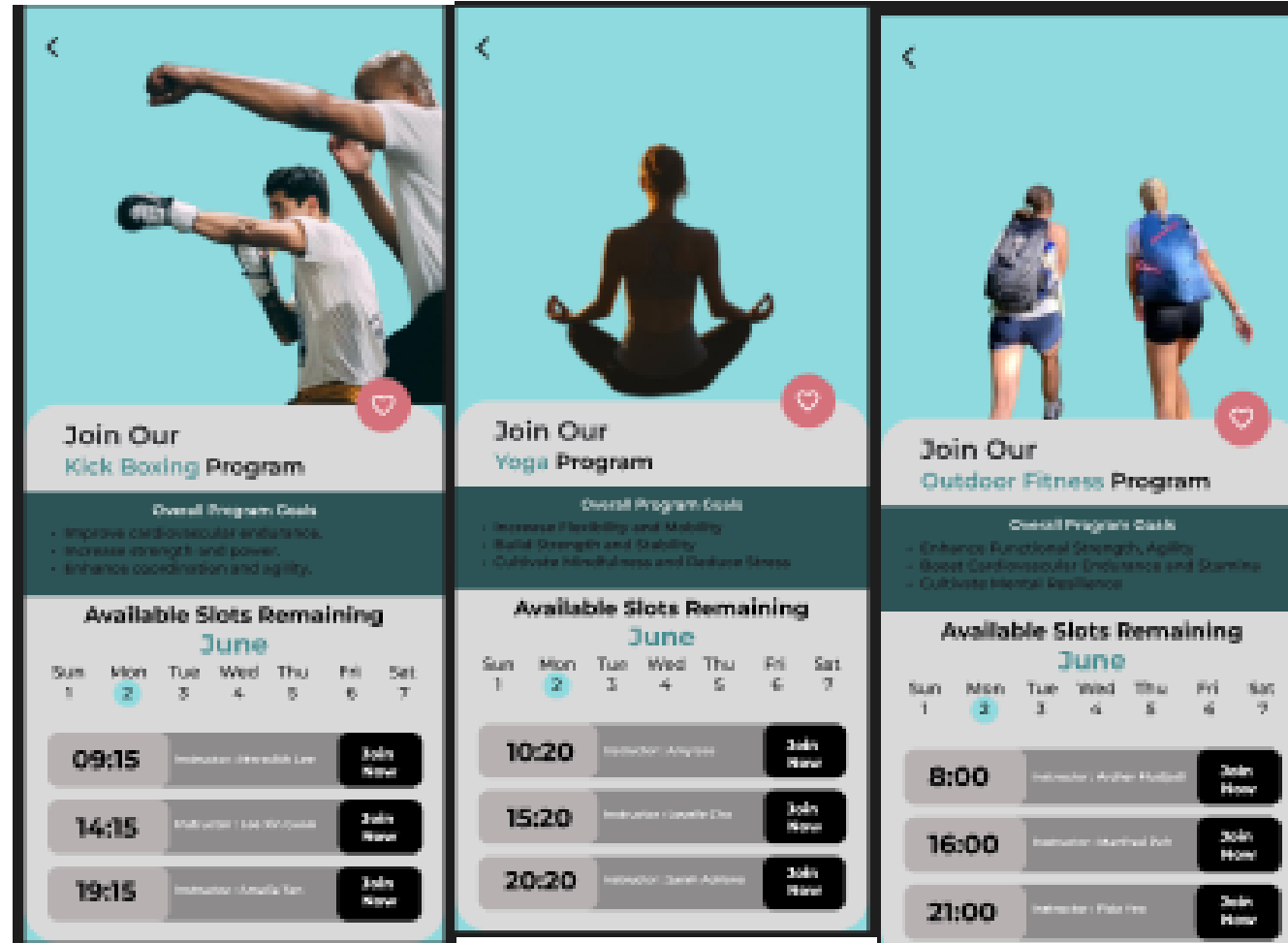
Sign Up

Email

Password

Contact Number

Scheduling Program (3)



Three program cards are shown, each with a back arrow, a hero image, a title, a list of benefits, a calendar, and a list of slots.

Join Our Kick Boxing Program

Overall Program Goals

- Improve cardiovascular endurance.
- Increase strength and power.
- Enhance coordination and agility.

Available Slots Remaining June

Sun	Mon	Tue	Wed	Thu	Fri	Sat
1	2	3	4	5	6	7

09:15 Instructor: Sarah Lee

14:15 Instructor: Sarah Lee

19:15 Instructor: Sarah Lee

Join Our Yoga Program

Overall Program Goals

- Increase Flexibility and Mobility.
- Build Strength and Stability.
- Cultivate Mindfulness and Reduce Stress.

Available Slots Remaining June

Sun	Mon	Tue	Wed	Thu	Fri	Sat
1	2	3	4	5	6	7

10:20 Instructor: Anya

15:20 Instructor: Anya

20:20 Instructor: Sarah Adams

Join Our Outdoor Fitness Program

Overall Program Goals

- Enhance Functional Strength, Agility.
- Boost Cardiovascular Endurance and Stamina.
- Cultivate Mental Resilience.

Available Slots Remaining June

Sun	Mon	Tue	Wed	Thu	Fri	Sat
1	2	3	4	5	6	7

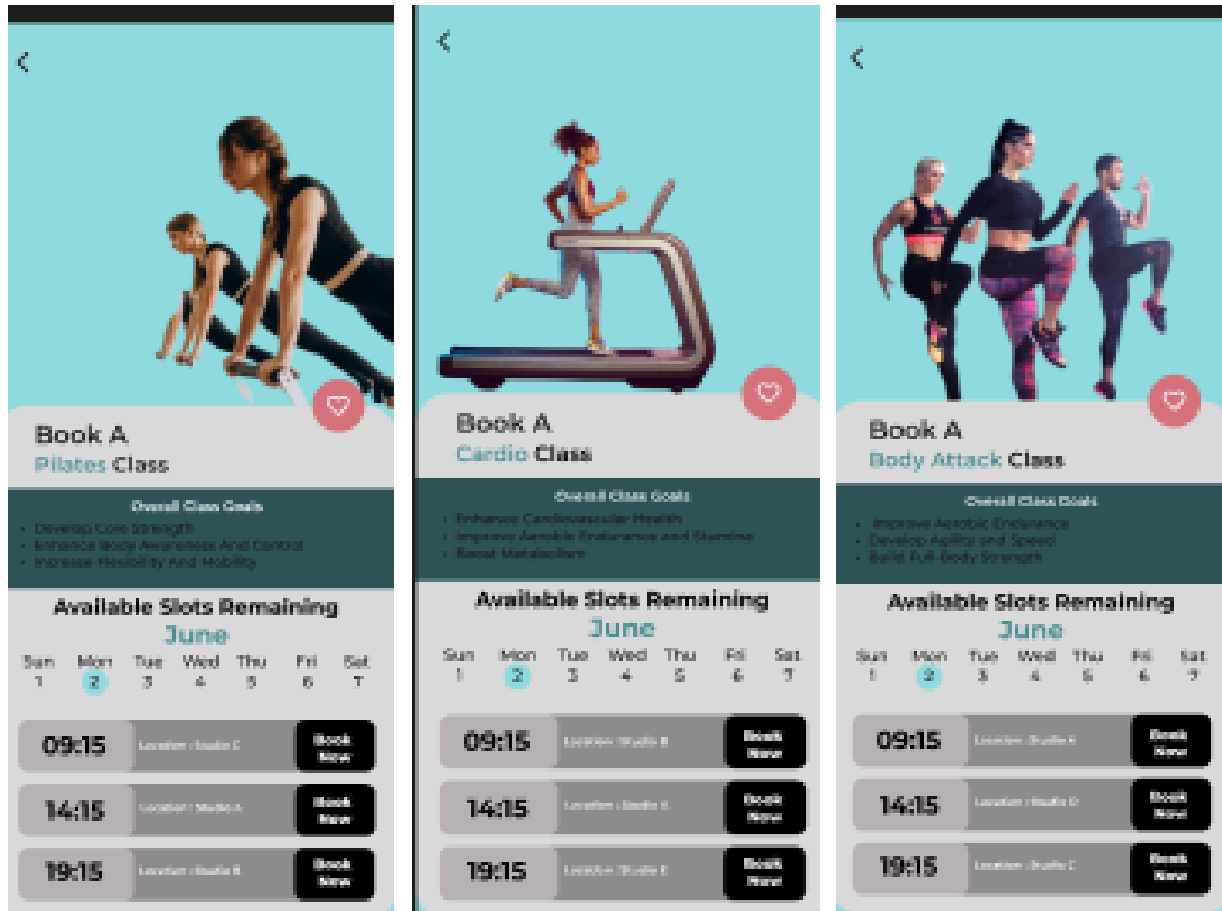
8:00 Instructor: Anya

16:00 Instructor: Sarah Lee

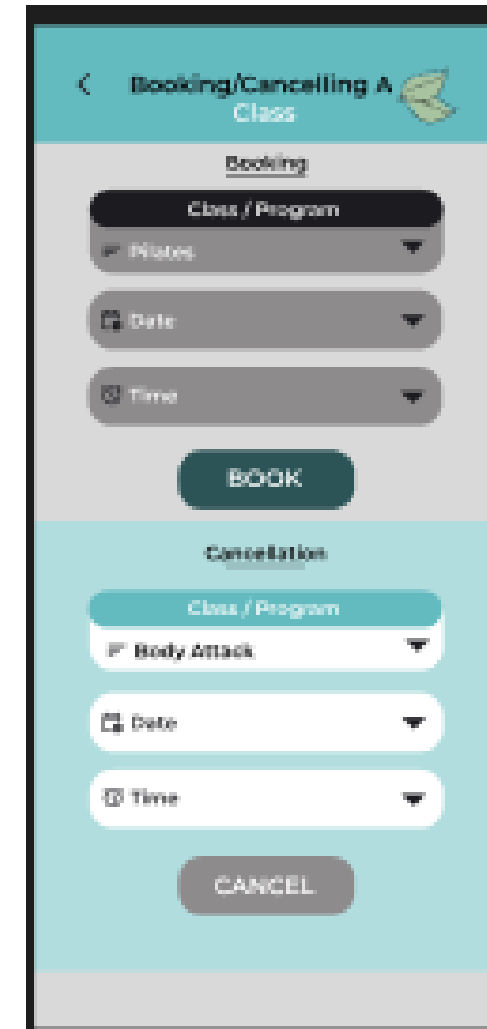
21:00 Instructor: Anya

Figma mock-up – screenshots

Booking Classes (3)



Book/cancel classes



Design patterns

- The design patterns consists of a persistent navigation bar at the bottom of the screen.
- There is also a three-line icon which is typically located in the top-left corner, which reveals a side-sliding menu containing primary as well as less frequently accessed navigation items such as “Log Out”
- A Consistent back arrow icon in the top left corner of the screen to return to the previous screens
- Content is also organised into distinct and rounded-corner “cards” and these cards help to break down large amounts of information into digestible chunks hence making lists of programs or classes easier to scan.
- A dedicated “Home Page” helps to provide a personalised summary of key information as well as achievements
- There is also a screen dedicated to providing comprehensive information about a single item

Figma interactive prototype – URL

- [Prototype](#)

UX interactions

MENU (Hamburger Icon)

- Press the “Home Page” button to get directed to the home page
- Press the “Programs” button to get directed to the programs page
- Press the “Classes” button to get directed to the classes page
- Press the “Bookings” button to get directed to the bookings page
- Press the “Log Out” button to be directed to the “Log In” page

Home Page

- Scroll the both images to view more images
- Press on the “Book Now” to get directed to the “Bookings” Page

UX interactions

Log In Page

- Press “Log in” to return to the “Homepage”
- Press “Sign Up” to go to the sign up page

Sign Up Page

- Press “Back To Login” to head back to the login page
- Press “Sign Up” to get directed to the “Homepage”

UX interactions

Programs Page

- Press on the pictures to get directed to the specific programs “Kickboxing”, “Yoga” and “Outdoor fitness”

Scheduling Programs (Kickboxing, Yoga and Outdoor Fitness)

- Press the back button to return back to the “Program” page
- Press “Join Now” to get directed to the “Booking/Cancelling” Page

Classes Page

- Press on the pictures and logos to get directed to the specific classes “Pilates”, “Cardio” and “Body Attack”

Booking Classes (Pilates, Cardio and Body Attack”

- Press the back button to return back to the “Classes” page
- Press “Book Now” to get directed to the “Booking/Cancelling” Page

Overview Booking Page

- Press on “Book Class” or “Cancel” to get directed to the “Booking/Cancelling” Page

Booking And Cancelling Page

- Press the on the Back button to return back to the “Overview Booking Page”
- Press on the “Book” or “Cancel” button to get directed back to the “Overview Booking Page”

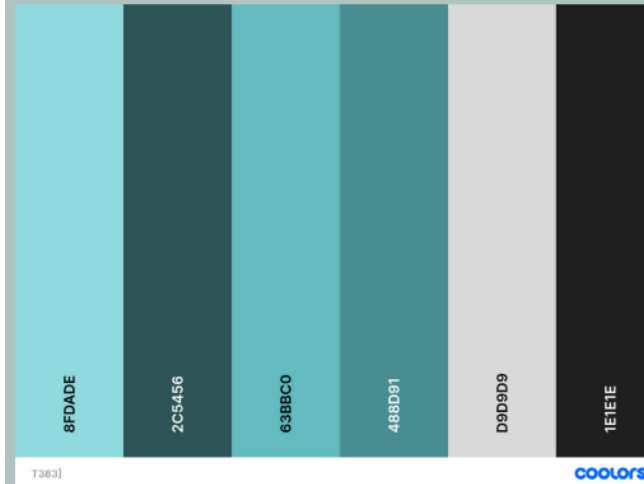
UI style guide

TYPOGRAPHY

Font Used : **Montserrat**

MONTERRAT IS A GEOMETRIC SANS-SERIF TYPEFACE, ITS LETTERFORMS ARE CLEAN, OPEN, AND HAVE A MODERN, MINIMALIST FEEL. THIS ALIGNS PERFECTLY WITH THE SLEEK, CONTEMPORARY AESTHETIC OF THE APP'S BLACK/DARK GREY AND TEAL COLOR SCHEME. IT PROJECTS A FORWARD-THINKING AND SOPHISTICATED IMAGE, WHICH IS DESIRABLE FOR A MODERN FITNESS SOLUTION. IN A FITNESS APP, USERS NEED TO QUICKLY DIGEST INFORMATION LIKE CLASS TIMES, METRICS, AND PROGRAM DETAILS. MONTERRAT'S CLARITY ENSURES THIS IS POSSIBLE, EVEN WHEN SCANNING QUICKLY OR VIEWING ON A SMALL MOBILE SCREEN. THE NUMBERS, IN PARTICULAR, ARE VERY DISTINCT, WHICH IS CRUCIAL FOR DISPLAYING CALORIE COUNTS, STEPS, ETC.

COLOUR



WHY?

- TEAL IS A BLEND OF BLUE AND GREEN. BLUE IS WIDELY ASSOCIATED WITH TRUST, STABILITY, AND CALMNESS, WHILE GREEN SYMBOLIZES NATURE, HEALTH, AND GROWTH. THIS COMBINATION IN TEAL EVOKES A SENSE OF TRANQUILITY AND PEACE, WHICH IS EXCELLENT FOR A FITNESS APP.
- THE GREEN UNDERTONES IN TEAL CONNECT IT TO NATURE, RENEWAL, AND FRESHNESS. THIS IS HIGHLY BENEFICIAL FOR FITNESS, AS IT SUGGESTS VITALITY, ENERGY, AND A FRESH START HENCE PERFECT FOR MOTIVATING USERS TO BEGIN OR CONTINUE THEIR FITNESS JOURNEY
- TEAL IS A SOPHISTICATED AND CONTEMPORARY COLOR. IT CAN MAKE THE APP FEEL MODERN, CLEAN, AND PROFESSIONAL, APPEALING TO A BROAD USER BASE WHO APPRECIATE SLEEK DESIGN.

UI style guide

Styles

Buttons & Call to Actions

- Primary Button (e.g., "Sign Up", "Login", "Book Now")

Background: Solid Teal (#4CAF50 - assuming a vibrant teal like on the "Book Now" buttons, adjust if hex code is different)

Text Color: White (#FFFFFF)

Font: Montserrat, SemiBold/Bold, Size 16dp to 18dp

Corners: Slightly rounded (4dp to 8dp corner radius, or fully rounded if used as a chip like the time slots)

Padding: Horizontal 24dp, Vertical 12dp to 16dp (or fixed height e.g., 48dp or 56dp)

State: Hover/Pressed - Darker Teal or slight opacity change.

Secondary Button (e.g., "Cancel" on Booking Screen, potentially filter buttons)

Background: Transparent or Light Grey (#E0E0E0 - assuming a light grey that appears)

Border: Thin (1dp) Teal or Dark Grey
Text Color: Teal (#4CAF50) or Dark Grey (#333333)


Font: Montserrat, Regular/SemiBold, Size 14dp to 16dp

Corners: Slightly rounded (4dp to 8dp radius)

Padding: Horizontal 16dp, Vertical 10dp to 14dp

State: Hover/Pressed - Background fill with light grey or slight opacity change.

Welcome To
Y-Fitness



Hello!
Welcome to Y-Fitness



Join Our
Kick Boxing Program

Spacing

MY UI IS LARGELY ALIGNED TO AN IMPLIED GRID, WHICH IS MAINTAINED. ELEMENTS LIKE CARDS, INPUT FIELDS, AND BUTTONS SHOULD SNAP TO THE GRID.

ELEMENT SPACING (VERTICAL):

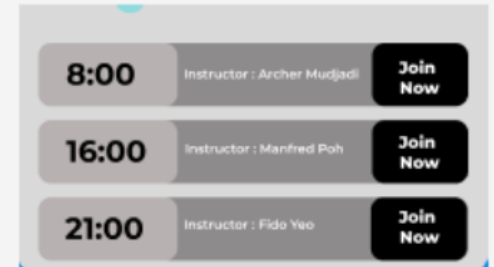
MAJOR SECTIONS (E.G., BETWEEN "YOUR HIGHLIGHTS" AND "ACTIVITIES"): 32DP (4 * 8DP)

BETWEEN CONTENT BLOCKS (E.G., BETWEEN HIGHLIGHTS CARDS): 16DP (2 * 8DP)

BETWEEN TEXT ELEMENTS (E.G., HEADING TO SUBHEADING): 8DP TO 16DP

BETWEEN LIST ITEMS/ROWS: 8DP TO 12DP

ELEMENT SPACING (HORIZONTAL):
BETWEEN ICONS AND TEXT: 8DP
BETWEEN SMALL BUTTONS/CHIPS: 8DP



Icons and Imagery



Style: Line icons (outlined) or solid icons, depending on the context (e.g., line icons for general navigation, solid for active states or key features). Maintain consistency within each category.

Color:

Primary/Interactive: Teal (#4CAF50)

Inactive/Default: Light Grey (#BDBDBD)

On Dark Backgrounds: White (#FFFFFF) or Light Grey

Imagery plays a vital role in conveying energy, motivation, and the app's offerings.

Style:

High-Quality Photography: Using professional, high-resolution photos of people exercising, in action, or demonstrating poses.

Authenticity: Images feel authentic and aspirational hence showcasing diverse body types and activities.

Dynamic and Energetic: For workout/class previews, choose images that conveys dynamism and the specific energy of the activities

End

