



Creative Journal

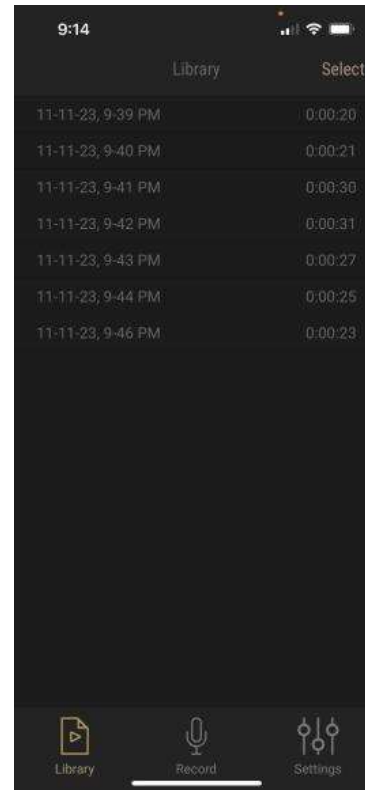
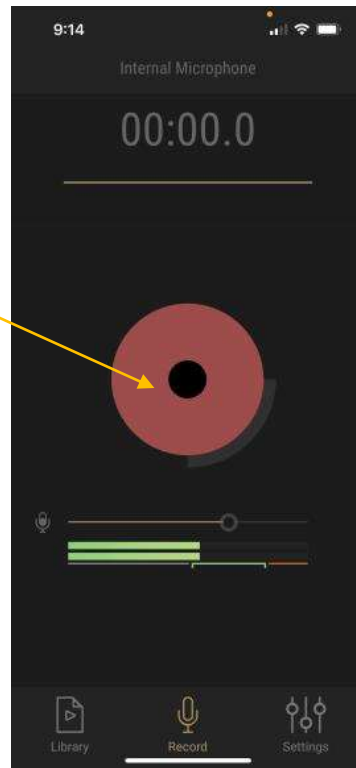
- For this recording I tried to incorporate what was asked from the script, which was a pretty interesting experience since I have not done such a thing before. I have tried my best during the recording, recording many times to try and acquire the perfect one for the end product. I also got my brother to help me do the script lines so that there would be more things to edit when using the DAW like, placing the audios in the right order, adjusting the volume level so that one wouldn't be too loud when compared to the other. Since I have not used Audition before to edit audios, thanks to the assignments given during class, I have understood the basics of Audition and didn't have to struggle as much to try and figure everything out. For example, cutting and deleting clips and how to export to different formats.
- For the sound effects, I really had to turn my thinking hat on and think about what effects I could put into the track, trying to immerse myself into what a riot would look and sound like in my head as well as discuss it with people like my family and friends. Easily there will be shouting since the rioters goal is to be heard and footsteps as they are walking in unison. The cars and police sirens represents that the rioters are on or near the street to create me ambience towards the surroundings and the banging noises are bringing attention to themselves and for what they are standing for. The fire crackling noises are to depict how serious the rioters are, in the scenario that came up in my head, I imagined some rioters bringing lighters to light things on fire hence the sirens and the honking of cars to show that the rioters have moved on to the street, blocking traffic. For the background music, I wanted something intense and deep so that it can add into the atmosphere of what the podcast lines are trying to depict.

Documentation

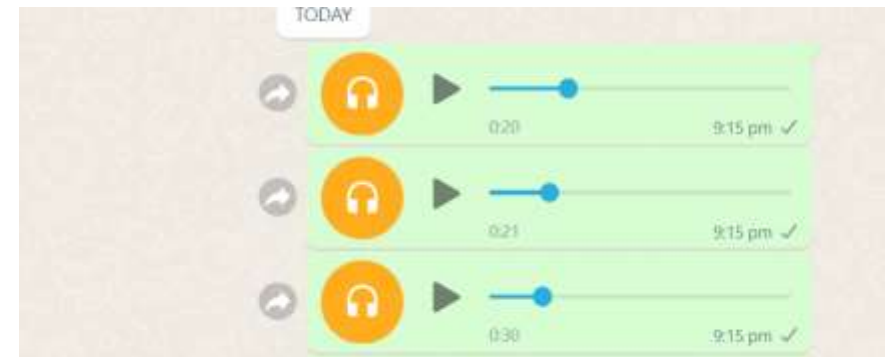
Recording Process

Looked through all recordings and chose the best ones out of them

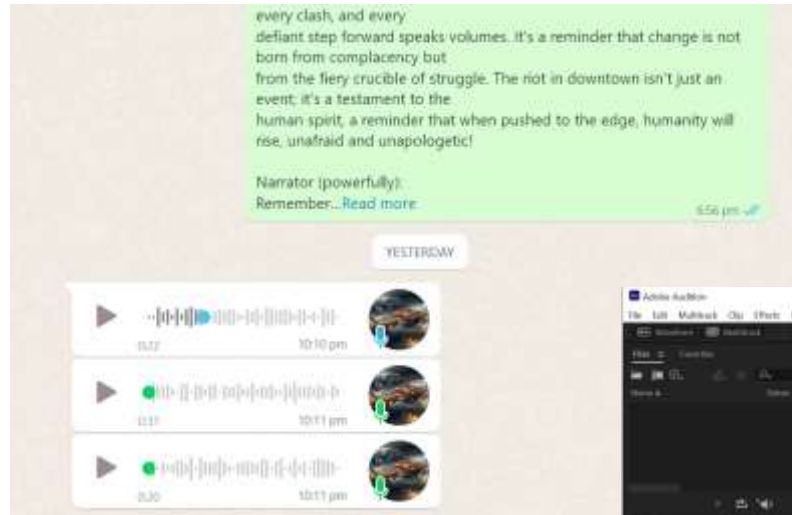
Clicked on this button to record



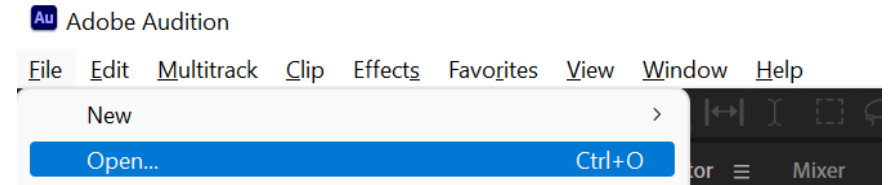
Then sent it to myself so that I can transfer it to the DAW



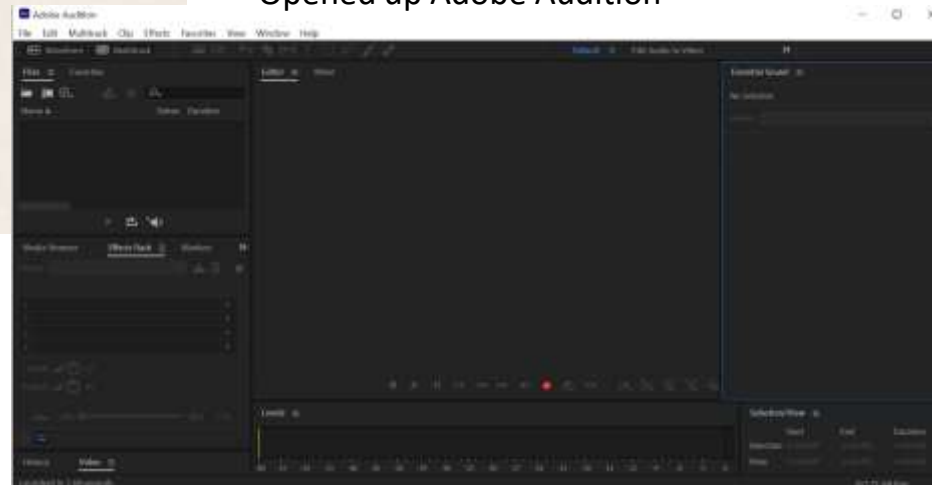
Got the recordings from my brother



Imported my audios to a new session

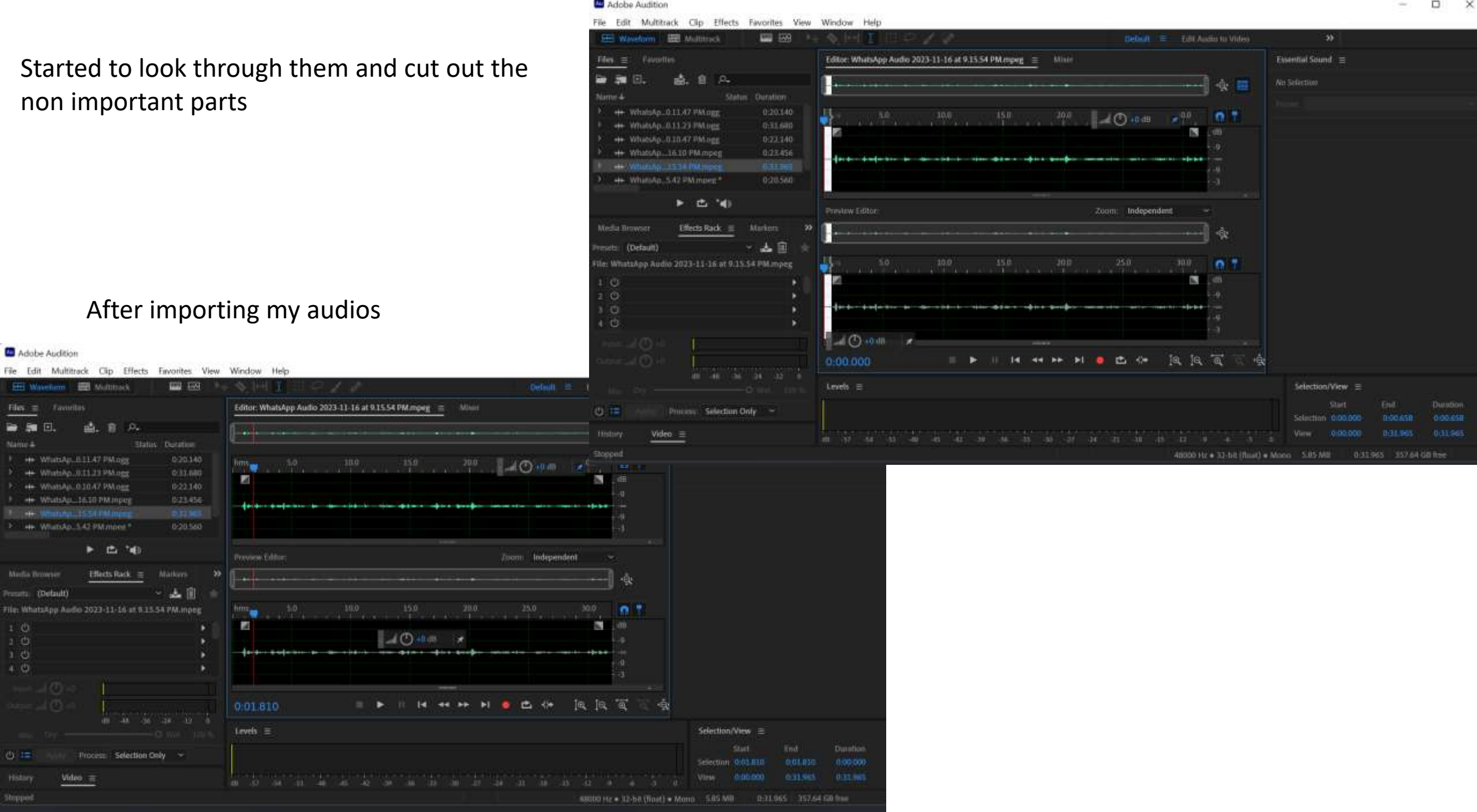


Opened up Adobe Audition



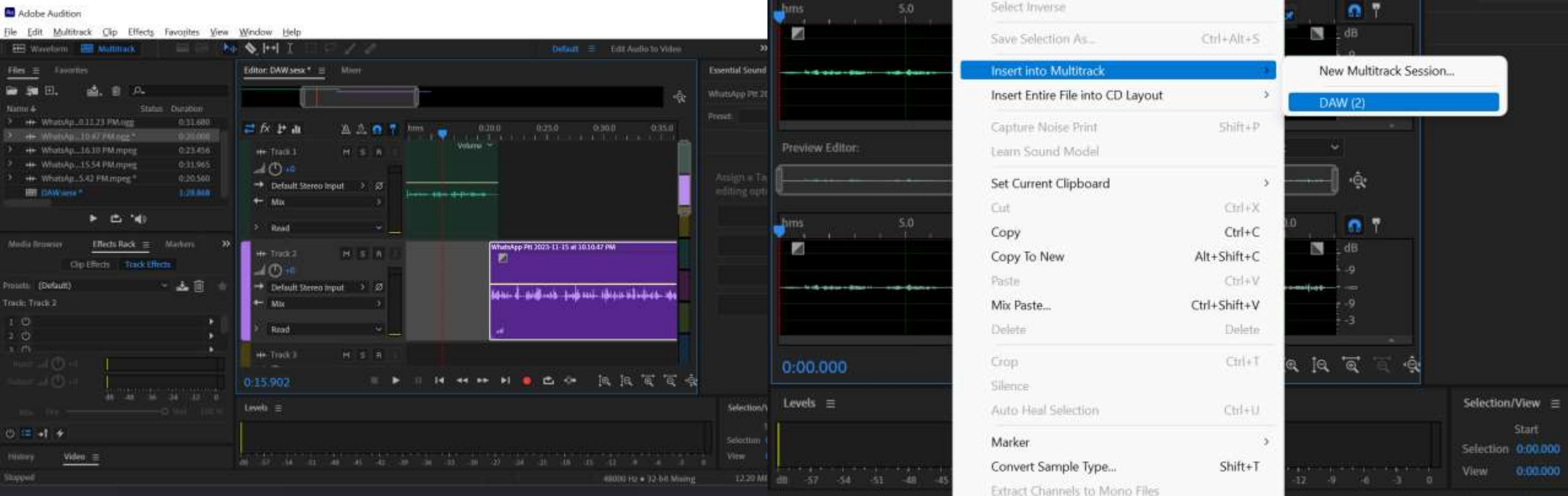
Started to look through them and cut out the non important parts

After importing my audios

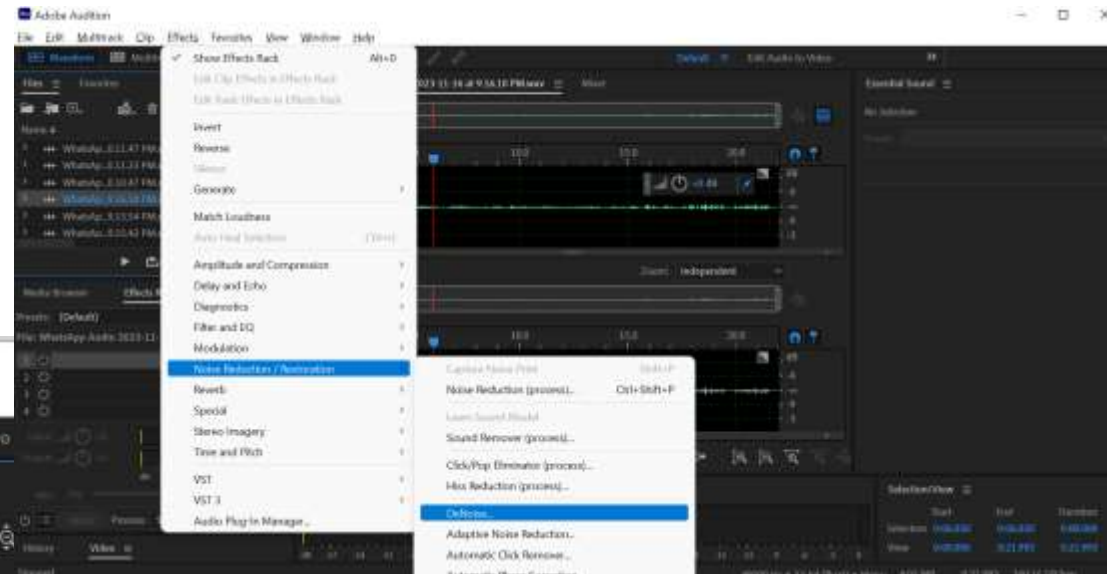
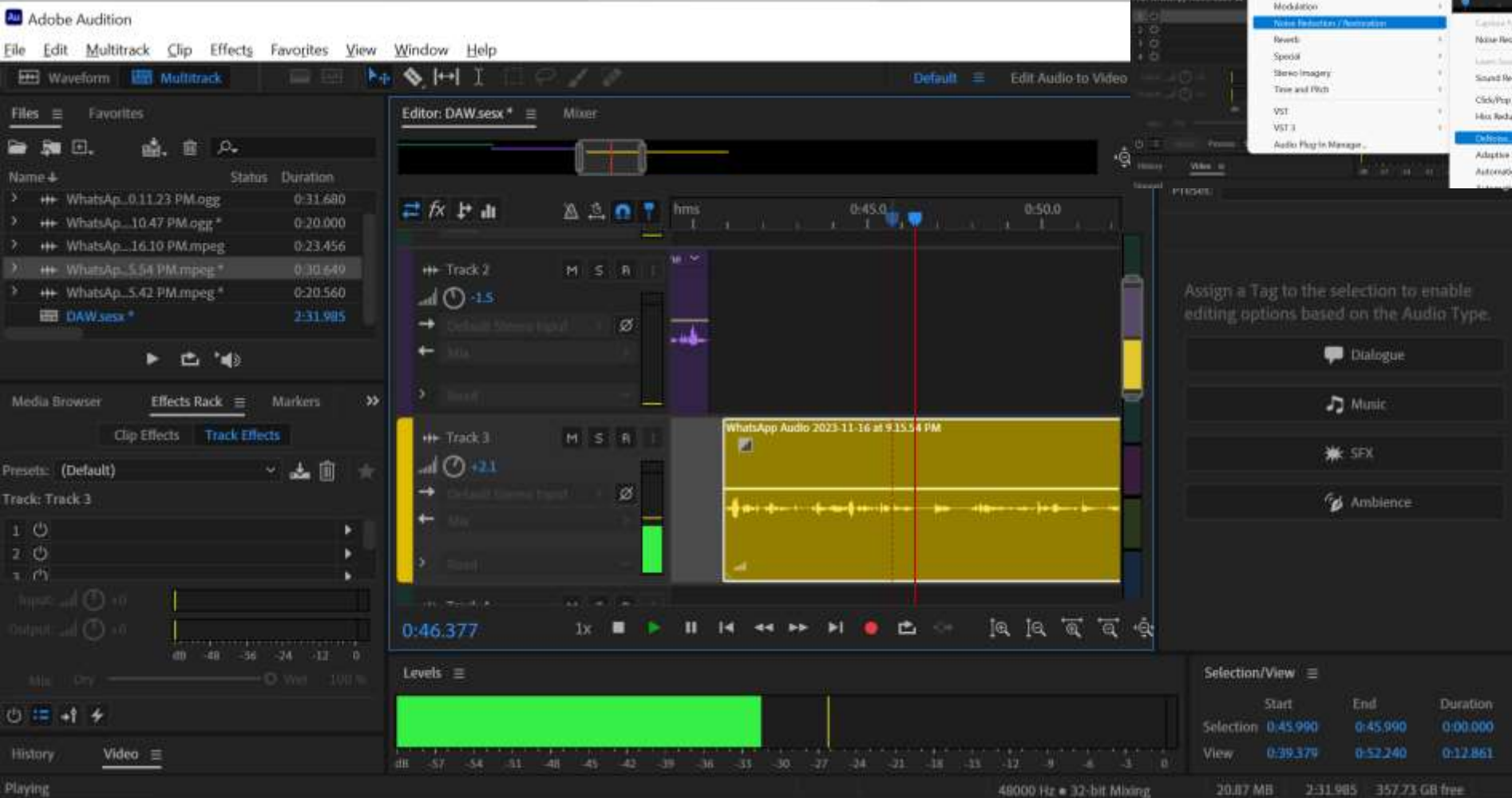


How I inserted to multitrack, right click on the audio wave then insert into multi then the name of my multitrack session name.

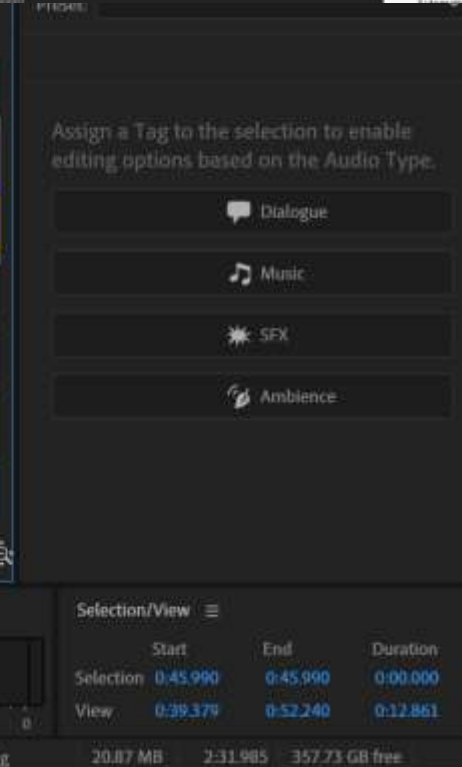
Once I finished cutting, I inserted the audios to multitrack, arranging them in order

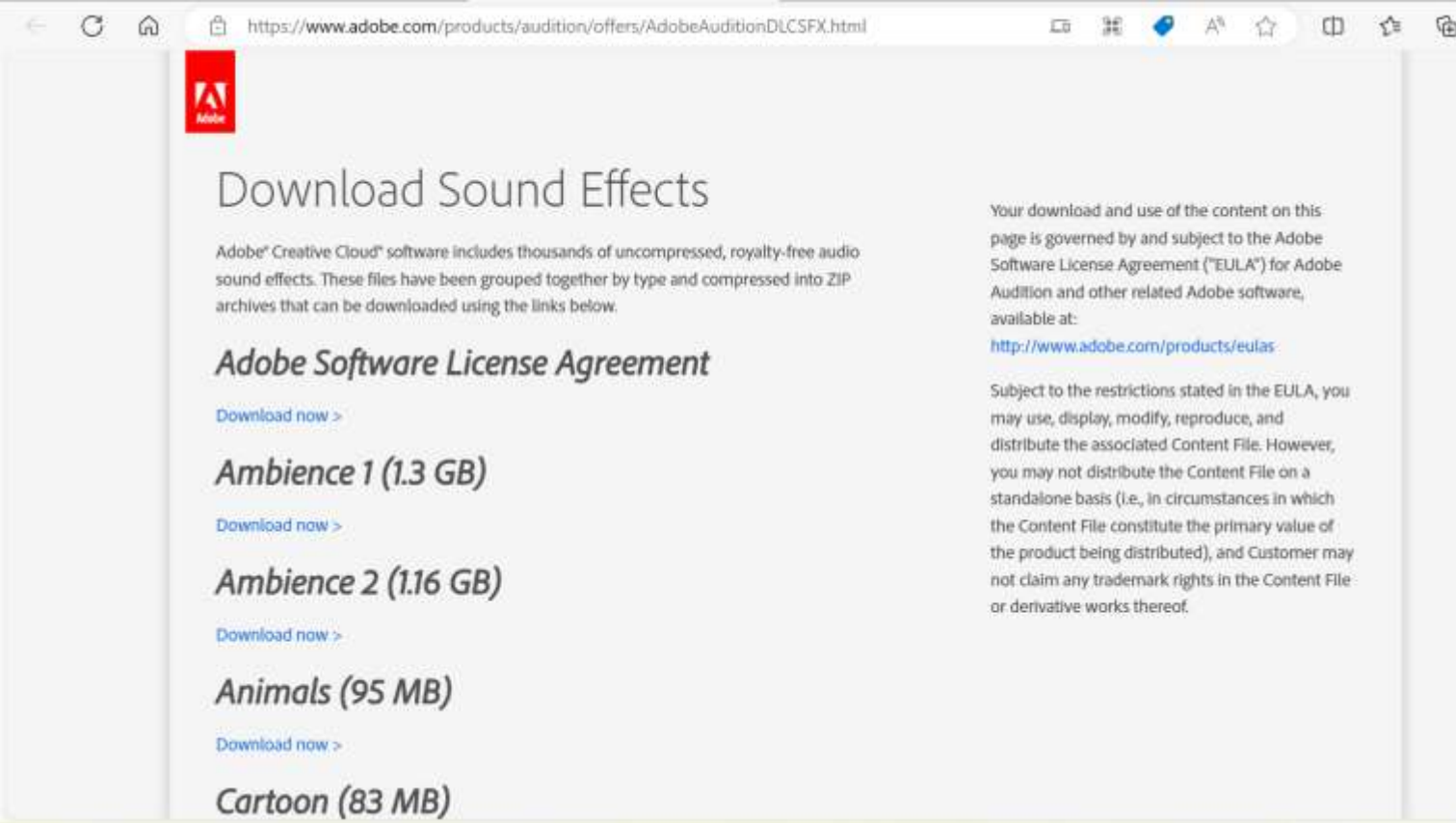


Then I played back the audios and adjusted the volume

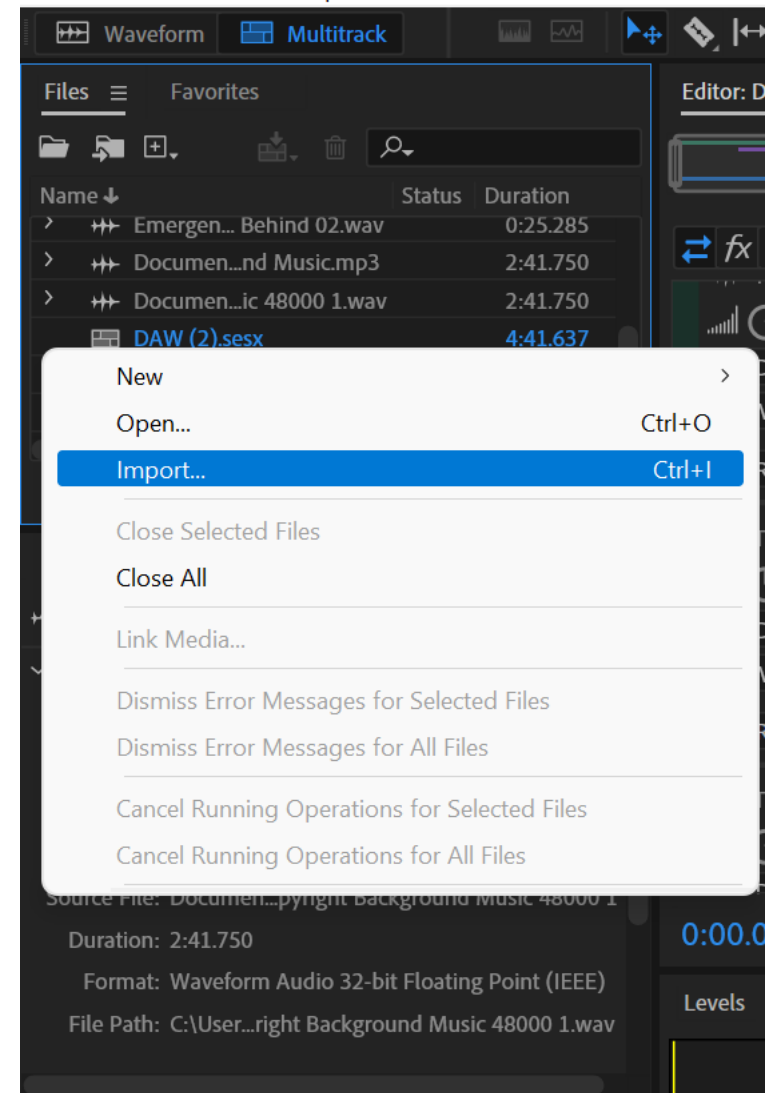


And added denoise to some audios because of the background noises

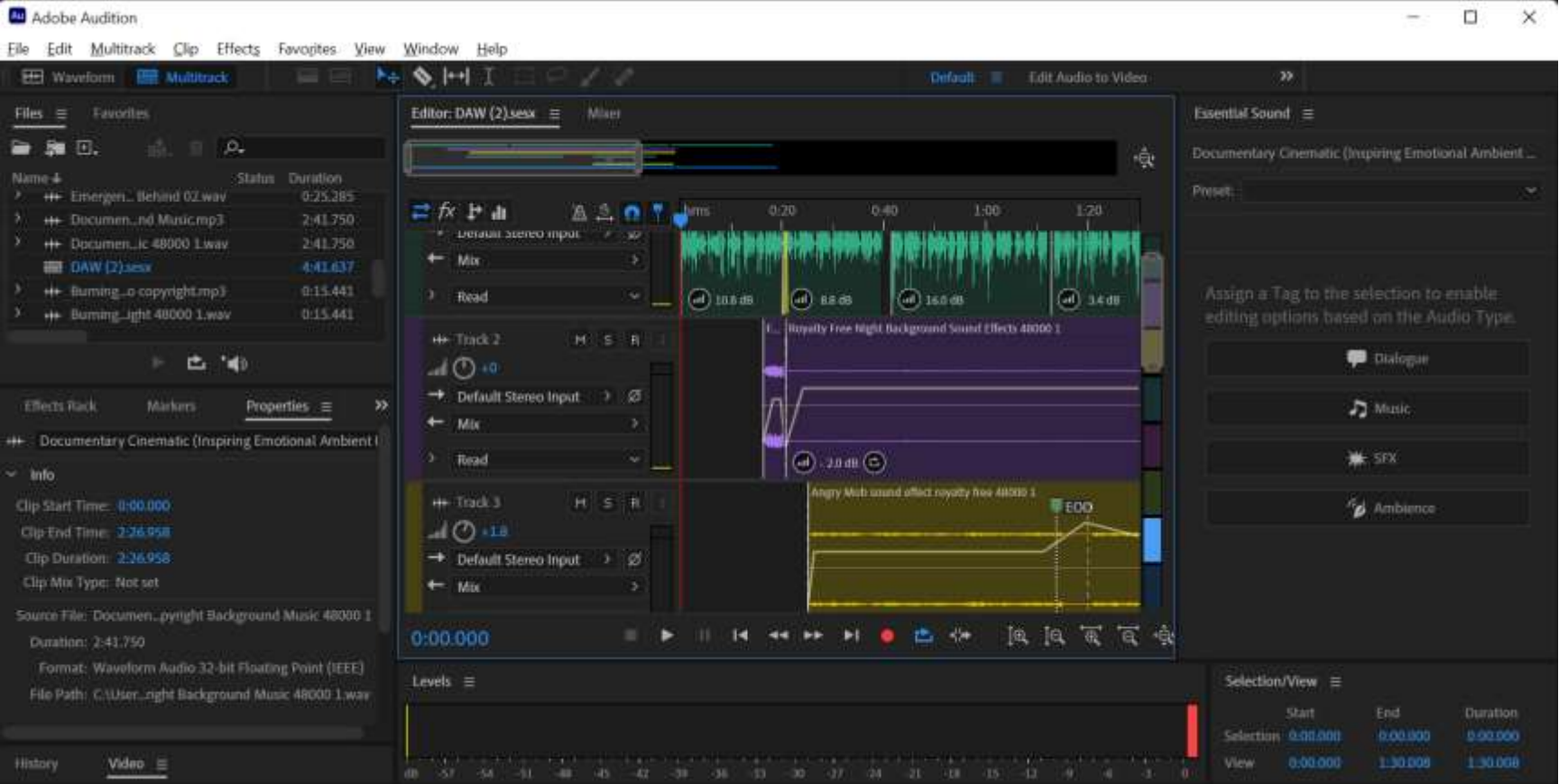




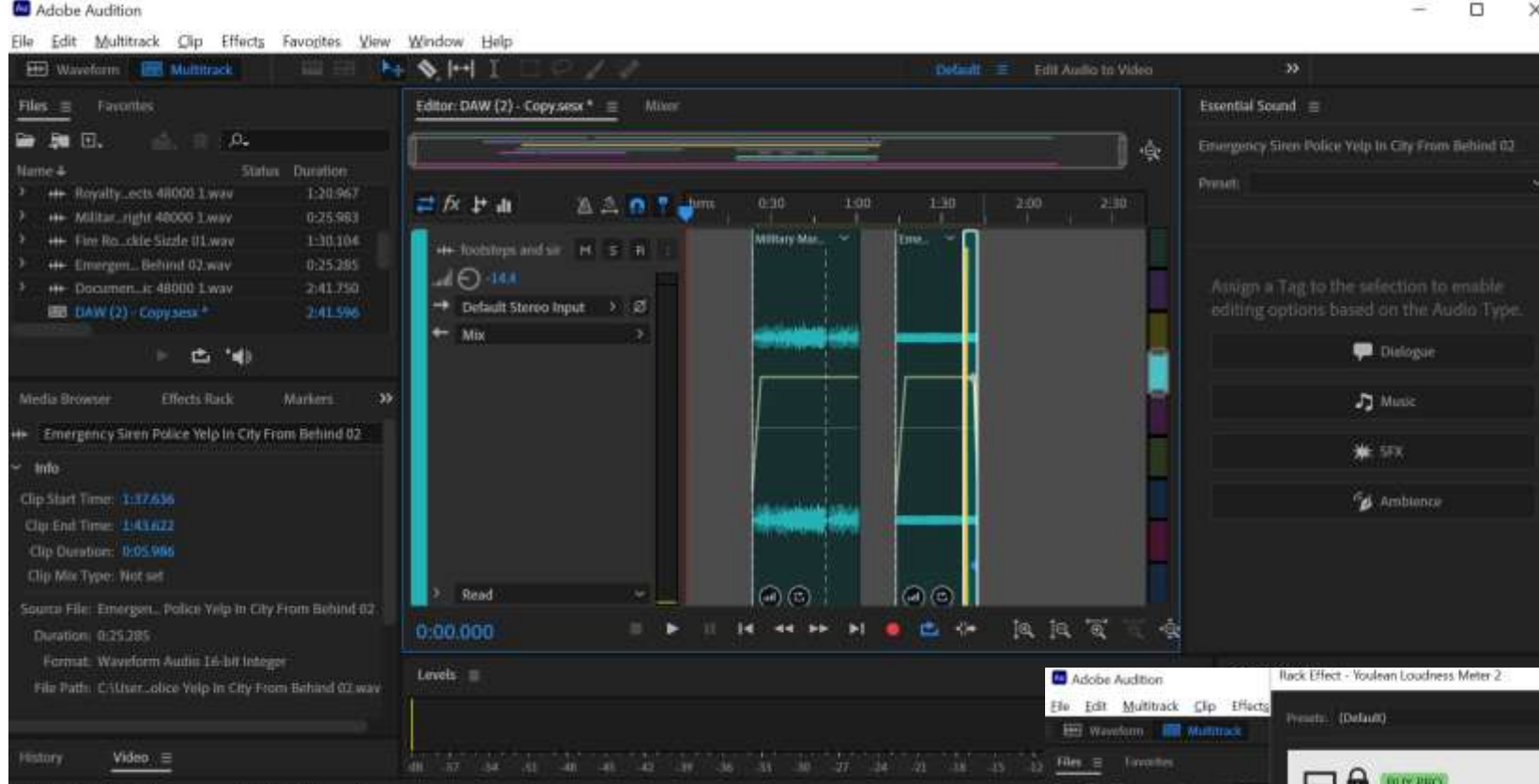
For sound effects I look for them through adobe's own library as well as youtube



Then imported them into the multitrack



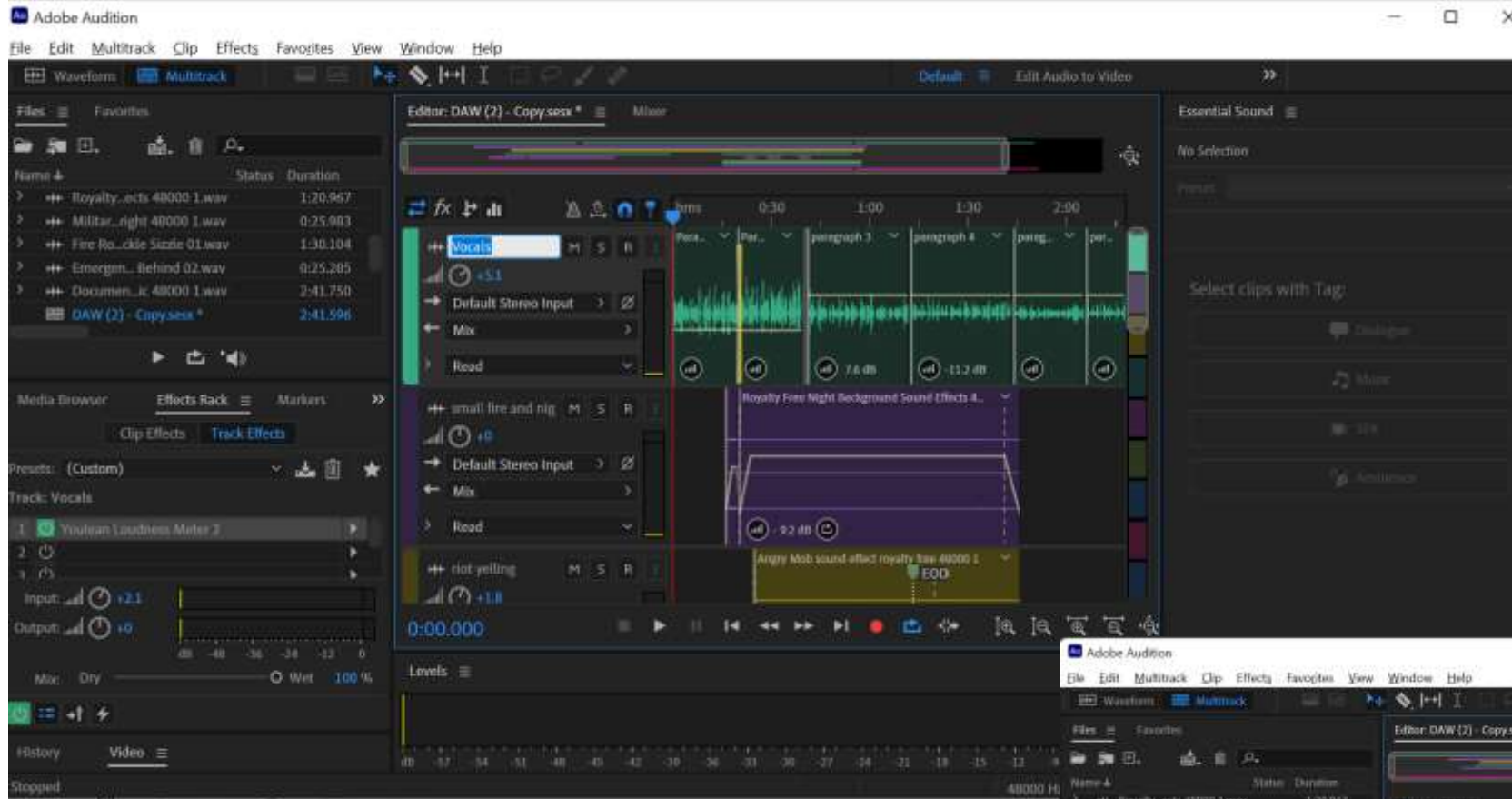
Inserted all the needed sound effects into the multitrack and made them fade in and out for better transition as well as adjusted the volume so that it won't over power the voices



For some audios I layered them due to the fact that there was some empty space when I looped the audio

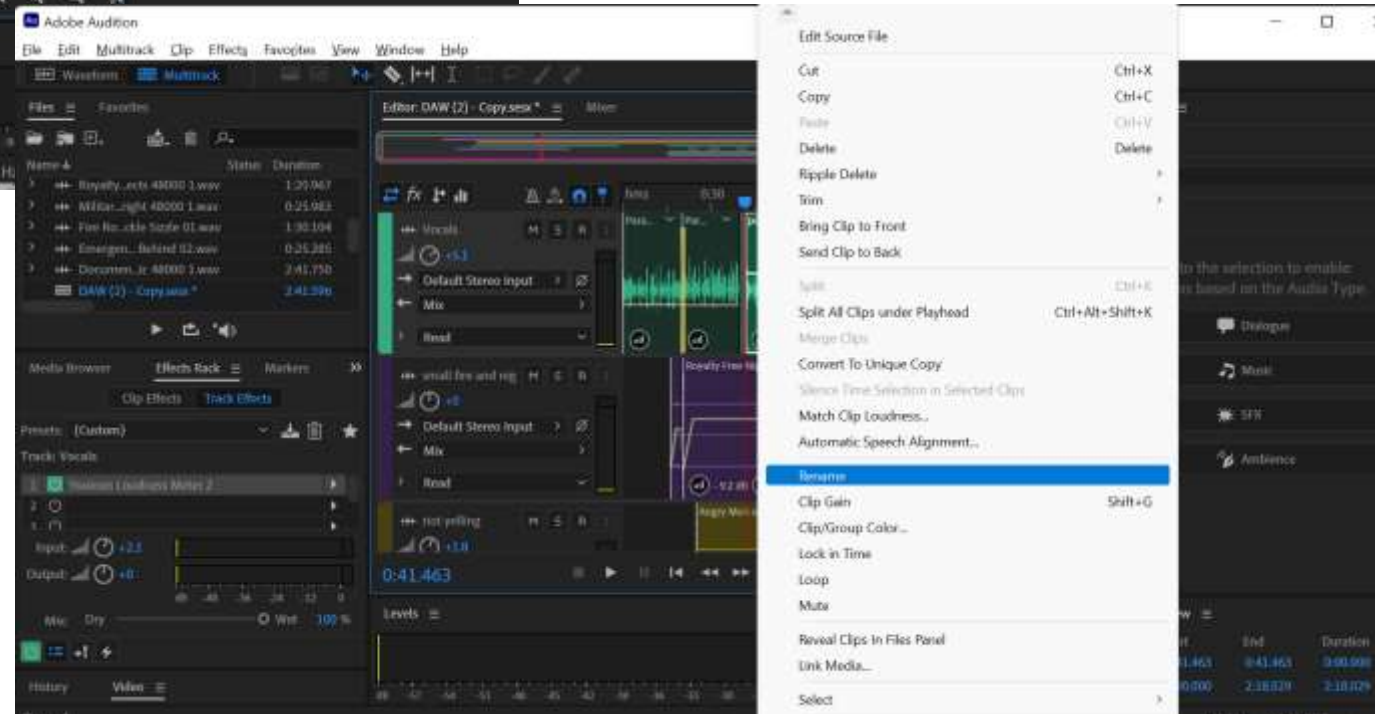
Tried using the youlean meter to adjust volume once again



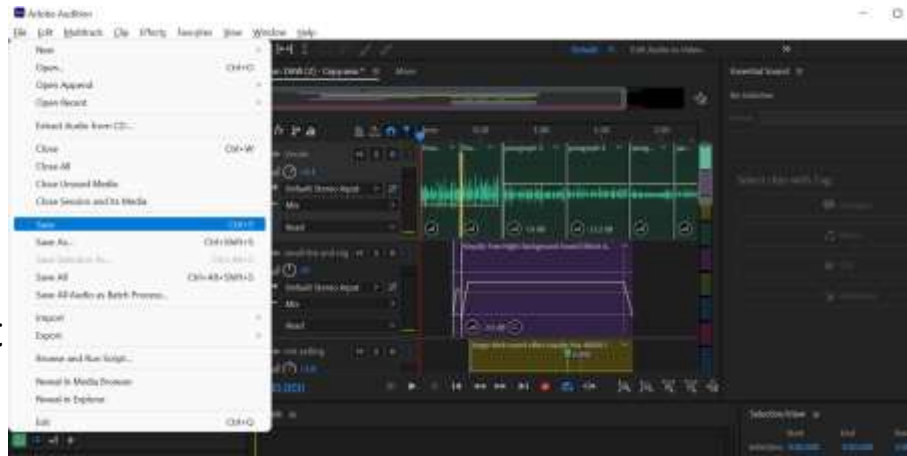


As well as the audio for the voices so I don't lose track in case they got messed up together

Rename the tracks to organize it better



Then saved the project



Equipment Used

- Rode Reporter
- Whatsapp Voice
- Adobe Audition
- Adobe Audition Sound effects: [Adobe Audition Sound Effects](#)
- <https://www.youtube.com/watch?v=PkEGboCqtqI>
- https://www.youtube.com/watch?v=JQlwfPtgE0Y&ab_channel=FriendlyFreeSounds
- https://www.youtube.com/watch?v=Eu2y4CjW7wc&ab_channel=NicksSound
- https://www.youtube.com/watch?v=GdwhlKKw0Lc&ab_channel=AbdullahNazim
- https://www.youtube.com/watch?v=LvolKZc77sc&ab_channel=MusicLab
- https://www.youtube.com/watch?v=iwmxiuRavh0&ab_channel=NoCopyrightBackgroundMusic
- https://www.youtube.com/watch?v=LLpWwgcJrNk&ab_channel=VelvetLofi
- https://www.youtube.com/watch?v=Jo_K2ZNHBi8&ab_channel=NoCopyrightBackgroundMusic
- https://www.youtube.com/watch?v=CoKgCnDXbyc&ab_channel=FreeMusicSounds
- Youlean loudness meter 2

Cue Sheet:

NO.	Time in	Time out	Title	Duration
1	0:16.246	0:20.712	Fire Roar Crackle Sizzle 01	1:30.104
2	0:20.561	1:46.863	Royalty Free Night Background Sound Effects	1:20.967
3	0:25.000	1:46.568(looped)	Angry Mob sound effect royalty free	0:55.124
4	0:23.646	1:01.791(looped)	Military Marching Sound Effects No Copyright	0:25.983
5	1:13.963	1:39.037	Emergency Siren Police Yelp In City From Behind 02	0:25.073
6	1:37.636	1:43.622	Emergency Siren Police Yelp In City From Behind 02(2 nd part)	0:05.986
7	1:18.851	1:21.893	banging on metal door Sound Effect (No Copyright)	0:03.041
8	1:31.313	1:34.355	banging on metal door Sound Effect (No Copyright)	0:03.041
9	1:13.958	1:45.787(looped)	Burning Fire with sound effects free to use no copyright	0:31.828

NO.	Time in	Time out	Title	Duration
7	0:20.000	0:28.568	car driving sound-high quality sound effects [copyright free]	0:08.568
8	0:28.693	0:37.261	car driving sound-high quality sound effects [copyright free] (2 nd)	0:08.568
9	0:33.929	0:42.497	car driving sound-high quality sound effects [copyright free](3 rd)	0:08.568
10	0:40.238	0:48.806	car driving sound-high quality sound effects [copyright free](4 th)	0:08.568
11	1:13.958	1:45.957	traffic jam -no copyright-sound effect 48000 1	0:31.998
12	0:00.000	0:20.597	No Copyright Background Music] Groovy Chill Hip Hop Stylish Guitar Advertising Beat Joy by Avanti	0:20.597
13	1:44.539	2:26.905	[No Copyright Background Music] Vlog Timelapse Video Chill Guitar Modern Beat Tomorrow by shandr	0:42.366
14	0:19.897	1:43.838	Documentary Cinematic (Inspiring Emotional Ambient	1:23.941

No.	Time in	Time out	Title	Duration
15	0:00.000	0:20.860	Paragraph 1	0:20.860
16	0:20.082	0:40.082	Paragraph 2	0:20.000
17	0:41.463	1:12.594	Paragraph 3	0:31.130
18	1:12.618	1:43.805	Paragraph 4	0:31.186
19	1:44.334	2:06.327	Paragraph 5	0:21.993
20	2:06.327	2:25.757	Paragraph 6	0:19.429
21	1:24.036	1:27.078	banging on metal door Sound Effect (No Copyright)(3 rd)	0:03.041