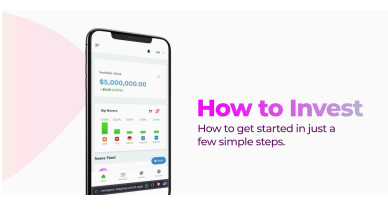

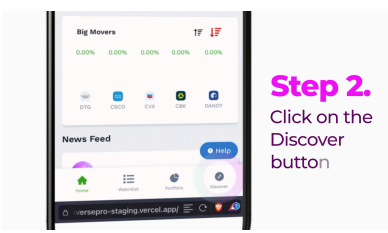
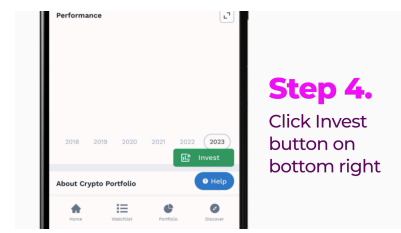
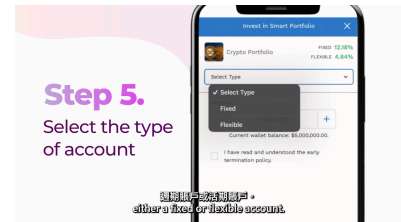
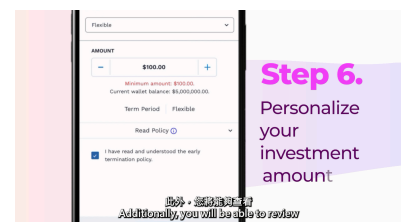

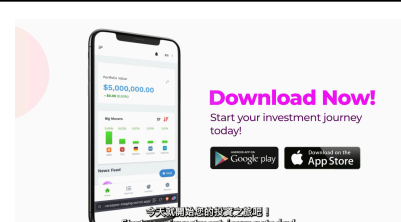


How to Get Started with X META Copy Fund?

Supers	Scene	Visual Reference
	Opening shots of the X METaverse PRO logo	
Are you thinking of investing in X META Copy Fund?		
Here's how to get started in just a few simple steps	Screen displaying X METaverse PRO mobile app homepage	
Step-1 Launch the app	The screen displays the app	
Step-2 Click on the Discover button	The screen displays the discover button	
Step-3 Select your preferred portfolio to invest in	The screen displays the smart portfolios	

Step-4 Click the invest button on the bottom right	The screen displays the investment button	 <p>Step 4. Click Invest button on bottom right</p>
Step-5 Select the type of account	The screen displays the types of accounts	 <p>Step 5. Select the type of account</p> <p>選擇固定或靈活帳戶 either a fixed or flexible account.</p>
Step-6 Adjust the investment amount based on your risk tolerance	The screen displays the amount section	 <p>Step 6. Personalize your investment amount</p> <p>此外，還將需要審閱 Additionally, you will be able to review</p>
Step-7 Click "Invest"	The screen displays the invest button	 <p>Step 7. Once entered the investment amount, click the "Invest" button</p> <p>點擊投資按鈕 click the "Invest" button.</p>
And you're all set!	Closing shot	 <p>Download Now! Start your investment journey today!</p> <p>立即下載！ Start your investment journey today!</p>
	Logo fades in	