

CASE STUDY - CREATIVE TECHNOLOGY

AI Prompt Library for Fast Content Prototyping



Built a structured AI prompt library and designed branching narrative flows to allow rapid content experimentation and prototyping in order to create interactive assets and content for clients.

Crystal Pappas

Senior Content Architect | Narrative Strategist

The Study

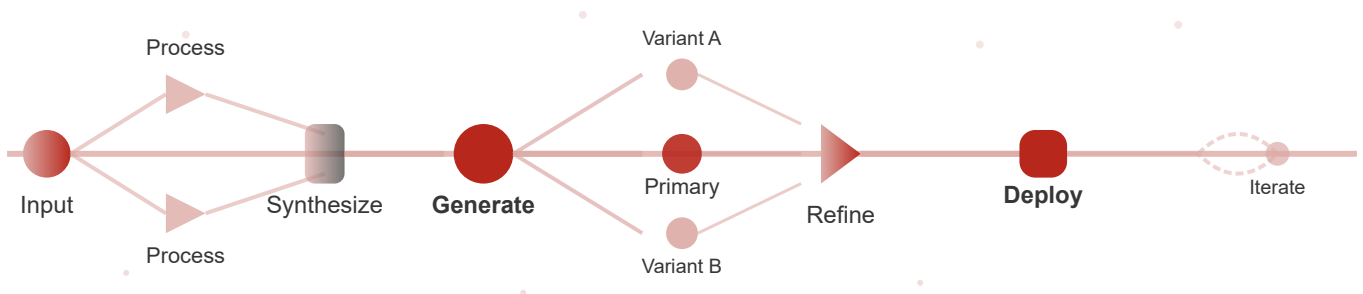
Enabling faster ideation and prototyping for a Creative Technology Studio

Project Type: AI Prompt Engineering & Branching Narrative Design

Duration: Initial build-out and rollout: 3 - 4 months (Phase 1), with ongoing refinements

Project Overview

This project was completed for a creative technology studio specializing in bridging technology, creative direction, and business strategy to deliver scalable, branded content. The goal was to build a modular AI prompt library and branching narrative logic to accelerate ideation and content experimentation across teams.



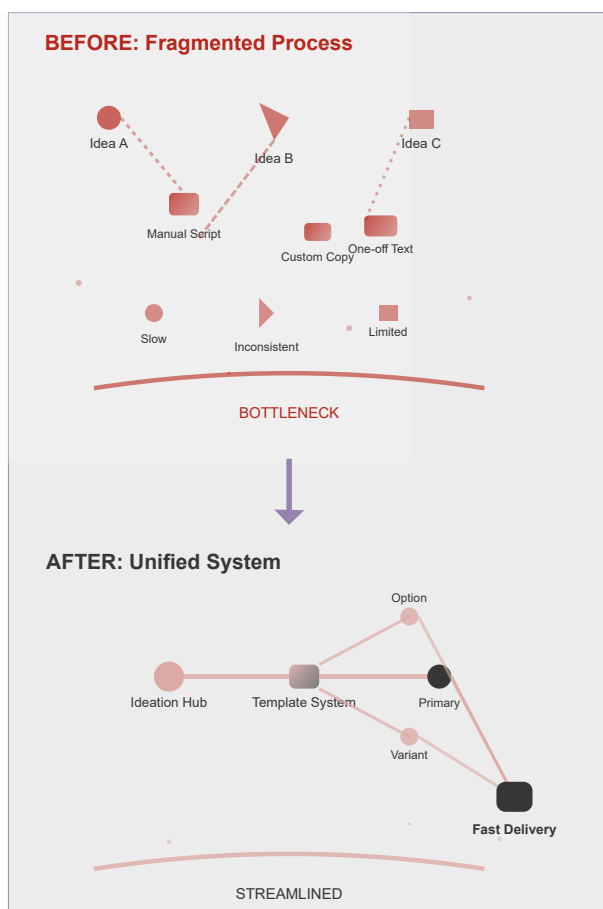
My Role

As Content Strategist and AI Systems Architect, I led the development of a comprehensive prompt library designed to eliminate content bottlenecks that were slowing prototype iterations. Working embedded with cross-functional teams, I conducted stakeholder research to identify reusable content patterns, then architected a scalable template framework with branching narrative logic. My responsibilities spanned system design, user-friendly documentation, team training, and rollout management — ultimately enabling non-content specialists to generate realistic prototype content independently and achieve same-day iteration cycles.

The Challenge

A creative technology company specializing in AI-driven asset creation and interactive commerce faced significant workflow bottlenecks in content prototyping. Cross-functional teams needed to rapidly iterate on conversational AI experiences, interactive marketing campaigns, and dynamic user flows, but custom content creation for each prototype was limiting experimentation speed and development velocity. Without reusable, high-quality content

frameworks, teams defaulted to placeholder copy that couldn't validate actual user experiences or demonstrate true interactive potential to stakeholders.



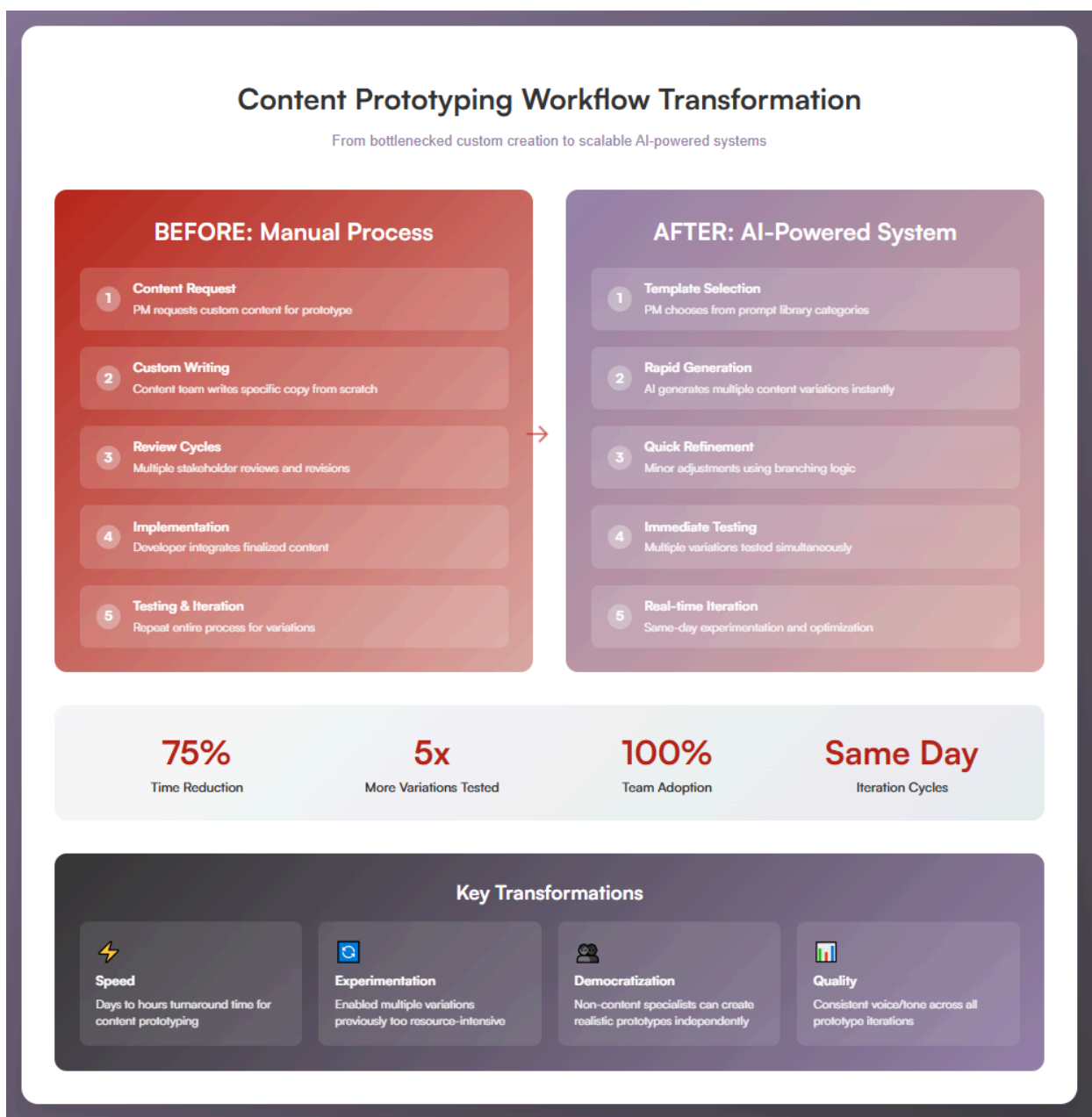
Processes: Before & After

KEY PAIN POINTS

- Inconsistent ideation methods across teams
- Manual prototype scripting for each iteration
- Slow content cycles (days vs hours)
- Uneven quality in prototype deliverables
- Limited creative agility for client needs

Approach & Solution

Developed a comprehensive prompt library organized by use case, featuring plug-and-play templates for product guidance, conversational flows, and user onboarding experiences. Created visual flowchart tools and branching logic documentation that enabled non-technical stakeholders to design complex interactive narratives without coding knowledge. Built training materials and simple use case examples that democratized AI content creation across the organization.



Process Transformation

Creative Technology Case Study

<https://crystalpappas.journoportfolio.com/>

My Approach

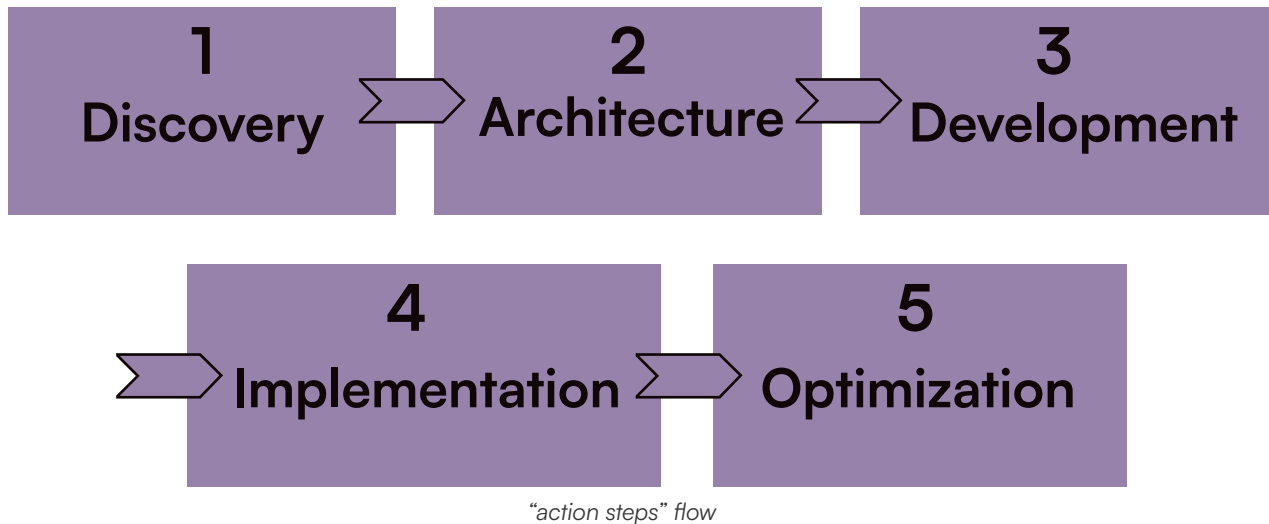
This transformation required both technical innovation and organizational change management. Rather than simply building tools, I focused on creating a comprehensive ecosystem that would fundamentally shift how team members approached content creation: moving from reactive, manual processes to proactive, AI-enhanced workflows that maintained creative quality while dramatically increasing speed and experimentation capacity.

Core Methodologies

- Modular Systems Thinking: Designed reusable, interconnected components that could adapt to diverse use cases while maintaining consistency across all implementations.
- Human-Centered AI Integration: Prioritized user experience and adoption by creating intuitive interfaces that empowered non-technical stakeholders to leverage AI capabilities independently.
- Collaborative Process Design: Embedded directly with cross-functional teams to understand real workflow pain points and design solutions that enhanced rather than disrupted existing creative processes.
- Iterative Validation & Refinement: Built feedback loops and testing protocols to ensure continuous improvement and sustained adoption across the organization.

The Process

My implementation followed a systematic five-phase approach, balancing technical innovation with organizational change management to ensure sustainable adoption and measurable impact.



Discovery & Stakeholder Research

I began by conducting in-depth interviews with the core team — designers, developers, and creative leads — to map existing content creation workflows and identify specific pain points. Through collaborative sessions, I documented how different roles approached prototyping, what types of content they needed most frequently, and where bottlenecks consistently occurred. This research revealed that the team was spending 60-70% of prototype development time on content creation rather than interaction design and user experience validation.

Key Activities

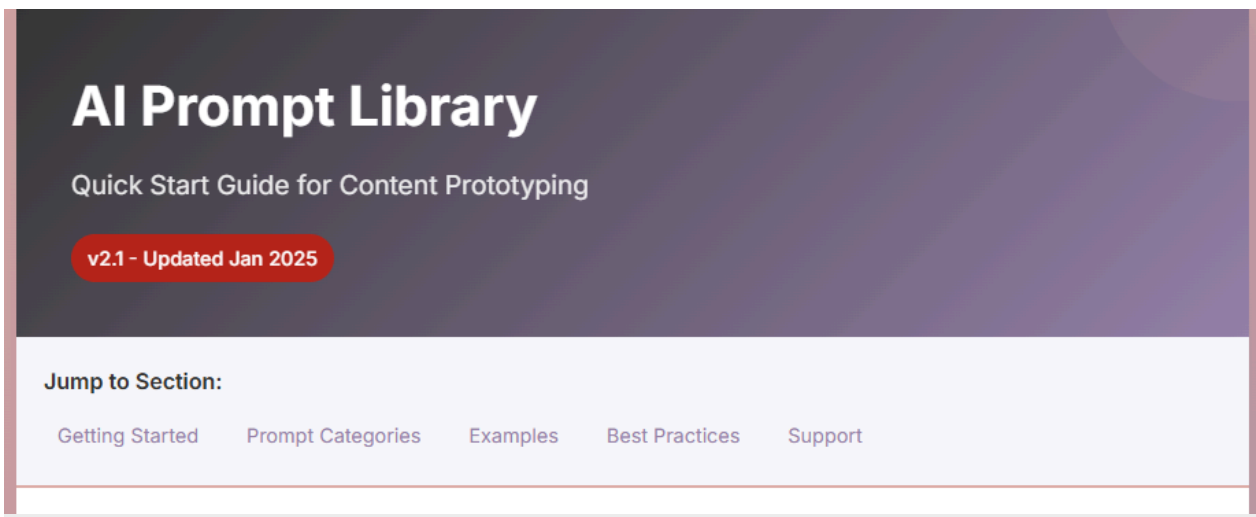
- Stakeholder interviews and workflow mapping sessions with core team members
- Content audit of existing prototypes to identify reusable patterns
- Time-tracking analysis to quantify bottlenecks and inefficiencies
- Competitive analysis of AI content tools and prompt engineering best practices

System Architecture & Framework Design

Based on research insights, I architected a modular prompt library organized by content type and use case rather than individual project. This taxonomic approach ensured maximum reusability across diverse client needs while maintaining consistent voice and quality standards. I designed the system with branching logic capabilities, allowing team members to create complex, multi-path interactive narratives without requiring technical implementation knowledge.

Key Activities

- Developed content taxonomy and organizational structure for scalability
- Created branching narrative logic framework for interactive experiences
- Designed user interface structure for intuitive template selection and customization
- Established quality guidelines and consistency standards across all content categories



example of Architecture, from Training Doc sample

Creative Technology Case Study

<https://crystalpappas.journoportfolio.com/>

Template Development & Content Engineering

I created comprehensive prompt templates across six core categories: product guidance, conversational AI flows, user onboarding sequences, interactive elements, error handling, and feature learning experiences. Each template included variable placeholders, tone customization options, and branching logic indicators. The templates were designed to generate high-quality, contextually appropriate content while allowing for easy customization based on specific project requirements.

Key Activities

- Built 50+ prompt templates with variable customization options
- Developed branching logic documentation for complex interactive scenarios
- Created quick-start guides and template selection flowcharts
- Established version control and template update protocols

Template Example

Product Guidance Template

```
Create a helpful product recommendation for [USER_TYPE] who is interested in [PRODUCT_CATEGORY]. Context: [USER_CONTEXT] Goal: [USER_PRIMARY_GOAL] Tone: [BRAND_TONE - friendly/professional/casual] Include: - Brief product overview - 2-3 key benefits relevant to their goal - Next step recommendation Keep response under [WORD_LIMIT] words.
```

Branching Logic Example

```
IF user selects "Compare Products" → Use Product Comparison Template → THEN show side-by-side features IF user selects "Get Recommendation" → Use Personalized Recommendation Template → THEN ask qualifying questions IF user selects "Learn More" → Use Educational Content Template → THEN provide detailed information
```

example of templates created, from Training Doc sample

Templates included inline guidance and contextual cues to help non-technical users apply them correctly.

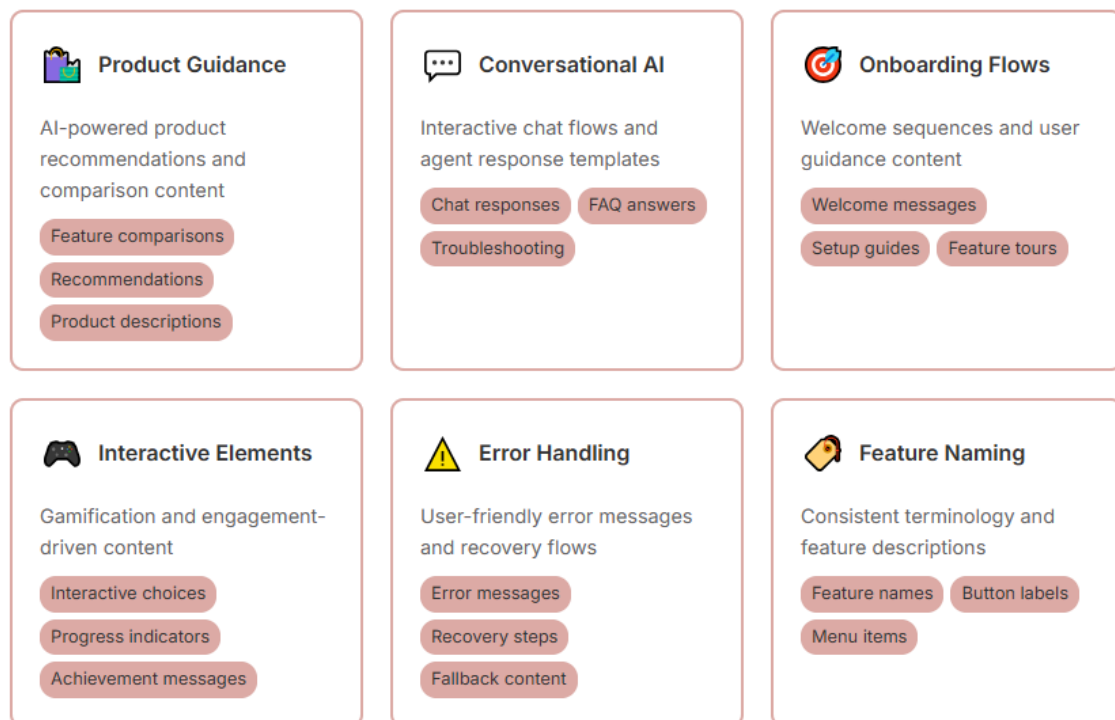
Creative Technology Case Study

<https://crystalpappas.journoportfolio.com/>

Our template engineering enabled team members to generate brand-appropriate content while maintaining creative flexibility. The modular structure allowed for quick customization without sacrificing quality or voice consistency.

This template structure proved immediately actionable — team members could select, customize, and deploy content within minutes rather than hours...fundamentally changing how quickly they could iterate on interactive prototypes.

Prompt Categories



Prompt Categories

This comprehensive taxonomy emerged from analyzing hundreds of prototype requirements across client projects. By organizing prompts around user intent rather than content type, team members could intuitively navigate to the right starting point regardless of their technical background or project complexity.

Implementation & Training Strategy

Rather than launching studio-wide immediately, I piloted the system with a small team to gather feedback and refine the user experience. I created comprehensive training materials including visual guides, hands-on sessions, and peer support. The training focused on empowering team members who weren't content specialists to create realistic prototype content independently while maintaining quality and brand consistency.

Key Activities

- Conducted pilot program with iterative feedback collection
- Developed comprehensive training documentation and visual guides
- Established peer support system to facilitate ongoing adoption
- Led hands-on training sessions demonstrating template selection and customization

Getting Started

1

Choose Your Category

Browse prompt categories below to find templates that match your prototyping needs

2

Customize Variables

Replace [bracketed variables] with your specific product details and context

3

Generate & Iterate

Run prompts through AI tools, then refine using branching logic flowcharts

excerpt from Training Documentation sample

Quality Assurance & Optimization

I implemented systematic quality review processes and feedback loops to ensure consistent output quality and continuous system improvement. This included establishing content review workflows, creating measurement frameworks for assessing prototype effectiveness, and building mechanisms for template updates on emerging use cases and client feedback.

Key Activities

- Established quality review processes and approval workflows
- Created feedback collection mechanisms for continuous improvement
- Developed metrics tracking for adoption rates and prototype effectiveness
- Built template update and versioning protocols for ongoing optimization



Best Practices

- ✦ **Be specific with variables:** Use descriptive bracket names like [PRODUCT_NAME] instead of [X]
- ✦ **Test multiple variations:** Generate 3-5 versions to find the best fit for your prototype
- ✦ **Consider user context:** Always include relevant user information in your prompts
- ✦ **Keep templates flexible:** Build prompts that work across different products/scenarios
- ✦ **Document successful prompts:** Add working prompts back to the library for team use
- ✦ **Use branching logic:** Plan content flows before generating individual pieces

excerpt from Training Documentation sample

Results & Impact

The prompt library and interactive narrative system transformed the company's prototyping capabilities, reducing content creation time from days to hours and enabling same-day iteration cycles. Product managers and business stakeholders saw the greatest impact, with immediate adoption across team members and enthusiastic feedback about time savings and prototype realism.

Key Business Outcomes



Speed

75% time reduction in content creation cycles




Experimentation

5x more prototype variations tested per project




Democratization

100% team adoption across all roles and skill levels




Quality

Consistent voice/tone across all prototype iterations



Client Agility

Same-day iteration response to stakeholder feedback



Resource Efficiency

Content specialists freed to focus on strategic creative work

Long-term Impact: The enhanced prototyping capabilities fundamentally elevated the studio's competitive positioning, enabling rapid response to complex client requirements and opening opportunities for more ambitious, iterative project engagements. This systematic approach to content creation established a scalable foundation for future AI-enhanced workflows across all creative processes.

Reflection & Key Takeaways

Beyond the immediate workflow improvements, this project revealed important principles about successful AI adoption in creative environments and the critical role of human-centered design in technology implementation.

User-Centered Systems Design

This project reinforced the importance of user-centered design in content systems: successful frameworks require clear objectives paired with intuitive, structured formats that enable independent use. I learned that truly reusable prompts need built-in flexibility while maintaining clarity, allowing users to adapt templates to specific contexts without losing effectiveness.

AI as Creative Multiplier

Working on this system clarified AI's role as a creative multiplier rather than a creative source. I discovered that AI's strength lies in rapid iteration and variation generation, which allows creative professionals to explore more possibilities and refine concepts faster. The technology doesn't generate the creative vision — it accelerates the path from concept to testable prototype.

Methodology Evolution

Future implementation would benefit from even more granular user testing during the template development phase. While the pilot program was successful, involving end users in the actual prompt crafting process leads to more intuitive and adoptable templates. I'd also implement more robust feedback loops from day one to capture emerging use cases faster.

Professional Development

This project revealed my aptitude for translating complex user needs into systematic, scalable solutions. I discovered a natural ability to engineer prompts that balance specificity with flexibility: resulting in templates detailed enough to generate quality content, yet adaptable enough to serve diverse creative contexts. This experience reinforced my strength in bridging technical capabilities with human-centered design principles.

Strategic Insights

- AI Integration Success Factor: The most successful AI implementations focus on augmenting rather than replacing human creativity — team members adopted the system because it enhanced their creative process rather than constraining it.
- Change Management in Creative Environments: Technical solutions require cultural buy-in; early pilot programs and peer advocates prove more effective than top-down mandates for driving adoption.
- Scalable Systems Design: Building for modularity from day one enabled rapid expansion to new use cases, demonstrating that initial extra planning pays exponential dividends.

Let's Connect

Senior Content Architect and Strategist focused on clarity, systems efficiency, and sustainable growth. I bring a strategic, user-centered approach to architecting complex information systems and transforming enterprise documentation. I specialize in the intersection of Content Governance and Product Design to drive measurable business impact.

Contact Details:

Email -- crystalpappas.portfolio@mail.com

LinkedIn -- <https://www.linkedin.com/in/crystalpappas/>

Behance -- <https://www.behance.net/crystalcreates>

Journo -- <https://crystalpappas.journoportfolio.com/>

