

# **Beginner Language Course**

## **Translation to Any Language: Restaurant**

### **Grades 6-12**

### **CONTEXT**

This lesson teaches how to order food at a restaurant as part of a 28-lesson, 2-year beginner language class. Our client wished to use the website Mondly for the student self-study curriculum, so I designed an instructor-led course utilizing the Mondly curriculum. Each lesson contains slides, a lesson plan, and homework assignments, including the target vocabulary from the Mondly lessons translated into English. These lessons were used to teach Arabic, French, Spanish, German, Mandarin, and Japanese to middle school and high school students.

# Lesson Plan

**Objectives:** Ordering food at a restaurant: “I would like” form and countable/noncountable nouns.

In English, we can say “some cake” or “a slice of cake.” This lesson plan uses the more general language (e.g. “some cake,” “some soup”) to focus on the lesson’s main goal. Every language is different, but please consider that high school students can only learn 12 words or basic concepts per class.

If you need an extension, you could ask your student what foods they like to order at a restaurant and teach those specific terms. Alternatively, you can discuss the cultural aspect of eating at a restaurant or famous foods from your culture. Lastly, reviews of previous topics or introducing important topics to your culture/language are welcome.

**Program general notes:** Different classes may have a different lesson order due to scheduled class dates. Please adjust the review portion to review your previous class.

Students have very little experience with the language. Remember, our primary goal is for students to have fun and want to study more in the future.

Note that this curriculum is designed to be used by teachers of any language, so no written support is provided. We encourage you to make a copy and translate these slides into your language and begin write the appropriate vocabulary on each slide. It is not necessary to use this presentation. You may use your own resources to teach the same concepts.

This curriculum is designed to be used for both private lessons and groups of up to 10 students. Larger classes will not finish everything. Private lessons should have enough extensions for the average student to complete a 45 minute lesson.

For practice sections, use the 4 Berlitz questions: yes, no, or, and key. Use gestures to communicate your questions more clearly. i.e. The slide is a picture of “Good morning.”

Yes: Is it Good morning?

No: Is it Good night?

Or: Is it Good morning or good night?

Key: What is it?

### **Review:**

Slide 2: **Review:** Airport 1 & 2

Person 1: Excuse me. Could you help me, please?

Person 2: Yes?

Person 1: Where is the ticketing area?

Person 2: It's to the left.

Slide 3: (Your choice or skip)

**Goal:** Slide 4: Ordering food at a restaurant.

### **Ordering food at a restaurant:**

Slide 5: **Present/review:** A salad (taught in level 1 last year)

Slide 6: **Present & Practice:** Soup, some soup

*Practice example: Is it a soup or some soup?*

Slide 7: **Present & Practice:** Grilled vegetables, some grilled vegetables.

Slide 8: **Practice:** some soup, some grilled vegetables, a salad

Slide 9: **Review:** Please

Slide 10: **Present:** I would like

Slide 11: **Practice:** I would like a salad, please.

*Practice example: This is a salad or I would like a salad?*

Slide 12: **Practice:** I would like some soup, please.

Slide 13: **Present:** What would you like?

Slide 14: **Practice:**

A: What would you like?

B: I would like some grilled vegetables, please.

Slide 15: **Practice:** What would you like?

(Encourage students to give a free answer.)

Slide 16: **Present:** to drink

Slide 17: **Practice:** What would you like to drink?

Slide 18: **Review:** coffee, water, milk, orange juice (taught in level 1 last year)

Slide 19: **Practice:**

A: What would you like to drink?

B: I would like some water, please.

Slide 20: **Practice:**

A: What would you like to drink?

B: I would like some orange juice, please.

Slide 21: **Present:** desserts

Slide 22: **Present & Practice:** ice cream, some ice cream

Slide 23: **Present:** cake, some cake

Slide 24: **Present:** Would you like any desserts?

Slide 25: **Practice:**

A: Would you like any desserts?

B: Yes, I would like some ice cream, please.

Slide 26: **Practice:**

A: Would you like any desserts?

B: Yes, I would like some cake, please.

Slide 27: **Practice:**

A: Would you like any desserts?

B: No, thank you.

Slide 28: **Performance:**

A: What would you like?

B: I would like....

NOTE: Please allow students to do both roles (both the question and the answer)


### **Extension Activity:**

Ask your student(s) what foods they like to order at a restaurant and teach those specific terms. Alternatively, discuss the cultural aspect of eating at a restaurant or popular foods from your culture. Lastly, reviews of previous topics or introducing new topics important to your culture or language are welcome.



**RESTAURANT**

A:




B:




?

A:



B:




































?

















?




?















?



?



?





