

Hey Jason,

So, you've landed in Japan. You're buzzing with excitement, ready to dive into the neon lights, ancient temples, delicious ramen and—oh wait.

You have no internet.

No Maps. No translator. No way to upload your food onto social media. Just you, standing in a busy station, pretending you totally know where you're going.


Not great.


But here's the good news:


But with the Journey Japan eSIM, you can avoid that entire nightmare. Here's how to make sure you're actually connected when you touch down:

- 1 Check your phone's compatibility. Double-check [here](#).
- 2 Scan the QR code sent within a few minutes.
- 3 Boom. Internet – You're now free to roam Japan without looking like a lost puppy.

Why this is better than pocket Wi-Fi:

 **Works everywhere in Japan**—whether you're lost in Tokyo or hiking in the countryside.

 **High-speed data**—so you can actually stream, scroll, and stay connected to family and friends.

 **No hidden fees.** No deposits. No “whoops, I left my Wi-Fi device at the hotel.”

So, before you forget, easily set up your eSIM [here](#).

What's coming to your inbox?

Essential Japan Travel Tips - From hidden gems to how to speed-run your way through the airport.

How To Get The Most Out of Your eSIM - Pro tips to keep you connected.

And if you need any help, we have 24/7 customer service ready to assist you.

Get Your eSIM [Now](#)

Safe travels,

Chris & the Journey Japan eSIM Team

