



New England Patriots Gridiron Grades 2025 Offseason Guide

Sign Up for the Gridiron Grades Google Sheets Database to follow the offseason:

<https://forms.gle/h8ck1uTBqzzS4mb8>

Intro to Gridiron Grades

We are currently working to create a community-focused website designed for football enthusiasts called Gridiron Grades!

The website will look to provide a platform for users to create, share, and view NFL player ratings, scouting reports, and NFL Draft prospect rankings.

Currently the Gridiron Grades website is in the development process, but we are expecting to have the site launched and available for users to access soon!

Here is a summary of the websites five main features:

Rate Your Favorite Team The rate your favorite team feature allows users to give their very own quick hitting analysis of their favorite team for every game as they will be asked to provide ratings on a scale of 1-10 on every player's performance from that week. Didn't watch the game closely enough to rate every offensive and defensive player? No worries! Users will not only have a "Mark Unsure" option but will also be given a filter option to select which side of the ball or position groups they would like to rate that week.

Player Ratings The player ratings feature gives users the opportunity to provide their own personal ratings for players all across the NFL as well as NFL Draft prospects.

Scouting Reports Users can create and publish their very own detailed scouting reports for NFL Draft prospects and NFL players from all 32 teams. Users can choose from templates from the Scouting Academy, PFF, SIS Sports, or create their own. The user will grade the player on many different aspects of their position. This can include anything from a quarterback's pocket awareness to a safety's awareness in zone coverage.

Draft Board Users can create their very own NFL Draft big board and position rankings as well as view the community rankings with this feature.

Community Community aggregated ratings will be created using submissions from all users that will be accessible in the community feature. Users will also be able to access the work of paid contributors on the community feature as they will be able to select up to 15 of their favorite contributors to show up on this page where they will be able to quickly access their scouting reports.

To stay up to date on when the website will be available sign up for Gridiron Grades Google Sheet Database which will also keep you up to date on free agency rumors, mock drafts, and provide background information on teams and players around the league.

<https://forms.gle/h8ck1uTBqnzzS4mb8>

Read more about the Gridiron Grades Google Sheet Database at the end of this offseason guide!


Quarterbacks

Salary Breakdown


| Player | DOB (Age For 2025 Season) | Draft | 2025 | 2026 | 2027 | 2028+ |
|-----------------|---------------------------|---------------|-------------|--------------|--------------|------------------------------------|
| Jacoby Brissett | 12/11/1992 (33) | 2016 NE 3.91 | UFA | | | |
| Drake Maye | 8/30/2002 (23) | 2024 NE 1.3 | 8.3 30.0 | 10.0 21.7 | 11.7 11.7 | 2028: 5th Year Option 2029: UFA |
| Joe Milton III | 3/6/2000 (25) | 2024 NE 6.193 | 1.0 137K | 1.1 92K | 1.2 46K | 2028: UFA |

Statistical Breakdown

Drake Maye 2024 Stats



Jacoby Brissett 2024 Stats



Scouting Reports

| | | | |
|-------------------|------------------------------|-------------------------|----------------------------|
| Drake Maye | <u>Draft:</u> 2024 NE 1.3 | <u>FA Year:</u> 2029 | <u>2025 Salary:</u> 8.3 |
|-------------------|------------------------------|-------------------------|----------------------------|

2-Year Statistical Profile

| Year | EPA/Play | Success Rate | CPOE | PFF Gr |
|------|---------------|---------------|-------------|--------------|
| 2023 | | | | |
| 2024 | -.007 - 29/45 | 47.5% - 18/45 | 2.8 - 13/45 | 70.1 - 29/44 |

PFF Passing Stats

| Year | Pass Yds | Pass TDs | INT | ADJ % | ADOT |
|------|---------------|-------------|-------------|--------------|--------------|
| 2023 | | | | | |
| 2024 | 2,276 - 24/44 | 15 - T23/44 | 10 - T28/44 | 74.6 - 25/44 | 7.4 - T33/44 |

| Year | BTT | BTT % | TWP | TWP % |
|------|-------------|--------------|-------------|-------------|
| 2023 | | | | |
| 2024 | 14 - T24/44 | 3.7 - T22/44 | 16 - T30/44 | 3.5 - 29/44 |

PFF Pressure Stats

| Year | Under Pr. PFF Gr | P2S % |
|------|------------------|---------------|
| 2023 | | |
| 2024 | 51.9 - 25/44 | 21.5 - T28/44 |

Rushing Stats

| Year | Rush Yds | Rush TDs |
|------|----------|----------|
| 2023 | | |
| 2024 | 421 - 9 | 2 - T13 |

| | | | |
|------------------------|-------------------------------|-------------------------|----------------------------|
| Jacoby Brissett | <u>Draft:</u> 2016 NE 3.91 | <u>FA Year:</u> 2025 | <u>2025 Salary:</u> UFA |
|------------------------|-------------------------------|-------------------------|----------------------------|

2-Year Statistical Profile

| Year | EPA/Play | Success Rate | CPOE | PFF Gr |
|------|----------------|---------------|--------------|--------------|
| 2023 | | | | |
| 2024 | - .157 - 41/45 | 41.6% - 39/45 | -2.9 - 39/45 | 59.1 - 40/44 |

PFF Passing Stats

| Year | Pass Yds | Pass TDs | INT | ADJ % | ADOT |
|------|-------------|-----------|-----------|--------------|--------------|
| 2023 | | | | | |
| 2024 | 826 - 44/44 | 2 - 44/44 | 1 - T1/44 | 70.6 - 40/44 | 7.3 - T35/44 |

| Year | BTT | BTT % | TWP | TWP % |
|------|------------|--------------|-----------|--------------|
| 2023 | | | | |
| 2024 | 5 - T42/44 | 2.9 - T34/44 | 6 - T2/44 | 3.0 - T24/44 |

PFF Pressure Stats

| Year | Under Pr. PFF Gr | P2S % |
|------|------------------|--------------|
| 2023 | | |
| 2024 | 54.4 - 20/44 | 22.0 - 31/44 |

Rushing Stats

| Year | Rush Yds | Rush TDs |
|------|----------|----------|
| 2023 | | |
| 2024 | 62 - 37 | 0 - T37 |

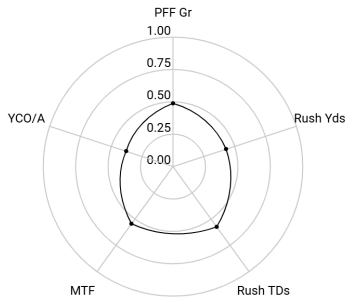
Running Backs

Salary Breakdown

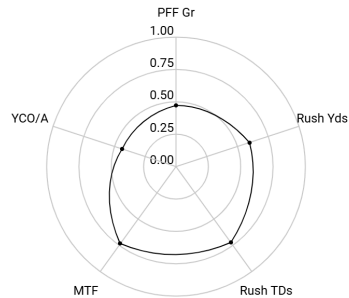
| Player | DOB (Age For 2025 Season) | Draft | 2025 | 2026 | 2027 | 2028+ |
|--|---------------------------|------------------|-------------|------------|------|-------------------------|
| Rhamondre Stevenson <small>*Pot Out: 2027, 3 Yr, 21.1, 0 Dead Cap</small> | 2/23/1998 (27) | 2021 NE 4.120 | 5.6 6.0 | 7.6 3.3 | 9.6* | 2028: 11.6 2029: UFA |
| Antonio Gibson <small>*Pot Out: 2025, 1 Yr, 4.8, 3.2 Dead Cap</small> | 6/23/1998 (27) | 2020 WAS 3.66 | 4.0* 3.2 | 4.5 1.0 | UFA | |
| JaMycal Hasty | 9/12/1996 (29) | 2020 SF UDFA | UFA | | | |
| Kevin Harris | 11/17/2000 (25) | 2022 NE 6.183 | | | | |
| Terrell Jennings | 3/1/2001 (24) | 2024 NE UDFA | 960K | ERFA | | |

Statistical Breakdown

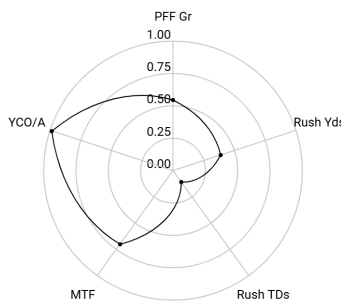
Rhamondre Stevenson 2023 Stats



Rhamondre Stevenson 2024 Stats



Antonio Gibson 2024 Stats



Scouting Reports

| | | | |
|----------------------------|--------------------------------|-------------------------|----------------------------|
| Rhamondre Stevenson | <u>Draft:</u> 2021 NE 4.120 | <u>FA Year:</u> 2029 | <u>2025 Salary:</u> 5.6 |
|----------------------------|--------------------------------|-------------------------|----------------------------|

2-Year Statistical Profile

PFF Rushing Stats

| Year | PFF Gr | Rush Yds | Rush TDs | MTF | YCO/A |
|------|--------------|-------------|------------|-------------|---------------|
| 2023 | 71.3 - 33/63 | 619 - 37/63 | 4 - T28/63 | 30 - T30/63 | 2.80 - 40/63 |
| 2024 | 69.6 - 31/57 | 801 - 24/57 | 7 - T17/57 | 41 - T16/57 | 2.90 - T33/57 |

Receiving Stats

| Year | Rec Yds | Rec TDs |
|------|----------|---------|
| 2023 | 238 - 23 | 0 |
| 2024 | 168 - 42 | 1 - T19 |

| | | | |
|-----------------------|--------------------------------|-------------------------|----------------------------|
| Antonio Gibson | <u>Draft:</u> 2020 WAS 3.66 | <u>FA Year:</u> 2027 | <u>2025 Salary:</u> 4.0 |
|-----------------------|--------------------------------|-------------------------|----------------------------|

2-Year Statistical Profile

PFF Rushing Stats

| Year | PFF Gr | Rush Yds | Rush TDs | MTF | YCO/A |
|------|--------------|-------------|------------|------------|-------------|
| 2023 | | | | | |
| 2024 | 72.6 - 27/57 | 538 - 36/57 | 1 - T52/57 | 40 - 18/57 | 3.91 - 2/57 |

Receiving Stats

| Year | Rec Yds | Rec TDs |
|------|----------|---------|
| 2023 | | |
| 2024 | 206 - 34 | 0 - T46 |

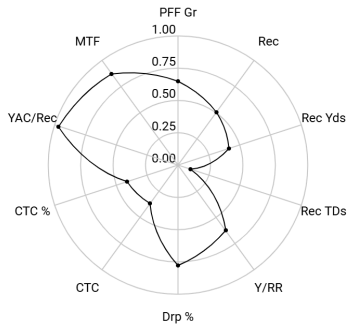
Wide Receivers

Salary Breakdown

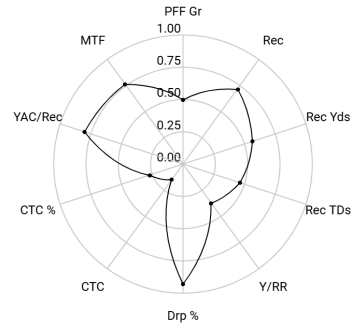
| Player | DOB (Age For 2025 Season) | Draft | 2025 | 2026 | 2027 | 2028+ |
|---|---------------------------|----------------|----------------|-------------|-------------|-----------|
| Kendrick Bourne <small>*Pot Out: 2025, 1 Yr, 6.5, 2.8 Dead Cap</small> | 8/4/1995 (30) | 2017 SF UDFA | 7.9* 2.8 | 7.9 1.4 | UFA | |
| Ja'Lynn Polk | 4/11/2002 (23) | 2024 NE 2.37 | 2.2 6.5 | 2.6 4.2 | 3.1 1.6 | 2028: UFA |
| Javon Baker | 2/18/2002 (23) | 2024 NE 4.110 | 1.2 590K | 1.3 393K | 1.4 197K | 2028: UFA |
| Kayshon Boutte | 5/7/2002 (23) | 2023 NE 6.187 | 1.1 94K | 1.2 47K | UFA | |
| Demario Douglas | 12/8/2002 (23) | 2023 NE 6.210 | 1.1 67K | 1.2 33K | UFA | |
| JaQuae Jackson | 1/30/2000 (25) | 2024 ATL UDFA | ERFA | | | |
| Isaiah McKenzie | 4/9/1995 (30) | 2017 DEN 5.172 | | | | |
| John Jiles | 7/8/2000 (25) | 2024 NYG UDFA | | | | |
| Braylon Sanders | 1/21/1999 (26) | 2022 MIA UDFA | | | | |
| Alex Erickson | 11/6/1992 (33) | 2016 CIN UDFA | Practice Squad | | | |

Statistical Breakdown

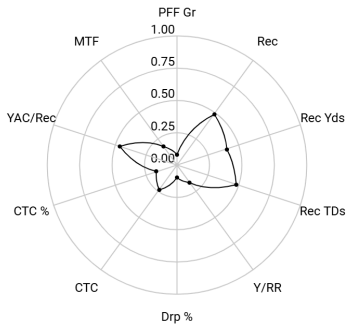
Pop Douglas 2023 Stats



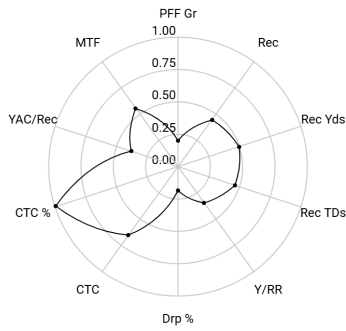
Demario Douglas 2024 Stats



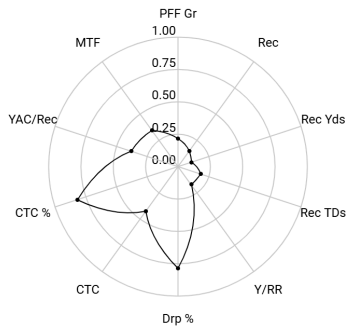
K.J. Osborn 2023 Stats



Kayshon Boutte 2024 Stats



Kendrick Bourne 2024 Stats



Scouting Reports

| | | | |
|--------------------|--------------------------------|-------------------------|----------------------------|
| Pop Douglas | <u>Draft:</u> 2023 NE 6.210 | <u>FA Year:</u> 2027 | <u>2025 Salary:</u> 1.1 |
|--------------------|--------------------------------|-------------------------|----------------------------|

2-Year Statistical Profile

PFF Receiving Stats

| Year | PFF Gr | Rec | Rec Yds | Rec TDs | Y/RR |
|------|----------------|--------------|--------------|-------------|---------------|
| 2023 | 74.4 - 37/102 | 49 - T51/102 | 561 - 61/102 | 0 - T93/102 | 1.7 - 39/102 |
| 2024 | 70.0 - T56/110 | 66 - T32/110 | 621 - 49/110 | 3 - T60/110 | 1.40 - 70/110 |

PFF Catching Stats

| Year | Drp % | CTC | CTC % |
|------|--------------|-------------|----------------|
| 2023 | 3.9 - 24/102 | 4 - T66/102 | 36.4 - T61/102 |
| 2024 | 1.5 - 9/110 | 2 - T95/110 | 40.0 - T81/110 |

PFF After the Catch Stats

| Year | YAC/Rec | MTF |
|------|---------------|--------------|
| 2023 | 7 - 4/102 | 12 - T14/102 |
| 2024 | 5.6 - T23/110 | 9 - T27/110 |

| | | | |
|-----------------------|--------------------------------|-------------------------|----------------------------|
| Kayshon Boutte | <u>Draft:</u> 2023 NE 6.187 | <u>FA Year:</u> 2027 | <u>2025 Salary:</u> 1.1 |
|-----------------------|--------------------------------|-------------------------|----------------------------|

2-Year Statistical Profile

PFF Receiving Stats

| Year | PFF Gr | Rec | Rec Yds | Rec TDs | Y/RR |
|------|---------------|-------------|--------------|-------------|----------------|
| 2023 | | | | | |
| 2024 | 61.4 - 89/110 | 43 - 62/110 | 589 - 56/110 | 3 - T60/110 | 1.26 - T73/110 |

PFF Catching Stats

| Year | Drp % | CTC | CTC % |
|------|---------------|-------------|--------------|
| 2023 | | | |
| 2024 | 10.4 - 91/110 | 9 - T39/110 | 75.0 - 2/110 |

PFF After the Catch Stats

| Year | YAC/Rec | MTF |
|------|---------------|-------------|
| 2023 | | |
| 2024 | 3.5 - T69/110 | 5 - T50/110 |

| | | | |
|------------------------|-------------------------------|-------------------------|----------------------------|
| Kendrick Bourne | <u>Draft:</u> 2017 SF UDFA | <u>FA Year:</u> 2027 | <u>2025 Salary:</u> 7.9 |
|------------------------|-------------------------------|-------------------------|----------------------------|

2-Year Statistical Profile

PFF Receiving Stats

| Year | PFF Gr | Rec | Rec Yds | Rec TDs | Y/RR |
|------|---------------|--------------|--------------|-------------|---------------|
| 2023 | | | | | |
| 2024 | 62.1 - 87/110 | 28 - T95/110 | 305 - 99/110 | 1 - T91/110 | 1.06 - 92/110 |

PFF Catching Stats

| Year | Drp % | CTC | CTC % |
|------|---------------|-------------|----------------|
| 2023 | | | |
| 2024 | 3.4 - T25/110 | 6 - T64/110 | 60.0 - T21/110 |

PFF After the Catch Stats

| Year | YAC/Rec | MTF |
|------|---------------|-------------|
| 2023 | | |
| 2024 | 3.5 - T69/110 | 3 - T73/110 |

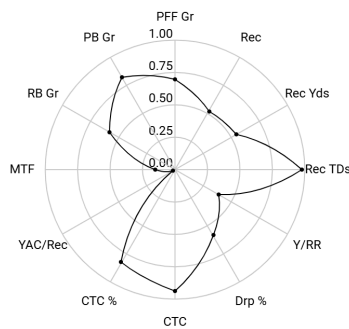
Tight Ends

Salary Breakdown

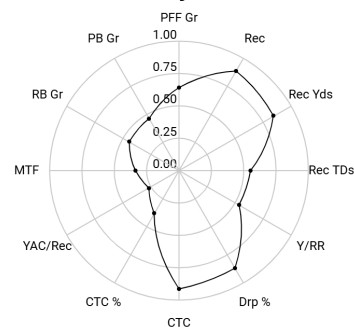
| Player | DOB (Age For 2025 Season) | Draft | 2025 | 2026 | 2027 | 2028+ |
|---|---------------------------|------------------|---------------------|---------------------|-------------------|-----------|
| Hunter Henry <small>*Pot Out: 2026, 2 Yr, 18.5, 2.5 Dead Cap</small> | 12/7/1994 (31) | 2016 LAC 2.35 | 10.5 11.7 | 11.0* 2.5 | UFA | |
| Austin Hooper | 11/4/1994 (31) | 2016 ATL 3.81 | UFA | | | |
| Jaheim Bell | 6/14/2001 (24) | 2024 NE 7.231 | 987K 80K | 1.1 53K | 1.2 27K | 2028: UFA |
| Mitchell Wilcox | 11/7/1996 (29) | 2020 CIN UDFA | | | | |
| Jack Westover | 6/9/1999 (26) | 2024 SEA UDFA | | | | |

Statistical Breakdown

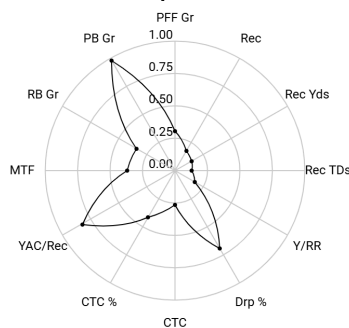
Hunter Henry 2023 Stats



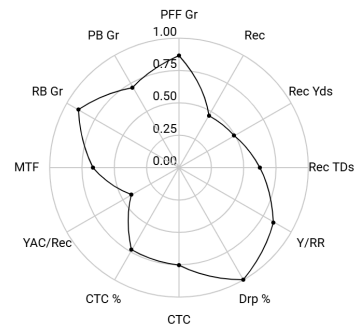
Hunter Henry 2024 Stats



Austin Hooper 2023 Stats



Austin Hooper 2024 Stats



Scouting Reports

| | | | |
|---------------------|--------------------------------|-------------------------|-----------------------------|
| Hunter Henry | <u>Draft:</u> 2016 LAC 2.35 | <u>FA Year:</u> 2027 | <u>2025 Salary:</u> 10.5 |
|---------------------|--------------------------------|-------------------------|-----------------------------|

2-Year Statistical Profile

PFF Receiving Stats

| Year | PFF Gr | Rec | Rec Yds | Rec TDs | Y/RR |
|------|--------------|------------|-------------|------------|--------------|
| 2023 | 69.3 - 15/46 | 42 - 23/46 | 419 - 22/46 | 6 - T2/46 | 1.13 - 29/46 |
| 2024 | 70.0 - 17/45 | 66 - T6/45 | 674 - 8/45 | 2 - T21/45 | 1.39 - 22/45 |

| Year | Drp % | CTC | CTC % | YAC/Rec | MTF |
|------|-------------|------------|--------------|-------------|------------|
| 2023 | 4.5 - 20/46 | 10 - T4/46 | 58.8 - 9/46 | 1.8 - 46/46 | 1 - T40/46 |
| 2024 | 1.5 - 7/45 | 11 - 5/45 | 52.4 - 29/45 | 4.2 - 34/45 | 3 - T31/45 |

PFF Blocking Stats

| Year | RB Gr | PB Gr |
|------|---------------|--------------|
| 2023 | 55.8 - 39/91 | 74.8 - 17/91 |
| 2024 | 55.2 - T49/87 | 58.3 - 35/63 |

| | | | |
|----------------------|--------------------------------|-------------------------|----------------------------|
| Austin Hooper | <u>Draft:</u> 2016 ATL 3.81 | <u>FA Year:</u> 2025 | <u>2025 Salary:</u> UFA |
|----------------------|--------------------------------|-------------------------|----------------------------|

2-Year Statistical Profile

PFF Receiving Stats

| Year | PFF Gr | Rec | Rec Yds | Rec TDs | Y/RR |
|------|--------------|-------------|-------------|------------|--------------|
| 2023 | 58.2 - 33/46 | 25 - T39/46 | 234 - 40/46 | 0 - T41/46 | 0.87 - 93/46 |
| 2024 | 75.8 - 7/45 | 45 - 25/45 | 476 - 24/45 | 3 - T18/45 | 1.65 - T8/45 |

| Year | Drp % | CTC | CTC % | YAC/Rec | MTF |
|------|--------------|------------|---------------|--------------|------------|
| 2023 | 3.8 - T15/46 | 2 - T35/46 | 40;0 - T28/46 | 5.6 - 9/46 | 3 - T30/46 |
| 2024 | 0.0 - T1/45 | 8 - T12/45 | 66.7 - T13/45 | 4.7 - T27/45 | 6 - T16/45 |

PFF Blocking Stats

| Year | RB Gr | PB Gr |
|------|---------------|--------------|
| 2023 | 50.6 - 61/91 | 81.5 - 3/91 |
| 2024 | 65.9 - T10/87 | 68.4 - 19/63 |

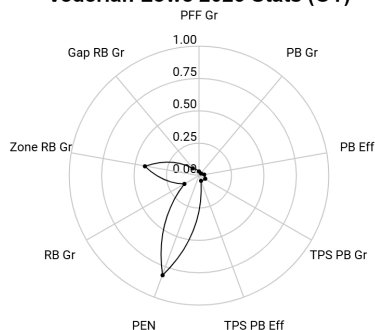
Offensive Tackles

Salary Breakdown

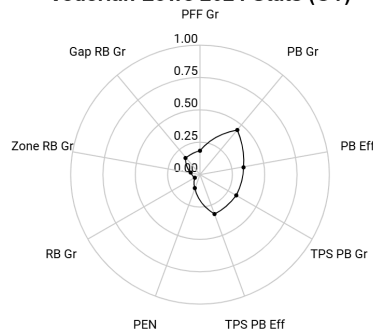
| Player | DOB (Age For 2025 Season) | Draft | 2025 | 2026 | 2027 | 2028+ |
|-------------------|---------------------------|----------------|-------------|-------------|-------------|-----------|
| Chukwuma Okorafor | 8/8/1997 (28) | 2018 PIT 3.92 | UFA | | | |
| Sidy Sow | 6/8/1998 (27) | 2023 NE 4.117 | 1.2 382K | 1.3 191K | UFA | |
| Vederian Lowe | 4/17/1999 (26) | 2022 MIN 6.184 | 1.1 | UFA | | |
| Caedan Wallace | 4/18/2000 (25) | 2024 NE 3.68 | 1.4 911K | 1.6 608K | 1.9 304K | 2028: UFA |
| Demontrey Jacobs | 11/22/1998 (27) | 2023 DEN UDFA | ERFA | | | |
| Lecitus Smith | 7/13/1998 (27) | 2024 GB UDFA | 1.0 | RFA | | |
| Caleb Jones | 2/10/1999 (26) | 2022 GB UDFA | | | | |

Statistical Breakdown

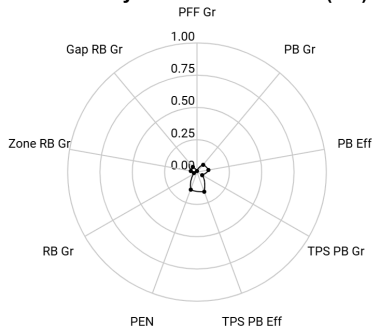
Vederian Lowe 2023 Stats (OT)



Vederian Lowe 2024 Stats (OT)



Demontrey Jacobs 2024 Stats (OT)



Scouting Reports

| | | | |
|----------------------|---------------------------------|-------------------------|----------------------------|
| Vederian Lowe | <u>Draft:</u> 2022 MIN 6.184 | <u>FA Year:</u> 2026 | <u>2025 Salary:</u> 1.1 |
|----------------------|---------------------------------|-------------------------|----------------------------|

2-Year Statistical Profile

PFF Stats

| Year | PFF Gr | PEN | PB Gr | PB Eff |
|------|--------------|----------------|---------------|---------------|
| 2023 | 41.7 - 87/89 | 2 (0) - T17/89 | 36.0 - 89/90 | 92.1 - 87/90 |
| 2024 | 54.0 - 72/87 | 13 - T78/87 | 66.9 - T49/87 | 95.9 - T58/87 |

PFF Run Block Stats

| Year | RB Gr | Zone RB Gr | Gap RB Gr |
|------|---------------|--------------|--------------|
| 2023 | 49.3 - 77/87 | 62.8 - 51/87 | 37.6 - 82/87 |
| 2024 | 45.8 - T80/83 | 49.7 - 78/83 | 53.1 - 70/83 |

True Pass Sets

| Year | TPS PB Gr | TPS PB Eff |
|------|---------------|---------------|
| 2023 | 27.2 - T86/90 | 87.1 - 87/90 |
| 2024 | 55.7 - T60/87 | 93.1 - T56/87 |

| | | | |
|-----------------------------|--------------------------------|-------------------------|-----------------------------|
| Demontrey Jacobs | <u>Draft:</u> 2023 DEN ERFA | <u>FA Year:</u> 2025 | <u>2025 Salary:</u> ERFA |
|-----------------------------|--------------------------------|-------------------------|-----------------------------|

2-Year Statistical Profile

PFF Stats

| Year | PFF Gr | PEN | PB Gr | PB Eff |
|------|--------------|------------|--------------|--------------|
| 2023 | | | | |
| 2024 | 38.4 - 87/87 | 11 - 75/87 | 43.1 - 82/87 | 94.4 - 80/87 |

PFF Run Block Stats

| Year | RB Gr | Zone RB Gr | Gap RB Gr |
|------|--------------|--------------|--------------|
| 2023 | | | |
| 2024 | 41.9 - 82/83 | 47.9 - 80/83 | 43.7 - 80/83 |

True Pass Sets

| Year | TPS PB Gr | TPS PB Eff |
|------|---------------|---------------|
| 2023 | | |
| 2024 | 33.3 - T84/87 | 91.6 - T74/87 |

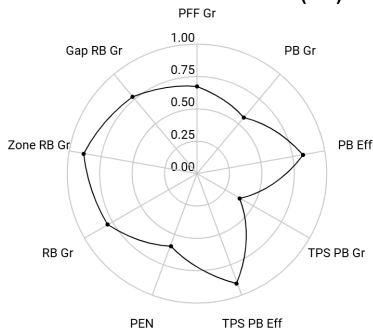
Guards

Salary Breakdown

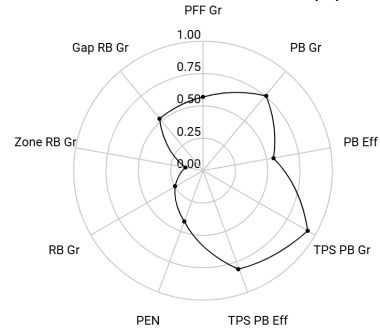
| Player | DOB (Age For 2025 Season) | Draft | 2025 | 2026 | 2027 | 2028+ |
|---|---------------------------|------------------|--------------|-----------------|-------------|-----------|
| Mike Onwenu <small>*Pot Out: 2026, 2 Yr, 39,.5, 7.5 Dead Cap</small> | 12/10/1997 (28) | 2020 NE 6.182 | 21.0 27.0 | 25.0* 7.5 | UFA | |
| Cole Strange | 7/31/1998 (27) | 2022 NE 1.29 | 3.9 3.9 | 5th Year Option | UFA | |
| Layden Robinson | 5/3/2001 (24) | 2024 NE 4.103 | 1.2 639K | 1.3 426K | 1.4 213K | 2028: UFA |
| Jake Andrews | 10/14/1997 (28) | 2023 NE 4.107 | 1.2 404K | 1.3 202K | UFA | |
| Tyrese Robinson | 8/21/1999 (26) | 2022 WAS UDFA | 960K | ERFA | | |
| Lester Cotton | 2/20/1996 (29) | 2019 LV UDFA | | | | |

Statistical Breakdown

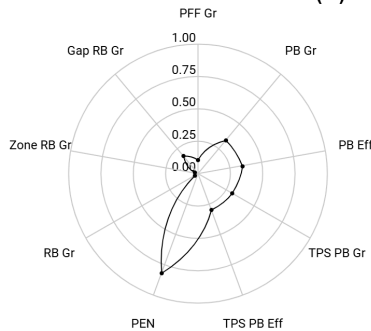
Mike Onwenu 2023 Stats (OT)



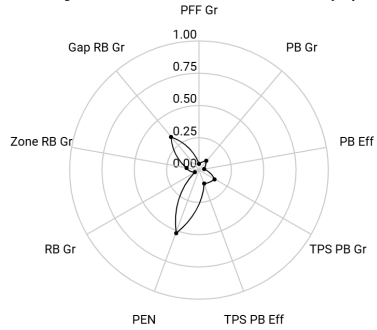
Mike Onwenu 2024 Stats (G)



Michael Jordan 2024 Stats (G)



Layden Robinson 2024 Stats (G)



Scouting Reports

| | | | |
|------------------------|--------------------------------|-------------------------|----------------------------|
| Layden Robinson | <u>Draft:</u> 2024 NE 4.103 | <u>FA Year:</u> 2028 | <u>2025 Salary:</u> 1.2 |
|------------------------|--------------------------------|-------------------------|----------------------------|

2-Year Statistical Profile

PFF Stats

| Year | PFF Gr | PEN | PB Gr | PB Eff |
|------|--------------|------------|--------------|--------------|
| 2023 | | | | |
| 2024 | 43.6 - 80/83 | 5 - T41/83 | 41.9 - 72/78 | 94.6 - 76/78 |

PFF Run Block Stats

| Year | RB Gr | Zone RB Gr | Gap RB Gr |
|------|--------------|--------------|--------------|
| 2023 | | | |
| 2024 | 46.5 - 79/81 | 52.8 - 74/81 | 54.4 - 55/81 |

True Pass Sets

| Year | TPS PB Gr | TPS PB Eff |
|------|--------------|--------------|
| 2023 | | |
| 2024 | 31.6 - 68/78 | 92.4 - 70/78 |

| | | | |
|--------------------|--------------------------------|-------------------------|-----------------------------|
| Mike Onwenu | <u>Draft:</u> 2020 NE 6.182 | <u>FA Year:</u> 2027 | <u>2025 Salary:</u> 21.0 |
|--------------------|--------------------------------|-------------------------|-----------------------------|

2-Year Statistical Profile

PFF Stats

| Year | PFF Gr | PEN | PB Gr | PB Eff |
|-----------|--------------|----------------|--------------|---------------|
| 2023 (OT) | 71.5 - 30/89 | 4 (0) - T37/89 | 68.0 - 40/90 | 97.3 - T16/90 |
| 2024 | 65.2 - 37/83 | 5 - T49/83 | 71.9 - 20/78 | 97.3 - T36/78 |

PFF Run Block Stats

| Year | RB Gr | Zone RB Gr | Gap RB Gr |
|------|---------------|--------------|--------------|
| 2023 | 72.2 - T19/87 | 77.8 - 11/87 | 68.5 - 21/87 |
| 2024 | 57.5 - 62/81 | 55.0 - 71/81 | 60.9 - 40/81 |

True Pass Sets

| Year | TPS PB Gr | TPS PB Eff |
|------|--------------|---------------|
| 2023 | 56.5 - 57/90 | 95.8 - 10/90 |
| 2024 | 73.5 - 6/78 | 96.6 - T16/78 |

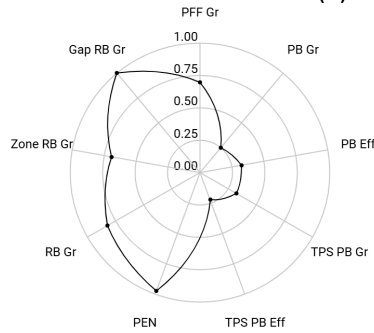
Centers

Salary Breakdown

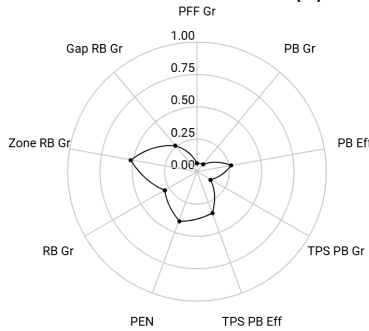
| Player | DOB (Age For 2025 Season) | Draft | 2025 | 2026 | 2027 | 2028+ |
|---|---------------------------|---------------|-------------|------|------|-------|
| David Andrews <small>*Pot Out: 2025, 1 Yr, 7.0, 4.0 Dead Cap</small> | 7/10/1992 (33) | 2015 NE UDFA | 7.3* 4.0 | UFA | | |
| Ben Brown | 5/19/1998 (27) | 2022 CIN UDFA | ERFA | | | |

Statistical Breakdown

David Andrews 2023 Stats (C)



Ben Brown 2024 Stats (C)



Scouting Reports

| | | | |
|----------------------|-------------------------------|-------------------------|----------------------------|
| David Andrews | <u>Draft:</u> 2015 NE UDFA | <u>FA Year:</u> 2026 | <u>2025 Salary:</u> 7.3 |
|----------------------|-------------------------------|-------------------------|----------------------------|

2-Year Statistical Profile

PFF Stats

| Year | PFF Gr | PEN | PB Gr | PB Eff |
|------|--------------|--------------|--------------|---------------|
| 2023 | 71.2 - 13/40 | 1 (1) - 2/40 | 51.2 - 31/40 | 97.1 - T28/40 |
| 2024 | | | | |

PFF Run Block Stats

| Year | RB Gr | Zone RB Gr | Gap RB Gr |
|------|-------------|--------------|-------------|
| 2023 | 78.0 - 8/39 | 74.4 - 13/39 | 87.7 - 1/39 |
| 2024 | | | |

True Pass Sets

| Year | TPS PB Gr | TPS PB Eff |
|------|--------------|--------------|
| 2023 | 42.7 - 28/40 | 95.5 - 32/40 |
| 2024 | | |

| | | | |
|------------------|--------------------------------|-------------------------|-----------------------------|
| Ben Brown | <u>Draft:</u> 2022 CIN UDFA | <u>FA Year:</u> 2025 | <u>2025 Salary:</u> ERFA |
|------------------|--------------------------------|-------------------------|-----------------------------|

2-Year Statistical Profile

PFF Stats

| Year | PFF Gr | PEN | PB Gr | PB Eff |
|------|--------|-----|-------|--------|
|------|--------|-----|-------|--------|

| | | | | |
|------|--------------|------------|--------------|---------------|
| 2023 | | | | |
| 2024 | 52.8 - 42/44 | 5 - T27/44 | 47.3 - 39/41 | 97.5 - T31/41 |

PFF Run Block Stats

| Year | RB Gr | Zone RB Gr | Gap RB Gr |
|------|--------------|--------------|--------------|
| 2023 | | | |
| 2024 | 59.7 - 31/42 | 66.0 - 21/42 | 57.0 - 32/42 |

True Pass Sets

| Year | TPS PB Gr | TPS PB Eff |
|------|--------------|--------------|
| 2023 | | |
| 2024 | 39.6 - 37/41 | 96.4 - 28/41 |

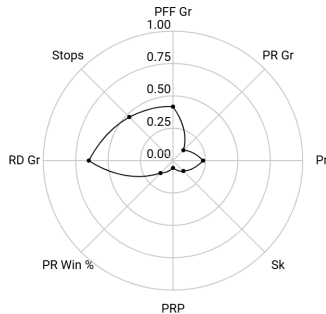
Edge Rushers

Salary Breakdown

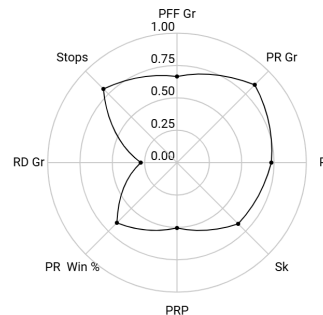
| Player | DOB (Age For 2025 Season) | Draft | 2025 | 2026 | 2027 | 2028+ |
|---|---------------------------|-------------------|------------|-------------|------|-------|
| Deatrich Wise | 7/26/1994 (31) | 2017 NE 4.131 | UFA | | | |
| Anfernee Jennings <small>*Pot Out: 2026, 2 Yr, 8.0, 1.0 Dead Cap</small> | 5/1/1997 (28) | 2020 NE 3.87 | 3.9 3.4 | 5.0* 1.0 | UFA | |
| Keion White | 1/20/1999 (26) | 2023 NE 2.46 | 2.1 2.1 | 2.5 666K | UFA | |
| Oshane Ximines | 12/7/1996 (29) | 2019 NYG 3.95 | UFA | | | |
| Curtis Jacobs | 2/18/2002 (23) | 2024 KC UDFA | 960K | 1.1 | RFA | |
| Jotham Russell | 6/8/2003 (22) | 2024 NE UDFA | | | | |
| Titus Leo | 8/26/1999 (26) | 2023 IND 6.211 | 960K | ERFA | | |
| Truman Jones | 5/13/2000 (25) | 2023 KC UDFA | ERFA | | | |

Statistical Breakdown

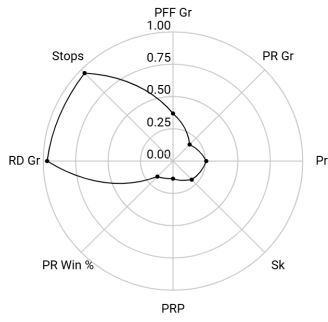
Keion White 2023 Stats



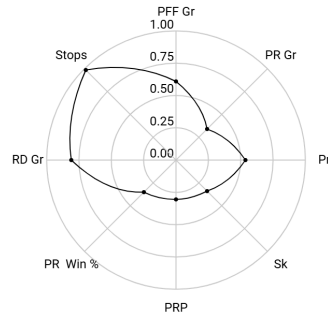
Keion White 2024 Stats



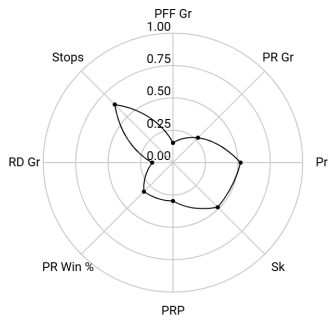
Anfernee Jennings 2023 Stats



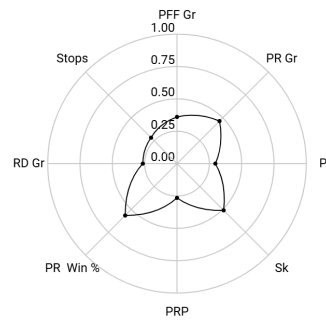
Anfernee Jennings 2024 Stats



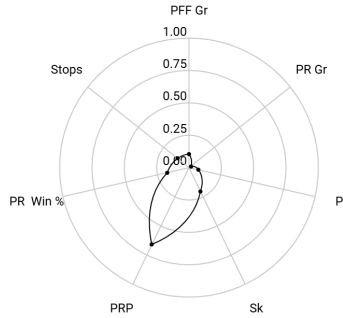
Deatrich Wise Jr. 2023 Stats



Deatrich Wise Jr. 2024 Stats



Yannick Ngakoue 2024 Stats



| | | | |
|--------------------|-------------------------------|-------------------------|----------------------------|
| Keion White | <u>Draft:</u> 2023 NE 2.46 | <u>FA Year:</u> 2027 | <u>2025 Salary:</u> 2.1 |
|--------------------|-------------------------------|-------------------------|----------------------------|

2-Year Statistical Profile

PFF Stats

| Year | PFF Gr | PR Gr | Pr | Sk |
|------|----------------|-----------------|--------------|--------------|
| 2023 | 64.2 - T72/122 | 52.3 - T107/120 | 20 - T93/120 | 1 - T107/120 |
| 2024 | 68.5 - 46/135 | 76.7 - 19/122 | 45 - T34/122 | 6 - T42/122 |

| Year | PRP | PR Win % | RD Gr | Stops |
|------|----------------|----------------|---------------|--------------|
| 2023 | 3.6 - T114/120 | 6.2 - T105/120 | 67.8 - 43/120 | 19 - T65/122 |
| 2024 | 6.5 - T61/122 | 12.7 - T43/122 | 55.3 - 92/127 | 26 - T28/135 |

| | | | |
|------------------------------|-------------------------------|-------------------------|----------------------------|
| Anfernee Jennings | <u>Draft:</u> 2020 NE 3.87 | <u>FA Year:</u> 2027 | <u>2025 Salary:</u> 3.9 |
|------------------------------|-------------------------------|-------------------------|----------------------------|

2-Year Statistical Profile

PFF Stats

| Year | PFF Gr | PR Gr | Pr | Sk |
|------|----------------|---------------|--------------|-------------|
| 2023 | 63.2 - 78/122 | 55.3 - 99/120 | 21 - T90/120 | 2 - T97/120 |
| 2024 | 66.4 - T54/135 | 59.2 - 82/122 | 31 - T57/122 | 3 - T82/122 |

| Year | PRP | PR Win % | RD Gr | Stops |
|------|----------------|---------------|----------------|-------------|
| 2023 | 4.4 - T105/120 | 6.5 - 101/120 | 85.9 - 5/120 | 46 - T5/122 |
| 2024 | 5.2 - T86/122 | 8.9 - 80/122 | 72.1 - T25/127 | 41 - T3/135 |

| | | | |
|--------------------------|--------------------------------|-------------------------|----------------------------|
| Deatrich Wise Jr. | <u>Draft:</u> 2017 NE 4.131 | <u>FA Year:</u> 2025 | <u>2025 Salary:</u> UFA |
|--------------------------|--------------------------------|-------------------------|----------------------------|

2-Year Statistical Profile

PFF Stats

| Year | PFF Gr | PR Gr | Pr | Sk |
|------|----------------|----------------|--------------|-------------|
| 2023 | 54.3 - 104/122 | 59.0 - T89/120 | 36 - T59/120 | 5 - T63/120 |
| 2024 | 59.7 - T87/135 | 63.6 - 66/122 | 20 - T87/122 | 5 - T61/122 |

| Year | PRP | PR Win % | RD Gr | Stops |
|------|---------------|---------------|-----------------|--------------|
| 2023 | 5.7 - T85/120 | 9.4 - T83/120 | 49.7 - T102/120 | 24 - T45/122 |
| 2024 | 5.0 - T91/122 | 11.6 - 54/122 | 54.8 - 94/127 | 11 - T97/135 |

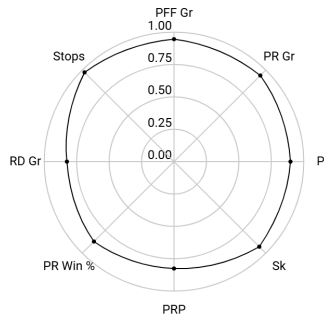
Defensive Tackles

Salary Breakdown

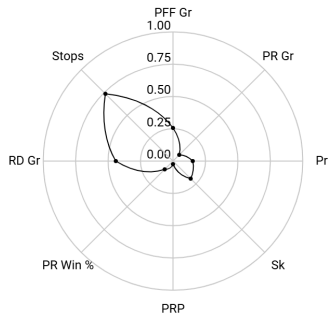
| Player | DOB (Age For 2025 Season) | Draft | 2025 | 2026 | 2027 | 2028+ |
|---|---------------------------|-------------------|--------------|---------------|-------------|-----------------------------|
| Davon Godchaux <small>*Pot Out: 2026, 2 yr, 17.8, 3.3 Dead Cap</small> | 11/11/1994 (31) | 2017 MIA 5.178 | 8.3 10.7 | 11.8* 3.3 | UFA | |
| Christian Barmore <small>*Pot Out: 2026, 2 Yr, 31.3, 12.8 Dead Cap</small> | 7/28/1999 (26) | 2021 NE 2.38 | 15.1 26.4 | 17.1* 12.8 | 23.6 7.2 | 2028: 23.6 3.6 2029: UFA |
| Daniel Ekuale | 1/13/1994 (31) | 2018 CLE UDFA | UFA | | | |
| Eric Johnson | 7/16/1998 (27) | 2022 IND 5.159 | 1.1 | UFA | | |
| Jeremiah Pharms | 10/16/1996 (29) | 2022 NE UDFA | ERFA | | | |
| Jaquelin Roy | 10/22/2000 (25) | 2023 MIN 5.141 | 1.0 | RFA | | |
| Marcus Harris | 9/27/2000 (25) | 2024 HOU 7.247 | | | | |

Statistical Breakdown

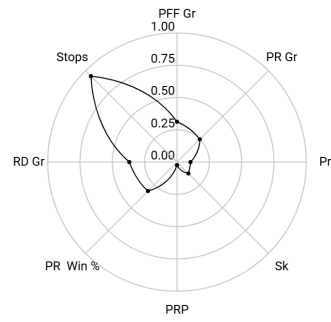
Christian Barmore 2023 Stats



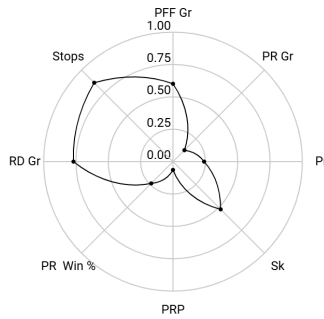
Davon Godchaux 2023 Stats



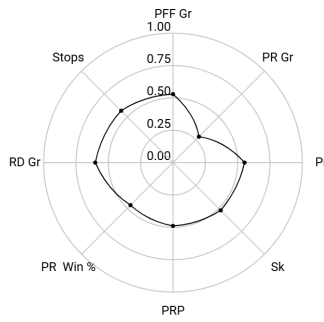
Davon Godchaux 2024 Stats



Daniel Ekuale 2024 Stats



Jeremiah Pharms Jr. 2024 Stats



Scouting Reports

| | | | |
|---------------------------------|---------------------------------------|---------------------------------|-------------------------------------|
| <p>Christian Barmore</p> | <p><u>Draft:</u> 2021 NE 2.38</p> | <p><u>FA Year:</u> 2029</p> | <p><u>2025 Salary:</u> 15.1</p> |
|---------------------------------|---------------------------------------|---------------------------------|-------------------------------------|

2-Year Statistical Profile

PFF Stats

| Year | PFF Gr | PR Gr | Pr | Sk |
|------|---------------|--------------|--------------|-------------|
| 2023 | 83.8 - T9/142 | 84.9 - 8/129 | 49 - T14/129 | 8 - T10/129 |
| 2024 | | | | |

| Year | PRP | PR Win % | RD Gr | Stops |
|------|---------------|---------------|---------------|-------------|
| 2023 | 6.2 - T23/129 | 13.3 - 17/129 | 67.8 - 26/143 | 40 - T4/142 |
| 2024 | | | | |

| | | | |
|---------------------------|---------------------------------|-------------------------|----------------------------|
| Davon Godchaux | <u>Draft:</u> 2017 MIN 5.178 | <u>FA Year:</u> 2027 | <u>2025 Salary:</u> 8.3 |
|---------------------------|---------------------------------|-------------------------|----------------------------|

2-Year Statistical Profile

PFF Stats

| Year | PFF Gr | PR Gr | Pr | Sk |
|------|-----------------|----------------|--------------|--------------|
| 2023 | 50.2 - 107/142 | 50.0 - 121/129 | 7 - T110/129 | 0 - T105/129 |
| 2024 | 51.6 - T101/146 | 55.8 - 94/124 | 6 - T112/124 | 0 - T110/124 |

| Year | PRP | PR Win % | RD Gr | Stops |
|------|----------------|---------------|----------------|--------------|
| 2023 | 1.1 - T127/129 | 3.2 - 118/129 | 51.6 - T81/143 | 23 - T38/142 |

| | | | | |
|------|---------------|---------------|---------------|------------|
| 2024 | 1.1 - 122/124 | 5.7 - T86/124 | 48.0 - 96/150 | 35 - 9/146 |
|------|---------------|---------------|---------------|------------|

| | | | |
|----------------------|--------------------------------|-------------------------|----------------------------|
| Daniel Ekuale | <u>Draft:</u> 2018 CLE UDFA | <u>FA Year:</u> 2025 | <u>2025 Salary:</u> UFA |
|----------------------|--------------------------------|-------------------------|----------------------------|

2-Year Statistical Profile

PFF Stats

| Year | PFF Gr | PR Gr | Pr | Sk |
|------|---------------|----------------|-------------|-------------|
| 2023 | | | | |
| 2024 | 60.3 - 59/146 | 51.9 - 109/124 | 9 - T95/124 | 2 - T61/124 |

| Year | PRP | PR Win % | RD Gr | Stops |
|------|----------------|---------------|---------------|--------------|
| 2023 | | | | |
| 2024 | 1.6 - T117/124 | 4.8 - T95/124 | 62.7 - 35/150 | 26 - T21/146 |

| | | | |
|----------------------------|-------------------------------|-------------------------|-----------------------------|
| Jeremiah Pharms Jr. | <u>Draft:</u> 2022 NE UDFA | <u>FA Year:</u> 2025 | <u>2025 Salary:</u> ERFA |
|----------------------------|-------------------------------|-------------------------|-----------------------------|

2-Year Statistical Profile

PFF Stats

| Year | PFF Gr | PR Gr | Pr | Sk |
|------|----------------|---------------|--------------|-------------|
| 2023 | | | | |
| 2024 | 58.1 - T70/146 | 55.6 - 90/124 | 19 - T56/124 | 2 - T61/124 |

| Year | PRP | PR Win % | RD Gr | Stops |
|------|--------------|---------------|---------------|--------------|
| 2023 | | | | |
| 2024 | 4.2 - 64/124 | 7.2 - T67/124 | 57.0 - 61/150 | 16 - T64/146 |

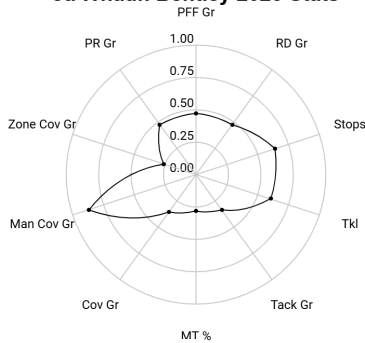
Linebackers

Salary Breakdown

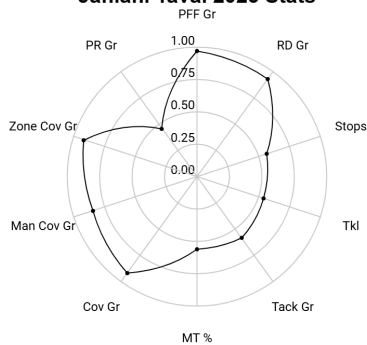
| Player | DOB (Age For 2025 Season) | Draft | 2025 | 2026 | 2027 | 2028+ |
|---|---------------------------|------------------|----------------|-------------|------------|-----------|
| Ja'whaun Bentley <small>*Pot Out: 2025, 2 Yr, 10.7, 1.8 Dead Cap</small> | 6/24/1996 (29) | 2018 NE 4.143 | 7.3* 1.8 | UFA | | |
| Jahlani Tavai <small>*Pot Out: 2026, 2 Yr, 10.0, 3.5 Dead Cap</small> | 9/28/1996 (29) | 2019 DET 2.43 | 3.9 6.4 | 5.4* 3.5 | 5.3 1.4 | 2028: UFA |
| Sione Takitaki <small>*Pot Out: 2025, 1 Yr, 4.4, 1.0 Dead Cap</small> | 6/8/1995 (30) | 2019 CLE 4.80 | 3.9* 1.0 | UFA | | |
| Christian Elliss | 1/2/1999 (26) | 2021 MIN UDFA | RFA | | | |
| Andrew Parker Jr. | 7/26/2000 (25) | 2024 JAC UDFA | Practice Squad | | | |
| Monty Rice | 1/8/1999 (26) | 2021 TEN 3.92 | | | | |

Statistical Breakdown

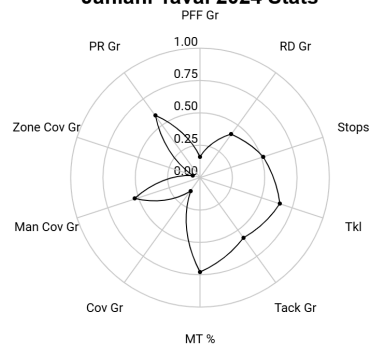
Ja'Whaun Bentley 2023 Stats



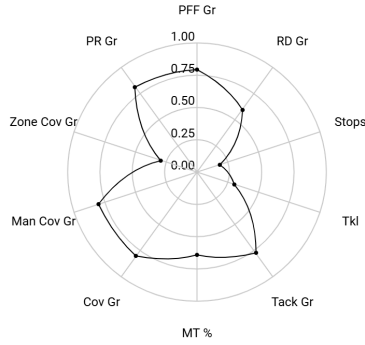
Jahlani Tavai 2023 Stats



Jahlani Tavai 2024 Stats



Christian Ellis 2024 Stats



Scouting Reports

| | | | |
|-------------------------|--------------------------------|-------------------------|----------------------------|
| Ja'Whaun Bentley | <u>Draft:</u> 2018 NE 4.143 | <u>FA Year:</u> 2026 | <u>2025 Salary:</u> 7.3 |
|-------------------------|--------------------------------|-------------------------|----------------------------|

2-Year Statistical Profile

PFF Stats

| Year | PFF Gr | RD Gr | Cov Gr | PR Gr | Stops |
|------|--------------|---------------|---------------|--------------|-------------|
| 2023 | 65.8 - 48/89 | 67.7 - T47/89 | 59.7 - T55/84 | 63.8 - 40/74 | 39 - T33/89 |
| 2024 | | | | | |

PFF Tackling Stats

| Year | Tack Gr | MT % |
|------|---------------|--------------|
| 2023 | 57.2 - T60/89 | 13.4 - 65/89 |
| 2024 | | |

PFF Coverage Stats

| Year | Man Cov Gr | Zone Cov Gr |
|------|--------------|--------------|
| 2023 | 78.6 - 12/84 | 50.4 - 63/84 |
| 2024 | | |

| | | | |
|----------------------|--------------------------------|-------------------------|----------------------------|
| Jahlani Tavai | <u>Draft:</u> 2019 DET 2.43 | <u>FA Year:</u> 2028 | <u>2025 Salary:</u> 3.9 |
|----------------------|--------------------------------|-------------------------|----------------------------|

2-Year Statistical Profile

PFF Stats

| Year | PFF Gr | RD Gr | Cov Gr | PR Gr | Stops |
|------|---------------|--------------|--------------|---------------|-------------|
| 2023 | 86.6 - 4/89 | 86.2 - 7/89 | 82.7 - T8/84 | 63.5 - T41/74 | 35 - T40/89 |
| 2024 | 55.5 - T78/92 | 65.2 - 55/92 | 42.7 - 79/89 | 65.8 - 23/54 | 30 - T46/92 |

PFF Tackling Stats

PFF Coverage Stats

| Year | Tack Gr | MT % |
|------|---------------|--------------|
| 2023 | 68.6 - 38/89 | 9.6 - 40/89 |
| 2024 | 63.6 - T40/92 | 9.8 - T26/92 |

| Year | Man Cov Gr | Zone Cov Gr |
|------|---------------|--------------|
| 2023 | 78.1 - T14/84 | 79.9 - T8/84 |
| 2024 | 66.0 - 43/89 | 31.2 - 85/89 |

| | | | |
|-------------------------|--------------------------------|-------------------------|----------------------------|
| Christian Elliss | <u>Draft:</u> 2021 MIN UDFA | <u>FA Year:</u> 2025 | <u>2025 Salary:</u> RFA |
|-------------------------|--------------------------------|-------------------------|----------------------------|

2-Year Statistical Profile

PFF Stats

| Year | PFF Gr | RD Gr | Cov Gr | PR Gr | Stops |
|------|--------------|---------------|---------------|--------------|-------------|
| 2023 | | | | | |
| 2024 | 72.6 - 20/92 | 70.1 - T38/92 | 66.1 - T19/89 | 73.9 - 11/54 | 17 - T76/92 |

PFF Tackling Stats

| Year | Tack Gr | MT % |
|------|--------------|---------------|
| 2023 | | |
| 2024 | 70.2 - 22/92 | 10.5 - T34/92 |

PFF Coverage Stats

| Year | Man Cov Gr | Zone Cov Gr |
|------|--------------|--------------|
| 2023 | | |
| 2024 | 75.3 - 19/89 | 46.6 - 64/89 |

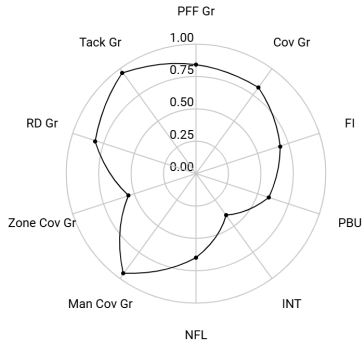
Cornerbacks

Salary Breakdown

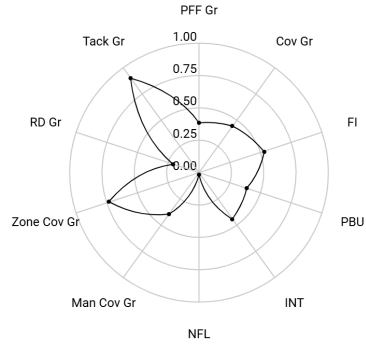
| Player | DOB (Age For 2025 Season) | Draft | 2025 | 2026 | 2027 | 2028+ |
|--------------------|---------------------------|----------------|-------------|-------------|-----------------|-----------|
| Jonathan Jones | 9/20/1993 (32) | 2016 NE UDFA | UFA | | | |
| Christian Gonzalez | 6/28/2002 (23) | 2023 NE 1.17 | 4.1 8.9 | 4.8 4.8 | 5th Year Option | 2028: UFA |
| Marcus Jones | 10/22/1998 (27) | 2022 NE 3.85 | 1.6 236K | UFA | | |
| Marcellas Dial | 12/6/2000 (25) | 2024 NE 6.180 | 1.0 159K | 1.1 106K | 1.2 53K | 2028: UFA |
| Alex Austin | 5/22/2001 (24) | 2023 BUF 7.252 | ERFA | | | |
| D.J. James | 3/5/2001 (24) | 2024 SEA 6.192 | | | | |
| Miles Battle | 1/4/2000 (25) | 2024 KC UDFA | | | | |

Statistical Breakdown

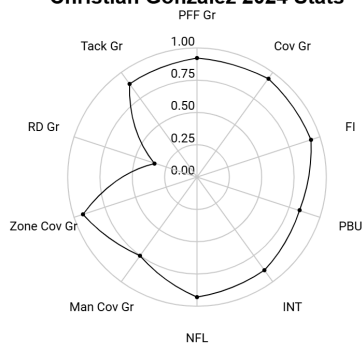
Jonathan Jones 2023 Stats



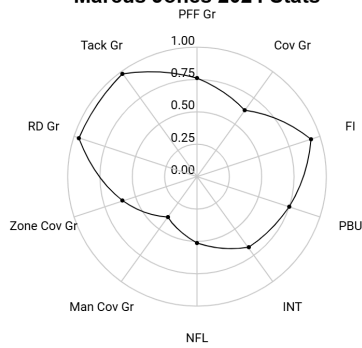
Jonathan Jones 2024 Stats



Christian Gonzalez 2024 Stats



Marcus Jones 2024 Stats



Scouting Reports

| | | | |
|-----------------------|-------------------------------|-------------------------|----------------------------|
| Jonathan Jones | <u>Draft:</u> 2016 NE UDFA | <u>FA Year:</u> 2025 | <u>2025 Salary:</u> UFA |
|-----------------------|-------------------------------|-------------------------|----------------------------|

2-Year Statistical Profile

PFF Stats

| Year | PFF Gr | Cov Gr | RD Gr | Tack Gr | FI |
|------|---------------|----------------|---------------|----------------|-------------|
| 2023 | 76.5 - 22/133 | 75.1 - 25/135 | 74.0 - 25/129 | 83.9 - 6/133 | 8 - T44/135 |
| 2024 | 60.7 - 80/128 | 61.1 - T72/127 | 55.2 - 92/115 | 75.9 - T13/128 | 6 - T61/127 |

| Year | PBU | INT | NFL | Man Cov Gr | Zone Cov Gr |
|------|-------------|-------------|-----------------|---------------|----------------|
| 2023 | 5 - T56/135 | 0 - T82/135 | 86.0 - 48/135 | 75.8 - 7/135 | 68.8 - 62/135 |
| 2024 | 3 - T79/127 | 0 - T72/127 | 146.6 - 126/127 | 50.5 - 78/127 | 72.9 - T35/127 |

| | | | |
|---------------------------|-------------------------------|-------------------------|----------------------------|
| Christian Gonzalez | <u>Draft:</u> 2023 NE 1.17 | <u>FA Year:</u> 2028 | <u>2025 Salary:</u> 4.1 |
|---------------------------|-------------------------------|-------------------------|----------------------------|

2-Year Statistical Profile

PFF Stats

| Year | PFF Gr | Cov Gr | RD Gr | Tack Gr | Fl |
|------|----------------|--------------|---------------|---------------|--------------|
| 2023 | | | | | |
| 2024 | 76.0 - T11/128 | 78.2 - 9/127 | 59.2 - 76/115 | 75.8 - 15/128 | 11 - T10/127 |

| Year | PBU | INT | NFL | Man Cov Gr | Zone Cov Gr |
|------|-------------|-------------|---------------|---------------|---------------|
| 2023 | | | | | |
| 2024 | 7 - T22/127 | 2 - T15/127 | 70.5 - 10/127 | 64.7 - 33/127 | 81.1 - 10/127 |

| | | | |
|---------------------|-------------------------------|-------------------------|----------------------------|
| Marcus Jones | <u>Draft:</u> 2022 NE 3.85 | <u>FA Year:</u> 2026 | <u>2025 Salary:</u> 1.6 |
|---------------------|-------------------------------|-------------------------|----------------------------|

2-Year Statistical Profile

PFF Stats

| Year | PFF Gr | Cov Gr | RD Gr | Tack Gr | Fl |
|------|----------------|----------------|--------------|--------------|--------------|
| 2023 | | | | | |
| 2024 | 70.2 - T32/128 | 67.1 - T48/127 | 88.2 - 6/115 | 82.7 - 4/128 | 11 - T10/127 |

| Year | PBU | INT | NFL | Man Cov Gr | Zone Cov Gr |
|------|-------------|-------------|---------------|---------------|---------------|
| 2023 | | | | | |
| 2024 | 6 - T33/127 | 1 - T42/127 | 92.4 - 63/127 | 50.3 - 79/127 | 68.0 - 51/127 |

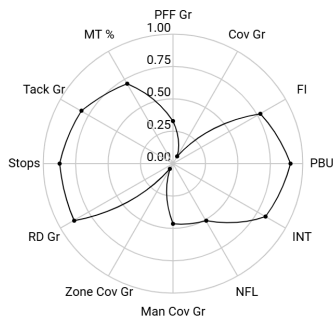
Safeties

Salary Breakdown

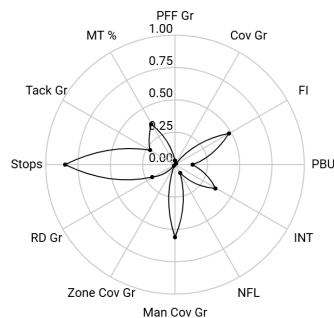
| Player | DOB (Age For 2025 Season) | Draft | 2025 | 2026 | 2027 | 2028+ |
|--|---------------------------|-------------------|--------------|--------------|-------------|-----------|
| Kyle Dugger <small>*Pot Out: 2026, 2 Yr, 32.0, 9.0 Dead Cap</small> | 3/22/1996 (29) | 2020 NE 2.37 | 15.5 23.3 | 17.0* 9.0 | 18.0 4.5 | 2028: UFA |
| Jabrill Peppers <small>*Pot Out: 2026, 2 Yr, 15.5, 3.0 Dead Cap</small> | 10/4/1995 (30) | 2017 CLE 1.25 | 7.0 7.0 | 8.3* 3.0 | 8.3 1.5 | 2028: UFA |
| Marte Mapu | 11/8/1999 (26) | 2023 NE 3.76 | 1.5 523K | 1.8 262K | UFA | |
| Jaylinn Hawkins | 8/25/1997 (28) | 2020 ATL 4.134 | UFA | | | |
| Brenden Schooler | 5/30/1997 (28) | 2022 NE UDFA | 2.7 1.4 | 3.0 950K | 3.3 475K | 2028: UFA |
| Dell Pettus | 6/2/2001 (24) | 2024 NE UDFA | 963K 6K | 1.1 3K | RFA | |
| Isaiah Bolden | 12/16/1999 (26) | 2023 NE 7.245 | ERFA | | | |
| Mark Perry | 5/30/2001 (24) | 2024 MIA UDFA | | | | |

Statistical Breakdown


Kyle Dugger 2023 Stats




Kyle Dugger 2024 Stats




Jabrill Peppers 2023 Stats




Jabrill Peppers 2024 Stats




Jaylinn Hawkins 2024 Stats



Marte Mapu 2024 Stats



Dell Pettus 2024 Stats



Scouting Reports

| | | | |
|--------------------|-------------------------------|-------------------------|-----------------------------|
| Kyle Dugger | <u>Draft:</u> 2020 NE 2.37 | <u>FA Year:</u> 2028 | <u>2025 Salary:</u> 15.5 |
|--------------------|-------------------------------|-------------------------|-----------------------------|

2-Year Statistical Profile

PFF Stats

| Year | PFF Gr | Cov Gr | RD Gr | FI |
|------|----------------|----------------|---------------|-------------|
| 2023 | 61.7 - 69/101 | 50.0 - 97/103 | 79.6 - 13/100 | 5 - T24/103 |
| 2024 | 44.3 - 102/104 | 34.8 - 104/104 | 59.7 - T77/95 | 2 - T55/104 |

| Year | PBU | INT | NFL | Man Cov Gr | Zone Cov Gr |
|------|-------------|-------------|----------------|----------------|----------------|
| 2023 | 5 - T11/103 | 2 - T19/103 | 88.5 - T52/103 | 62.5 - T56/103 | 41.8 - 99/103 |
| 2024 | 0 - T91/104 | 0 - T67/104 | 141.3 - 97/104 | 62.8 - 47/104 | 29.6 - 104/104 |

PFF Tackling Stats

| Year | Stops | Tack Gr | MT % |
|------|--------------|----------------|----------------|
| 2023 | 27 - 14/101 | 77.4 - 20/101 | 9.6 - 30/101 |
| 2024 | 26 - T17/104 | 53.8 - T82/104 | 14.1 - T67/104 |

| | | | |
|------------------------|--------------------------------|-------------------------|----------------------------|
| Jabrill Peppers | <u>Draft:</u> 2017 CLE 1.25 | <u>FA Year:</u> 2028 | <u>2025 Salary:</u> 7.0 |
|------------------------|--------------------------------|-------------------------|----------------------------|

2-Year Statistical Profile

PFF Stats

| Year | PFF Gr | Cov Gr | RD Gr | FI |
|------|--------------|---------------|--------------|-------------|
| 2023 | 87.3 - 5/101 | 83.2 - 10/103 | 90.7 - 2/100 | 6 - T13/103 |
| 2024 | 83.1 - 5/104 | 81.7 - 7/104 | 76.9 - 23/95 | 1 - T76/104 |

| Year | PBU | INT | NFL | Man Cov Gr | Zone Cov Gr |
|------|-------------|-------------|---------------|---------------|----------------|
| 2023 | 5 - T11/103 | 2 - T19/103 | 52.6 - 11/103 | 79.8 - 7/103 | 74.3 - 17/103 |
| 2024 | 1 - T65/104 | 1 - T35/104 | 39.2 - 1/104 | 74.3 - 10/104 | 67.8 - T20/104 |

PFF Tackling Stats

| Year | Stops | Tack Gr | MT % |
|------|--------------|---------------|----------------|
| 2023 | 28 - T11/101 | 59.5 - 65/101 | 14.3 - T88/101 |
| 2024 | 9 - T76/104 | 76.7 - 28/104 | 7.3 - 21/104 |

| | | | |
|------------------------|---------------------------------|-------------------------|----------------------------|
| Jaylinn Hawkins | <u>Draft:</u> 2020 ATL 4.134 | <u>FA Year:</u> 2025 | <u>2025 Salary:</u> UFA |
|------------------------|---------------------------------|-------------------------|----------------------------|

2-Year Statistical Profile

PFF Stats

| Year | PFF Gr | Cov Gr | RD Gr | FI |
|------|--------|--------|-------|----|
| 2023 | | | | |

| | | | | |
|------|----------------|---------------|--------------|-------------|
| 2024 | 60.1 - T71/104 | 56.3 - 72/104 | 69.3 - 52/95 | 1 - T76/104 |
|------|----------------|---------------|--------------|-------------|

| Year | PBU | INT | NFL | Man Cov Gr | Zone Cov Gr |
|------|-------------|-------------|----------------|---------------|---------------|
| 2023 | | | | | |
| 2024 | 1 - T65/104 | 0 - T67/104 | 138.4 - 96/104 | 62.2 - 48/104 | 53.5 - 86/104 |

PFF Tackling Stats

| Year | Stops | Tack Gr | MT % |
|------|-------------|---------------|----------------|
| 2023 | | | |
| 2024 | 4 - T96/104 | 61.5 - 62/104 | 14.3 - T70/104 |

| | | | |
|-------------------|-------------------------------|-------------------------|----------------------------|
| Marte Mapu | <u>Draft:</u> 2023 NE 3.76 | <u>FA Year:</u> 2027 | <u>2025 Salary:</u> 1.5 |
|-------------------|-------------------------------|-------------------------|----------------------------|

2-Year Statistical Profile

PFF Stats

| Year | PFF Gr | Cov Gr | RD Gr | FI |
|------|---------------|---------------|--------------|-------------|
| 2023 | | | | |
| 2024 | 64.1 - 53/104 | 62.7 - 44/104 | 59.3 - 82/95 | 5 - T16/104 |

| Year | PBU | INT | NFL | Man Cov Gr | Zone Cov Gr |
|------|-------------|-------------|---------------|---------------|---------------|
| 2023 | | | | | |
| 2024 | 4 - T19/104 | 1 - T35/104 | 77.5 - 22/104 | 71.8 - 15/104 | 49.5 - 93/104 |

PFF Tackling Stats

| Year | Stops | Tack Gr | MT % |
|------|--------------|---------------|---------------|
| 2023 | | | |
| 2024 | 10 - T70/104 | 45.9 - 95/104 | 19.6 - 98/104 |

| | | | |
|--------------------|-------------------------------|-------------------------|-----------------------------|
| Dell Pettus | <u>Draft:</u> 2024 NE UDFA | <u>FA Year:</u> 2027 | <u>2025 Salary:</u> 963K |
|--------------------|-------------------------------|-------------------------|-----------------------------|

2-Year Statistical Profile

PFF Stats

| Year | PFF Gr | Cov Gr | RD Gr | FI |
|------|----------------|----------------|---------------|-------------|
| 2023 | | | | |
| 2024 | 73.9 - T19/104 | 72.1 - T17/104 | 69.4 - T49/95 | 2 - T55/104 |

| Year | PBU | INT | NFL | Man Cov Gr | Zone Cov Gr |
|------|-------------|-------------|---------------|---------------|---------------|
| 2023 | | | | | |
| 2024 | 2 - T45/104 | 0 - T67/104 | 77.7 - 23/104 | 69.0 - 25/104 | 71.5 - 18/104 |

PFF Tackling Stats

| Year | Stops | Tack Gr | MT % |
|------|-------------|---------------|-------------|
| 2023 | | | |
| 2024 | 9 - T76/104 | 83.9 - 12/104 | 3.6 - 4/104 |

Intro to the Gridiron Grades Google Sheets Database

Looking for more? Sign up for the Gridiron Grades Google Sheet Database!

<https://forms.gle/h8ck1uTBqnzzS4mb8>

The Gridiron Grades Google Sheet Database is the perfect way to follow the NFL this offseason! It will keep you up to date on free agency rumors, mock drafts, and provide background information on teams and players around the league.

Here is an introduction to the features provided on the Google Sheets Database:

You can choose to sign up for a specific team's database or the NFL database (which is a combination of all 32 teams' database)

Each team database features the following:

Free Agency Articles This feature is where you can find free agency articles to read this offseason.

NFL Draft Articles This feature is where you can find mock drafts and NFL draft articles to read throughout draft season.

Offseason/Training Camp Articles This feature is where you can find offseason articles to read post draft.

Player Profiles Each player profile will include background info like age & draft status, contract details, 2023+2024 stats/ranks, and 2023+2024 stats chart (same as what is found in this guide). These player profiles will also expand to include Gridiron Grades community consensus ratings and position specific trait consensus ratings.

Position Group Breakdowns The position group breakdowns that are found on this guide will also be found here. They will include players' date of birth, age, draft status, and a year-by-year salary breakdown. This page will also include 2023 & 2024 player stat charts for players at that position.

2024 Team Stats This will include a variety of offensive and defensive stats. This includes basic stats like yards and points per game but also advanced stats from sites like Next Gen Stats, Pro Football Focus, and RBSDM.

2024 Snap Counts Snap count percentages for each player.