



# **Houston Texans Gridiron Grades 2025 Offseason Guide**

Sign Up for the Gridiron Grades Google Sheets Database to follow the offseason:

<https://forms.gle/h8ck1uTBqzzS4mb8>

## Intro to Gridiron Grades

We are currently working to create a community-focused website designed for football enthusiasts called Gridiron Grades!

The website will look to provide a platform for users to create, share, and view NFL player ratings, scouting reports, and NFL Draft prospect rankings.

Currently the Gridiron Grades website is in the development process, but we are expecting to have the site launched and available for users to access soon!

Here is a summary of the websites five main features:

**Rate Your Favorite Team** The rate your favorite team feature allows users to give their very own quick hitting analysis of their favorite team for every game as they will be asked to provide ratings on a scale of 1-10 on every player's performance from that week. Didn't watch the game closely enough to rate every offensive and defensive player? No worries! Users will not only have a "Mark Unsure" option but will also be given a filter option to select which side of the ball or position groups they would like to rate that week.

**Player Ratings** The player ratings feature gives users the opportunity to provide their own personal ratings for players all across the NFL as well as NFL Draft prospects.

**Scouting Reports** Users can create and publish their very own detailed scouting reports for NFL Draft prospects and NFL players from all 32 teams. Users can choose from templates from the Scouting Academy, PFF, SIS Sports, or create their own. The user will grade the player on many different aspects of their position. This can include anything from a quarterback's pocket awareness to a safety's awareness in zone coverage.

**Draft Board** Users can create their very own NFL Draft big board and position rankings as well as view the community rankings with this feature.

**Community** Community aggregated ratings will be created using submissions from all users that will be accessible in the community feature. Users will also be able to access the work of paid contributors on the community feature as they will be able to select up to 15 of their favorite contributors to show up on this page where they will be able to quickly access their scouting reports.

To stay up to date on when the website will be available sign up for Gridiron Grades Google Sheet Database which will also keep you up to date on free agency rumors, mock drafts, and provide background information on teams and players around the league.

<https://forms.gle/h8ck1uTBqnzzS4mb8>



Read more about the Gridiron Grades Google Sheet Database at the end of this offseason guide!

# Quarterbacks

## Salary Breakdown

| Player       | DOB (Age For 2025 Season) | Draft         | 2025           | 2026         | 2027          | 2028+     |
|--------------|---------------------------|---------------|----------------|--------------|---------------|-----------|
| C.J. Stroud  | 10/3/2001 (24)            | 2023 HOU 1.2  | 9.9<br>21.4    | 11.5<br>11.5 | 5th Yr Option | 2028: UFA |
| Davis Mills  | 10/21/1998 (27)           | 2021 HOU 3.67 | 4.9<br>3.3     | UFA          |               |           |
| Case Keenum  | 2/17/1988 (37)            | 2012 HOU UDFA | UFA            |              |               |           |
| Kedon Slovis | 4/11/2001 (24)            | 2024 IND UDFA | Practice Squad |              |               |           |

## Statistical Breakdown



## Scouting Reports

|                    |                               |                         |                            |
|--------------------|-------------------------------|-------------------------|----------------------------|
| <b>C.J. Stroud</b> | <u>Draft:</u><br>2023 HOU 1.2 | <u>FA Year:</u><br>2028 | <u>2025 Salary:</u><br>9.9 |
|--------------------|-------------------------------|-------------------------|----------------------------|

## 2-Year Statistical Profile

| Year | EPA/Play      | Success Rate  | CPOE         | PFF Gr        |
|------|---------------|---------------|--------------|---------------|
| 2023 | .124 - 13/45  | 47.3% - 17/45 | 0.2 - 13/45  | 83.0 - T12/45 |
| 2024 | -.007 - 30/45 | 42.4% - 34/45 | -1.7 - 35/45 | 78.9 - 14/44  |

### PFF Passing Stats

| Year | Pass Yds      | Pass TDs    | INT         | ADJ %        | ADOT         |
|------|---------------|-------------|-------------|--------------|--------------|
| 2023 | 4,108 - 8/45  | 23 - T13/45 | 5 - T9/45   | 73.9 - 29/45 | 9.4 - 4/45   |
| 2024 | 3,727 - 15/44 | 20 - 15/44  | 12 - T34/44 | 72.3 - 35/44 | 8.6 - T13/44 |

| Year | BTT         | BTT %       | TWP         | TWP %        |
|------|-------------|-------------|-------------|--------------|
| 2023 | 23 - 16/45  | 4.3 - 21/45 | 17 - T29/45 | 2.9 - T18/45 |
| 2024 | 23 - T11/44 | 4.1 - 18/44 | 16 - T30/44 | 2.4 - T11/44 |

### PFF Pressure Stats

| Year | Under Pr. PFF Gr | P2S %        |
|------|------------------|--------------|
| 2023 | 49.4 - 27/43     | 19.6 - 30/45 |
| 2024 | 62.1 - 12/44     | 22.1 - 32/44 |

### Rushing Stats

| Year | Rush Yds | Rush TDs |
|------|----------|----------|
| 2023 | 167 - 20 | 3 - T11  |
| 2024 | 233 - 18 | 0 - T37  |

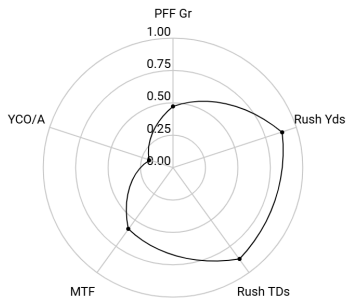
# Running Backs

## Salary Breakdown

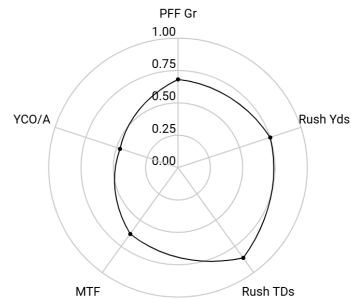
| Player   | DOB (Age For 2025 Season) | Draft             | 2025        | 2026         | 2027 | 2028+ |
|--|---------------------------|-------------------|-------------|--------------|------|-------|
| Joe Mixon<br><small>*Pot Out: 2026, 2 Yr, 17.0, 2.0 Dead Cap</small> | 7/24/1996<br>(29)         | 2017 CIN<br>2.48  | 9.5<br>8.0  | 10.5*<br>2.0 | UFA  |       |
| Dare Ogunbowale  | 5/4/1994<br>(31)          | 2017 HOU<br>UDFA  | UFA         |              |      |       |
| Dameon Pierce  | 2/19/2000<br>(25)         | 2022 HOU<br>4.107 | 1.3<br>204K | UFA          |      |       |
| J.J. Taylor  | 1/4/1998<br>(27)          | 2020 NE<br>UDFA   | RFA         |              |      |       |
| British Brooks   | 11/18/1999<br>(26)        | 2024 HOU<br>UDFA  | 965K<br>10K | 1.1<br>5K    | RFA  |       |
| Jawhar Jordan  | 8/18/1999<br>(26)         | 2024 HOU<br>6.205 |             |              |      |       |

## Statistical Breakdown

Joe Mixon 2023 Stats



Joe Mixon 2024 Stats



## Scouting Reports

|                  |                                |                         |                            |
|------------------|--------------------------------|-------------------------|----------------------------|
| <b>Joe Mixon</b> | <u>Draft:</u><br>2017 CIN 2.48 | <u>FA Year:</u><br>2027 | <u>2025 Salary:</u><br>9.5 |
|------------------|--------------------------------|-------------------------|----------------------------|

## 2-Year Statistical Profile

### PFF Rushing Stats

| Year | PFF Gr       | Rush Yds      | Rush TDs   | MTF         | YCO/A         |
|------|--------------|---------------|------------|-------------|---------------|
| 2023 | 71.1 - 34/63 | 1,034 - 8/63  | 9 - T9/63  | 31 - T27/63 | 2.51 - T52/63 |
| 2024 | 75.1 - 19/57 | 1,016 - 15/57 | 11 - T9/57 | 37 - T22/57 | 2.92 - 31/57  |

### Receiving Stats

| Year | Rec Yds  | Rec TDs |
|------|----------|---------|
| 2023 | 376 - 12 | 3 - T9  |
| 2024 | 309 - 19 | 1 - T19 |

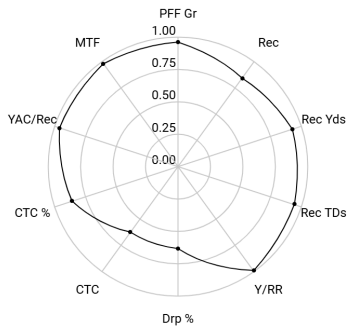
# Wide Receivers

## Salary Breakdown

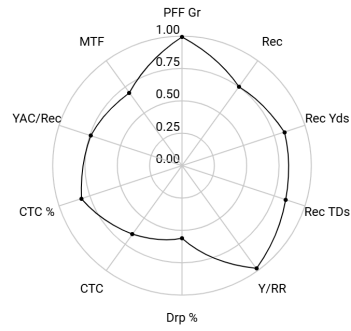
| Player  | DOB (Age For 2025 Season) | Draft             | 2025                    | 2026               | 2027                | 2028+                 |
|---|---------------------------|-------------------|-------------------------|--------------------|---------------------|-----------------------|
| Robert Woods  | 4/10/1992<br>(33)         | 2013 BUF<br>2.41  | UFA                     |                    |                     |                       |
| Nico Collins<br><small>*Pot out: 2027, 3 Yr, 54.0, 4.3<br/>Dead Cap</small> | 3/19/1999<br>(26)         | 2021 HOU<br>3.89  | 18.4<br><b>26.3</b>     | 24.9<br><b>8.5</b> | 26.1*<br><b>4.3</b> | 2028: UFA             |
| Stefon Diggs  | 11/29/1993<br>(32)        | 2015 MIN<br>5.146 | UFA<br><b>16.6 Void</b> | <b>4.2 Void</b>    | <b>4.2 Void</b>     | 2028: <b>4.2 Void</b> |
| John Metchie  | 7/18/2000<br>(25)         | 2022 HOU<br>2.44  | 2.6<br><b>762K</b>      | UFA                |                     |                       |
| Tank Dell   | 10/29/1999<br>(26)        | 2023 HOU<br>3.69  | 1.6<br><b>569K</b>      | 1.8<br><b>284K</b> | UFA                 |                       |
| Xavier Hutchinson   | 6/1/2000<br>(25)          | 2023 HOU<br>6.205 | 1.1<br><b>82K</b>       | 1.2<br><b>41K</b>  | UFA                 |                       |
| Xavier Johnson  | 5/11/1999<br>(26)         | 2024 BUF<br>UDFA  |                         |                    |                     |                       |
| Johnny Johnson  | 5/4/1999<br>(26)          | 2022 HOU<br>UDFA  |                         |                    |                     |                       |
| Jared Wayne   | 10/7/2000<br>(25)         | 2023 HOU<br>UDFA  |                         |                    |                     |                       |
| Dennis Houston  | 4/24/1999<br>(26)         | 2022 DAL<br>UDFA  |                         |                    |                     |                       |
| Diontae Johnson   | 7/5/1996<br>(29)          | 2019 PIT<br>3.66  | UFA                     |                    |                     |                       |
| Jaxon Janke   | 11/10/1999                | 2024 HOU<br>UDFA  | Practice Squad          |                    |                     |                       |

# Statistical Breakdown

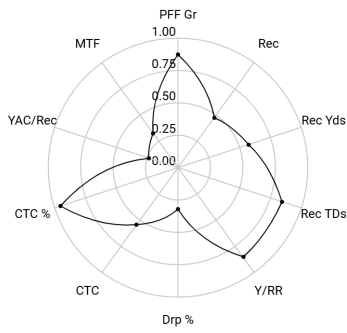
**Nico Collins 2023 Stats**



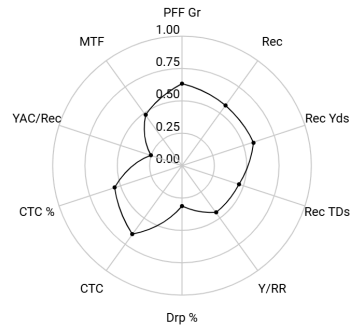
**Nico Collins 2024 Stats**



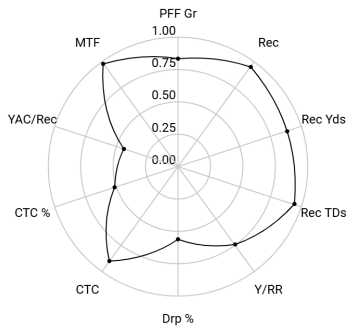
**Tank Dell 2023 Stats**



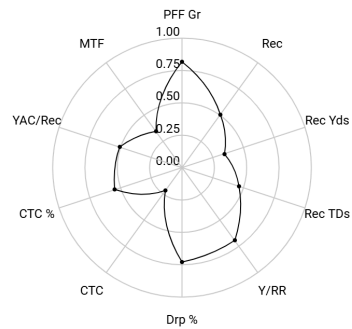
**Tank Dell 2024 Stats**



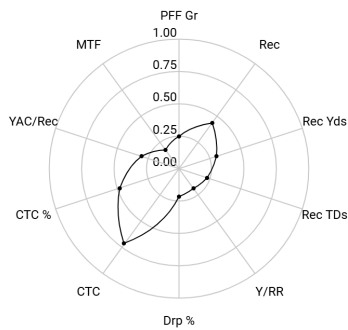
**Stefon Diggs 2023 Stats**



**Stefon Diggs 2024 Stats**

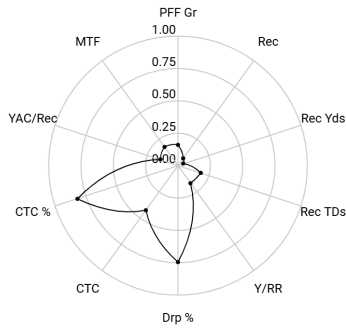


**Robert Woods 2023 Stats**





**John Metchie III 2024 Stats**



# Scouting Reports

|                     |                                |                         |                             |
|---------------------|--------------------------------|-------------------------|-----------------------------|
| <b>Nico Collins</b> | <u>Draft:</u><br>2021 HOU 3.89 | <u>FA Year:</u><br>2028 | <u>2025 Salary:</u><br>18.4 |
|---------------------|--------------------------------|-------------------------|-----------------------------|

## 2-Year Statistical Profile

### PFF Receiving Stats

| Year | PFF Gr       | Rec          | Rec Yds        | Rec TDs     | Y/RR         |
|------|--------------|--------------|----------------|-------------|--------------|
| 2023 | 91.0 - 5/102 | 80 - 17/102  | 1,297 - 8/102  | 8 - T7/102  | 3.1 - 2/102  |
| 2024 | 91.6 - 2/110 | 68 - T28/110 | 1,006 - 19/110 | 7 - T18/110 | 2.87 - 3/110 |

### PFF Catching Stats

| Year | Drp %         | CTC         | CTC %          |
|------|---------------|-------------|----------------|
| 2023 | 4.8 - T38/102 | 7 - T39/102 | 53.8 - T15/102 |
| 2024 | 5.6 - T49/110 | 9 - T39/110 | 50.0 - T21/110 |

### PFF After the Catch Stats

| Year | YAC/Rec       | MTF         |
|------|---------------|-------------|
| 2023 | 6.9 - 5/102   | 21 - T3/102 |
| 2024 | 5.3 - T29/110 | 8 - T35/110 |

|                  |                                |                         |                            |
|------------------|--------------------------------|-------------------------|----------------------------|
| <b>Tank Dell</b> | <u>Draft:</u><br>2023 HOU 3.69 | <u>FA Year:</u><br>2027 | <u>2025 Salary:</u><br>1.6 |
|------------------|--------------------------------|-------------------------|----------------------------|

## 2-Year Statistical Profile

### PFF Receiving Stats

| Year | PFF Gr        | Rec          | Rec Yds      | Rec TDs     | Y/RR           |
|------|---------------|--------------|--------------|-------------|----------------|
| 2023 | 83.4 - 14/102 | 47 - 54/102  | 709 - 45/102 | 7 - T17/102 | 2.22 - 16/102  |
| 2024 | 73.1 - 41/110 | 51 - T48/110 | 667 - 47/110 | 3 - T60/110 | 1.49 - T62/110 |

### PFF Catching Stats

| Year | Drp %         | CTC         | CTC %          |
|------|---------------|-------------|----------------|
| 2023 | 7.8 - T70/102 | 6 - T47/102 | 60.0 - 6/102   |
| 2024 | 8.9 - T77/110 | 9 - T39/110 | 50.0 - T51/110 |

### PFF After the Catch Stats

| Year | YAC/Rec       | MTF         |
|------|---------------|-------------|
| 2023 | 3.1 - T79/102 | 3 - T70/102 |
| 2024 | 3.2 - T83.110 | 4 - T58/110 |

|                     |                                 |                         |                                      |
|---------------------|---------------------------------|-------------------------|--------------------------------------|
| <b>Stefon Diggs</b> | <u>Draft:</u><br>2015 MIN 5.146 | <u>FA Year:</u><br>2025 | <u>2025 Salary:</u><br>UFA 16.6 Void |
|---------------------|---------------------------------|-------------------------|--------------------------------------|

## 2-Year Statistical Profile

### PFF Receiving Stats

| Year | PFF Gr        | Rec          | Rec Yds        | Rec TDs     | Y/RR           |
|------|---------------|--------------|----------------|-------------|----------------|
| 2023 | 81.1 - 18/102 | 107 - 6/102  | 1,183 - 13/102 | 8 - T7/102  | 1.99 - 27/102  |
| 2024 | 79.0 - 21/110 | 47 - T55/110 | 496 - 73/110   | 3 - T60/110 | 1.84 - T35/110 |

### PFF Catching Stats

| Year | Drp %         | CTC          | CTC %          |
|------|---------------|--------------|----------------|
| 2023 | 5.3 - T46/102 | 12 - T11/102 | 41.4 - 51/102  |
| 2024 | 4.1 - T31/110 | 3 - T87/110  | 50.0 - T51/110 |

### PFF After the Catch Stats

| Year | YAC/Rec       | MTF         |
|------|---------------|-------------|
| 2023 | 3.8 - T58/102 | 21 - T3/102 |
| 2024 | 4.0 - T55/110 | 3 - T73/110 |

|                     |                                |                         |                            |
|---------------------|--------------------------------|-------------------------|----------------------------|
| <b>Robert Woods</b> | <u>Draft:</u><br>2013 BUF 2.41 | <u>FA Year:</u><br>2025 | <u>2025 Salary:</u><br>UFA |
|---------------------|--------------------------------|-------------------------|----------------------------|

## 2-Year Statistical Profile

### PFF Receiving Stats

| Year | PFF Gr        | Rec          | Rec Yds      | Rec TDs     | Y/RR         |
|------|---------------|--------------|--------------|-------------|--------------|
| 2023 | 61.3 - 77/102 | 40 - T59/102 | 426 - 72/102 | 1 - T80/102 | 102 - 84/102 |

|      |  |  |  |  |  |
|------|--|--|--|--|--|
| 2024 |  |  |  |  |  |
|------|--|--|--|--|--|

**PFF Catching Stats**

| Year | Drp %        | CTC         | CTC %          |
|------|--------------|-------------|----------------|
| 2023 | 9.1 - 81/102 | 8 - T30/102 | 40.0 - T54/102 |
| 2024 |              |             |                |

**PFF After the Catch Stats**

| Year | YAC/Rec       | MTF         |
|------|---------------|-------------|
| 2023 | 3.3 - T72/102 | 1 - T85/102 |
| 2024 |               |             |

|                         |                                |                         |                            |
|-------------------------|--------------------------------|-------------------------|----------------------------|
| <b>John Metchie III</b> | <u>Draft:</u><br>2022 HOU 2.44 | <u>FA Year:</u><br>2026 | <u>2025 Salary:</u><br>2.6 |
|-------------------------|--------------------------------|-------------------------|----------------------------|

**2-Year Statistical Profile**

**PFF Receiving Stats**

| Year | PFF Gr        | Rec           | Rec Yds       | Rec TDs     | Y/RR          |
|------|---------------|---------------|---------------|-------------|---------------|
| 2023 |               |               |               |             |               |
| 2024 | 60.2 - 93/110 | 24 - T103/110 | 254 - 106/110 | 1 - T91/110 | 1.05 - 93/110 |

**PFF Catching Stats**

| Year | Drp %         | CTC         | CTC %          |
|------|---------------|-------------|----------------|
| 2023 |               |             |                |
| 2024 | 4.0 - T29/110 | 6 - T64/110 | 60.0 - T21/110 |

**PFF After the Catch Stats**



| Year | YAC/Rec       | MTF         |
|------|---------------|-------------|
| 2023 |               |             |
| 2024 | 2.7 - T95/110 | 1 - T91/110 |

# Tight Ends

## Salary Breakdown

| Player  | DOB (Age For 2025 Season) | Draft             | 2025         | 2026         | 2027        | 2028+     |
|---|---------------------------|-------------------|--------------|--------------|-------------|-----------|
| Dalton Schultz<br><small>*Pot Out: 2026, 2 Yr, 24.5, 2.5 Dead Cap</small> | 7/11/1998<br>(27)         | 2018 DAL<br>4.137 | 14.0<br>16.0 | 14.0*<br>2.5 | UFA         |           |
| Brevin Jordan   | 7/16/2000<br>(25)         | 2021 HOU<br>5.147 | 2.0<br>700K  | UFA          |             |           |
| Cade Stover   | 6/12/2000<br>(25)         | 2024 HOU<br>4.123 | 1.1<br>554K  | 1.3<br>369K  | 1.4<br>185K | 2028: UFA |
| Teagan Quitoriano   | 3/15/2000<br>(25)         | 2022 HOU<br>5.170 |              |              |             |           |
| Dalton Keene  | 4/14/1999<br>(26)         | 2020 NE<br>3.101  | ERFA         |              |             |           |
| Irv Smith   | 8/9/1998<br>(27)          | 2019 MIN<br>2.50  |              |              |             |           |

## Statistical Breakdown



## Scouting Reports

|                       |                                 |                         |                             |
|-----------------------|---------------------------------|-------------------------|-----------------------------|
| <b>Dalton Schultz</b> | <u>Draft:</u><br>2018 DAL 4.137 | <u>FA Year:</u><br>2027 | <u>2025 Salary:</u><br>14.0 |
|-----------------------|---------------------------------|-------------------------|-----------------------------|

## 2-Year Statistical Profile

### PFF Receiving Stats

| Year | PFF Gr       | Rec         | Rec Yds     | Rec TDs    | Y/RR          |
|------|--------------|-------------|-------------|------------|---------------|
| 2023 | 72.8 - 11/46 | 59 - T12/46 | 635 - 12/46 | 5 - T7/46  | 1.47 - 13/46  |
| 2024 | 61.4 - 31/45 | 53 - 15/45  | 532 - 16/45 | 2 - T21/45 | 1.04 - T36/45 |

| Year | Drp %       | CTC        | CTC %        | YAC/Rec      | MTF        |
|------|-------------|------------|--------------|--------------|------------|
| 2023 | 6.3 - 28/46 | 4 - T19/46 | 36.4 - 33/46 | 4.3 - T28/46 | 13 - 8/46  |
| 2024 | 3.6 - 22/45 | 8 - T12/45 | 47.1 - 33/45 | 4.1 - 35/45  | 6 - T16/45 |

### PFF Blocking Stats

| Year | RB Gr        | PB Gr        |
|------|--------------|--------------|
| 2023 | 63.2 - 13/91 | 64.4 - 45/91 |
| 2024 | 55.0 - 52/87 | 47.4 - 56/63 |

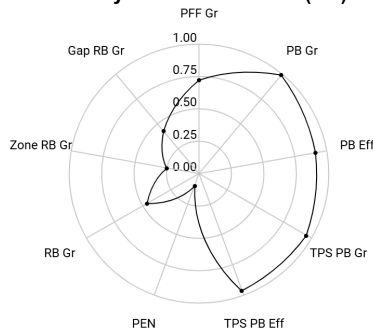
# Offensive Tackles

## Salary Breakdown

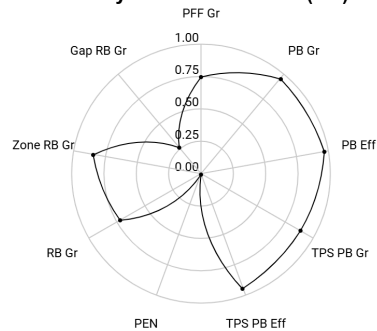
| Player   | DOB (Age For 2025 Season) | Draft          | 2025          | 2026         | 2027            | 2028+          |
|--|---------------------------|----------------|---------------|--------------|-----------------|----------------|
| Laremy Tunsil<br><small>*Pot Out: 2026, 3 Yr, 72.1, 7.5 Dead Cap</small> | 8/2/1994 (31)             | 2016 MIA 1.13  | 28.9<br>25.0  | 28.9*<br>7.5 | UFA             |                |
| Tytus Howard<br><small>*Pot Out: 2025, 2 Yr, 34.9, 21.1 Dead Cap</small> | 5/23/1996 (29)            | 2019 HOU 1.23  | 23.1*<br>21.1 | 25.1<br>12.2 | UFA<br>5.2 Void | 2028: 2.6 Void |
| Blake Fisher   | 3/25/2003 (22)            | 2024 HOU 2.59  | 1.5<br>2.4    | 1.8<br>864K  | 2.1<br>404K     | 2028: UFA      |
| Nick Broeker   | 10/7/2000 (25)            | 2023 BUF 7.230 | 1.0           | 1.1          | UFA             |                |
| Zach Thomas  | 5/26/1998 (27)            | 2022 CHI 6.186 | RFA           |              |                 |                |
| LaDarius Henderson   | 12/11/2001 (24)           | 2024 HOU 7.249 | 981K<br>63K   | 1.1<br>42K   | 1.2<br>21K      | 2028: UFA      |
| Austin Deculus   | 3/12/1999 (26)            | 2022 HOU 6.205 |               |              |                 |                |
| Kilian Zierer  | 2/24/2000 (25)            | 2023 HOU UDFA  |               |              |                 |                |

## Statistical Breakdown

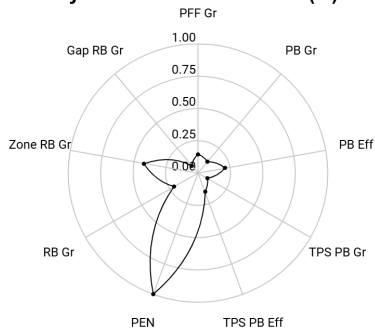
Laremy Tunsil 2023 Stats (OT)



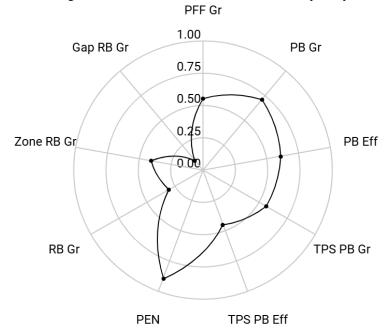
Laremy Tunsil 2024 Stats (OT)



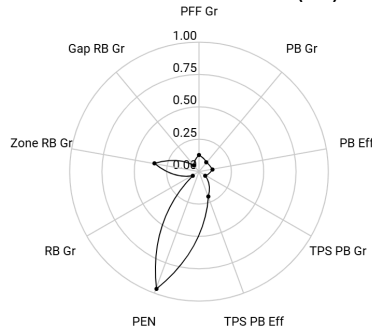
**Tytus Howard 2023 Stats (G)**



**Tytus Howard 2024 Stats (OT)**



**Blake Fisher 2024 Stats (OT)**



## Scouting Reports

|                      |                                |                         |                             |
|----------------------|--------------------------------|-------------------------|-----------------------------|
| <b>Laremy Tunsil</b> | <u>Draft:</u><br>2016 MIA 1.13 | <u>FA Year:</u><br>2027 | <u>2025 Salary:</u><br>28.9 |
|----------------------|--------------------------------|-------------------------|-----------------------------|

## 2-Year Statistical Profile

### PFF Stats

| Year | PFF Gr       | PEN             | PB Gr        | PB Eff       |
|------|--------------|-----------------|--------------|--------------|
| 2023 | 73.4 - 26/89 | 10 (0) - T81/89 | 73.4 - 26/90 | 97.6 - T9/90 |
| 2024 | 76.5 - 23/87 | 19 - 87/87      | 88.6 - 5/87  | 98.3 - T4/87 |

### PFF Run Block Stats

| Year | RB Gr | Zone RB Gr | Gap RB Gr |
|------|-------|------------|-----------|
|------|-------|------------|-----------|



|      |              |              |              |
|------|--------------|--------------|--------------|
| 2023 | 60.5 - 48/87 | 58.0 - 66/87 | 58.0 - 51/87 |
| 2024 | 73.6 - 24/83 | 83.4 - 14/83 | 56.5 - 62/83 |

### True Pass Sets

| Year | TPS PB Gr     | TPS PB Eff   |
|------|---------------|--------------|
| 2023 | 78.2 - 5/90   | 96.9 - T4/90 |
| 2024 | 80.4 - T11/87 | 97.3 - T6/87 |

|                     |                                |                         |                             |
|---------------------|--------------------------------|-------------------------|-----------------------------|
| <b>Tytus Howard</b> | <u>Draft:</u><br>2019 HOU 1.23 | <u>FA Year:</u><br>2027 | <u>2025 Salary:</u><br>23.1 |
|---------------------|--------------------------------|-------------------------|-----------------------------|

## 2-Year Statistical Profile

### PFF Stats

| Year     | PFF Gr       | PEN           | PB Gr         | PB Eff        |
|----------|--------------|---------------|---------------|---------------|
| 2023 (G) | 46.8 - 76/88 | 0 (0) - T1/88 | 38.9 - T76/85 | 95.8 - T68/85 |
| 2024     | 70.5 - 40/87 | 2 - T10/87    | 76.2 - T26/87 | 96.8 - T35/87 |

### PFF Run Block Stats

| Year | RB Gr         | Zone RB Gr   | Gap RB Gr    |
|------|---------------|--------------|--------------|
| 2023 | 49.6 - T68/85 | 59.1 - 50/85 | 41.9 - 80/85 |
| 2024 | 58.9 - 59/83  | 64.1 - 50/83 | 46.9 - 76/83 |

### True Pass Sets

| Year | TPS PB Gr    | TPS PB Eff    |
|------|--------------|---------------|
| 2023 | 19.1 - 79/85 | 92.8 - T73/85 |
| 2024 | 65.9 - 39/87 | 93.9 - 49/87  |

|                     |                                |                         |                            |
|---------------------|--------------------------------|-------------------------|----------------------------|
| <b>Blake Fisher</b> | <u>Draft:</u><br>2024 HOU 2.59 | <u>FA Year:</u><br>2028 | <u>2025 Salary:</u><br>1.5 |
|---------------------|--------------------------------|-------------------------|----------------------------|

## 2-Year Statistical Profile

### PFF Stats

| Year | PFF Gr       | PEN       | PB Gr        | PB Eff       |
|------|--------------|-----------|--------------|--------------|
| 2023 |              |           |              |              |
| 2024 | 50.4 - 77/87 | 1 - T4/87 | 48.3 - 80/87 | 94.8 - 79/87 |

### PFF Run Block Stats

| Year | RB Gr        | Zone RB Gr   | Gap RB Gr    |
|------|--------------|--------------|--------------|
| 2023 |              |              |              |
| 2024 | 49.1 - 79/83 | 61.2 - 55/83 | 44.6 - 79/83 |

### True Pass Sets

| Year | TPS PB Gr    | TPS PB Eff   |
|------|--------------|--------------|
| 2023 |              |              |
| 2024 | 34.4 - 83/87 | 92.0 - 70/87 |

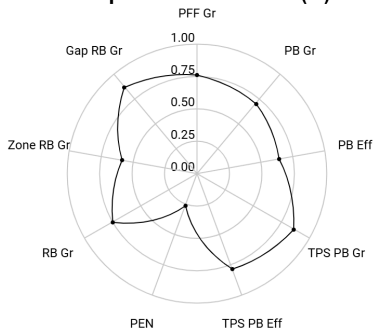
# Guards

## Salary Breakdown

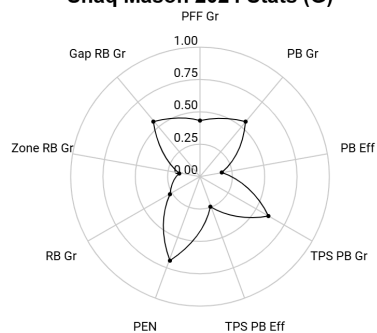
| Player   | DOB (Age For 2025 Season) | Draft             | 2025              | 2026               | 2027            | 2028+          |
|--|---------------------------|-------------------|-------------------|--------------------|-----------------|----------------|
| Shaq Mason<br><small>*Pot Out: 2025, 2 Yr, 22.0, 12.5 Dead Cap</small> | 8/28/1993<br>(32)         | 2015 NE<br>4.131  | 14.7*<br>12.5     | 15.1<br>7.3        | UFA<br>3.2 Void | 2028: 1.6 Void |
| Kenyon Green   | 3/15/2001<br>(24)         | 2022 HOU<br>1.15  | 5.1<br>5.1        | 5th Year<br>Option | UFA             |                |
| Kendrick Green   | 12/22/1998<br>(27)        | 2021 PIT<br>3.87  | UFA               |                    |                 |                |
| Jarrett Patterson  | 9/1/1999<br>(26)          | 2023 HOU<br>6.201 | 1.1<br>85K        | 1.2<br>42K         | UFA             |                |
| Tremayne Anchrum   | 6/24/1998                 | 2020 LAR<br>7.250 | Practice<br>Squad |                    |                 |                |

## Statistical Breakdown

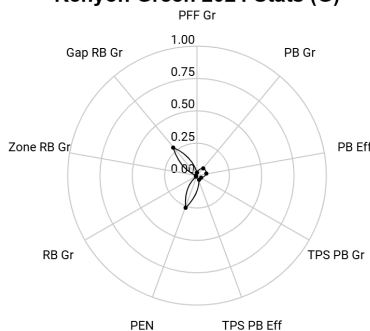
Shaq Mason 2023 Stats (G)



Shaq Mason 2024 Stats (G)



Kenyon Green 2024 Stats (G)



# Scouting Reports

|                   |                                |                         |                             |
|-------------------|--------------------------------|-------------------------|-----------------------------|
| <b>Shaq Mason</b> | <u>Draft:</u><br>2015 NE 4.131 | <u>FA Year:</u><br>2027 | <u>2025 Salary:</u><br>14.7 |
|-------------------|--------------------------------|-------------------------|-----------------------------|

## 2-Year Statistical Profile

### PFF Stats

| Year | PFF Gr       | PEN            | PB Gr        | PB Eff        |
|------|--------------|----------------|--------------|---------------|
| 2023 | 66.5 - 22/88 | 5 (0) - T66/88 | 65.8 - 26/85 | 97.3 - T31/85 |
| 2024 | 62.3 - 48/83 | 3 - T27/83     | 65.2 - 36/78 | 96.2 - T66/78 |

### PFF Run Block Stats

| Year | RB Gr         | Zone RB Gr   | Gap RB Gr    |
|------|---------------|--------------|--------------|
| 2023 | 65.8 - 22/85  | 63.3 - 36/85 | 68.0 - 12/85 |
| 2024 | 57.7 - T60/81 | 56.1 - 69/81 | 62.9 - 37/81 |

### True Pass Sets

| Year | TPS PB Gr    | TPS PB Eff    |
|------|--------------|---------------|
| 2023 | 65.9 - 13/85 | 96.2 - T19/85 |
| 2024 | 55.9 - 31/78 | 94.3 - 60/78  |

|                     |                                |                         |                            |
|---------------------|--------------------------------|-------------------------|----------------------------|
| <b>Kenyon Green</b> | <u>Draft:</u><br>2022 HOU 1.15 | <u>FA Year:</u><br>2027 | <u>2025 Salary:</u><br>5.1 |
|---------------------|--------------------------------|-------------------------|----------------------------|

# 2-Year Statistical Profile

## PFF Stats

| Year | PFF Gr       | PEN        | PB Gr         | PB Eff        |
|------|--------------|------------|---------------|---------------|
| 2023 |              |            |               |               |
| 2024 | 38.6 - 82/83 | 7 - T62/83 | 39.7 - T73/78 | 95.0 - T73/78 |

## PFF Run Block Stats

| Year | RB Gr        | Zone RB Gr   | Gap RB Gr    |
|------|--------------|--------------|--------------|
| 2023 |              |              |              |
| 2024 | 44.6 - 81/81 | 35.5 - 81/81 | 53.3 - 59/81 |

## True Pass Sets

| Year | TPS PB Gr    | TPS PB Eff    |
|------|--------------|---------------|
| 2023 |              |               |
| 2024 | 19.9 - 76/78 | 91.3 - T76/78 |

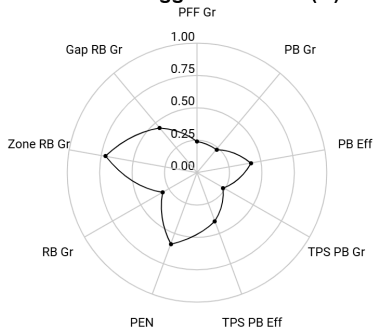
# Centers

## Salary Breakdown

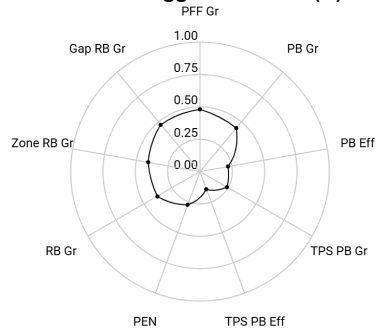
| Player             | DOB (Age For 2025 Season) | Draft          | 2025        | 2026        | 2027 | 2028+ |
|--------------------|---------------------------|----------------|-------------|-------------|------|-------|
| Juice Scruggs      | 1/19/2000 (25)            | 2023 HOU 2.62  | 1.7<br>718K | 1.9<br>359K | UFA  |       |
| Jaylon Thomas      | 3/31/2000 (25)            | 2023 BAL UDFA  | 960K        | ERFA        |      |       |
| Scott Quessenberry | 3/23/1995 (30)            | 2018 LAC 5.155 |             |             |      |       |

## Statistical Breakdown

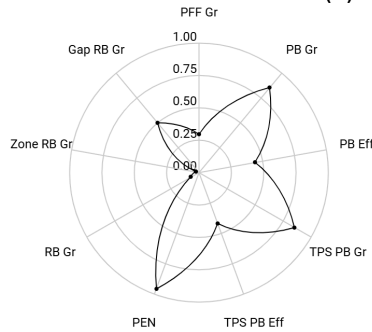
Juice Scruggs 2023 Stats (G)



Juice Scruggs 2024 Stats (C)



Jarrett Patterson 2024 Stats (C)



# Scouting Reports

|                      |                                |                         |                            |
|----------------------|--------------------------------|-------------------------|----------------------------|
| <b>Juice Scruggs</b> | <u>Draft:</u><br>2023 HOU 2.62 | <u>FA Year:</u><br>2027 | <u>2025 Salary:</u><br>1.7 |
|----------------------|--------------------------------|-------------------------|----------------------------|

## 2-Year Statistical Profile

### PFF Stats

| Year     | PFF Gr        | PEN            | PB Gr        | PB Eff        |
|----------|---------------|----------------|--------------|---------------|
| 2023 (G) | 51.5 - 68/88  | 3 (0) - T37/88 | 49.8 - 66/85 | 96.8 - T50/85 |
| 2024     | 63.6 - T24/44 | 6 - T33/44     | 63.3 - 24/41 | 97.4 - T33/41 |

### PFF Run Block Stats

| Year | RB Gr        | Zone RB Gr   | Gap RB Gr     |
|------|--------------|--------------|---------------|
| 2023 | 54.7 - 60/85 | 67.0 - 25/85 | 55.7 - 48/85  |
| 2024 | 64.4 - 27/42 | 63.5 - 26/42 | 61.2 - T23/42 |

### True Pass Sets

| Year | TPS PB Gr    | TPS PB Eff   |
|------|--------------|--------------|
| 2023 | 37.1 - 66/85 | 94.4 - 52/85 |
| 2024 | 44.7 - 32/41 | 95.3 - 36/41 |

|                          |                                 |                         |                            |
|--------------------------|---------------------------------|-------------------------|----------------------------|
| <b>Jarrett Patterson</b> | <u>Draft:</u><br>2023 HOU 6.201 | <u>FA Year:</u><br>2027 | <u>2025 Salary:</u><br>1.1 |
|--------------------------|---------------------------------|-------------------------|----------------------------|

# 2-Year Statistical Profile

## PFF Stats

| Year | PFF Gr       | PEN       | PB Gr       | PB Eff        |
|------|--------------|-----------|-------------|---------------|
| 2023 |              |           |             |               |
| 2024 | 61.0 - 32/44 | 1 - T3/44 | 69.9 - 7/41 | 97.8 - T24/41 |

## PFF Run Block Stats

| Year | RB Gr        | Zone RB Gr   | Gap RB Gr    |
|------|--------------|--------------|--------------|
| 2023 |              |              |              |
| 2024 | 54.4 - 40/42 | 51.8 - 42/42 | 62.4 - 22/42 |

## True Pass Sets

| Year | TPS PB Gr   | TPS PB Eff    |
|------|-------------|---------------|
| 2023 |             |               |
| 2024 | 63.8 - 7/41 | 96.5 - T25/41 |



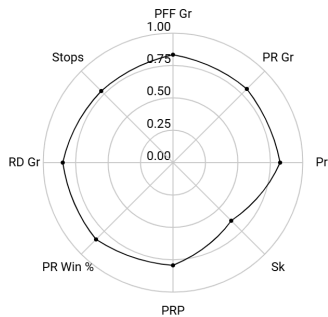
# Edge Rushers

## Salary Breakdown

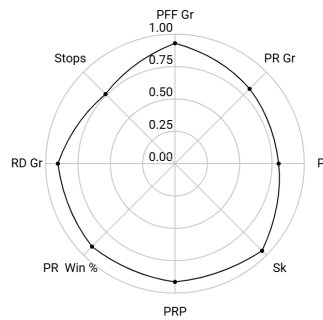
| Player   | DOB (Age For 2025 Season) | Draft             | 2025         | 2026             | 2027            | 2028+          |
|--|---------------------------|-------------------|--------------|------------------|-----------------|----------------|
| Danielle Hunter  | 10/29/1994 (31)           | 2015 MIN<br>3.88  | 23.7<br>35.8 | UFA<br>12.6 Void | 4.2 Void        | 2028: 4.2 Void |
| Will Anderson  | 9/2/2001 (24)             | 2023 HOU<br>1.3   | 9.6<br>20.8  | 11.2<br>11.2     | 5th Year Option | 2028: UFA      |
| Denico Autry<br><small>*Pot Out: 2025, 1 Yr, 9.0, 4.5 Dead Cap</small> | 7/15/1990 (35)            | 2014 LV<br>UDFA   | 10.5*<br>4.5 | UFA<br>3.0 Void  | 1.5 Void        |                |
| Jerry Hughes   | 8/13/1988 (37)            | 2010 IND<br>1.31  | UFA          |                  |                 |                |
| Derek Barnett  | 6/25/1996 (29)            | 2017 PHI<br>1.14  | UFA          |                  |                 |                |
| Dylan Horton   | 8/21/2000 (25)            | 2023 HOU<br>4.109 | 1.2<br>401K  | 1.3<br>200K      | UFA             |                |
| Solomon Byrd   | 12/1/1999 (26)            | 2024 HOU<br>7.238 |              |                  |                 |                |

## Statistical Breakdown

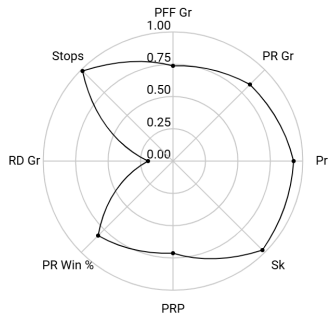
Will Anderson Jr. 2023 Stats



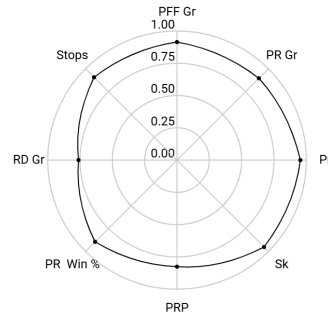
Will Anderson Jr. 2024 Stats



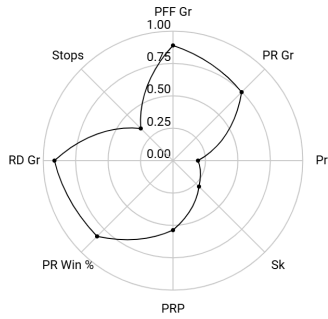
**Danielle Hunter 2023 Stats**



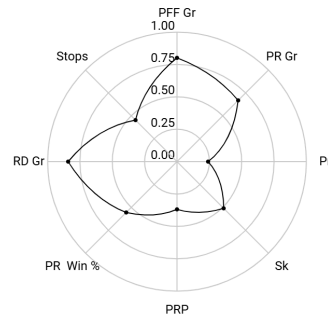
**Danielle Hunter 2024 Stats**



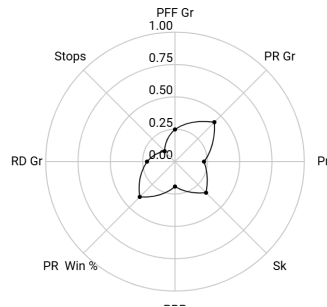
**Derek Barnett 2023 Stats**



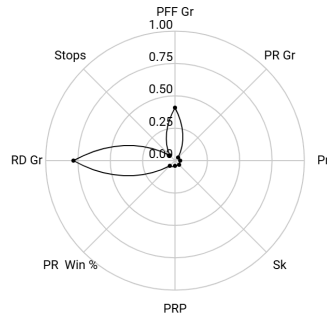
**Derek Barnett 2024 Stats**



**Denico Autry 2024 Stats**



**Dylan Horton 2024 Stats**



# Scouting Reports

|                          |                               |                         |                            |
|--------------------------|-------------------------------|-------------------------|----------------------------|
| <b>Will Anderson Jr.</b> | <u>Draft:</u><br>2023 HOU 1.3 | <u>FA Year:</u><br>2028 | <u>2025 Salary:</u><br>9.6 |
|--------------------------|-------------------------------|-------------------------|----------------------------|

## 2-Year Statistical Profile

### PFF Stats

| Year | PFF Gr        | PR Gr         | Pr           | Sk          |
|------|---------------|---------------|--------------|-------------|
| 2023 | 81.8 - 21/122 | 77.3 - 25/120 | 59 - T22/120 | 7 - T45/120 |
| 2024 | 85.1 - 10/135 | 75.9 - 23/122 | 51 - 25/122  | 12 - 17/122 |

| Year | PRP           | PR Win %      | RD Gr         | Stops        |
|------|---------------|---------------|---------------|--------------|
| 2023 | 8.8 - T26/120 | 16.3 - 20/120 | 77.2 - 19/120 | 30 - T28/122 |
| 2024 | 9.1 - T12/122 | 16.5 - 12/122 | 77.0 - 13/127 | 25 - T34/135 |

|                        |                                |                         |                             |
|------------------------|--------------------------------|-------------------------|-----------------------------|
| <b>Danielle Hunter</b> | <u>Draft:</u><br>2015 MIN 3.88 | <u>FA Year:</u><br>2026 | <u>2025 Salary:</u><br>23.7 |
|------------------------|--------------------------------|-------------------------|-----------------------------|

## 2-Year Statistical Profile

### PFF Stats

| Year | PFF Gr        | PR Gr         | Pr         | Sk          |
|------|---------------|---------------|------------|-------------|
| 2023 | 78.0 - 33/122 | 79.1 - 20/120 | 80 - 9/120 | 18 - T4/120 |

|      |                |               |             |             |
|------|----------------|---------------|-------------|-------------|
| 2024 | 82.7 - T13/135 | 80.7 - 14/122 | 66 - T7/122 | 12 - T7/122 |
|------|----------------|---------------|-------------|-------------|

| Year | PRP           | PR Win %      | RD Gr          | Stops       |
|------|---------------|---------------|----------------|-------------|
| 2023 | 8.2 - T35/120 | 15.7 - 23/120 | 51.7 - T98/120 | 50 - 3/122  |
| 2024 | 8.2 - T22/122 | 16.2 - 14/122 | 70.1 - T31/127 | 33 - 14/135 |

|                      |                                |                         |                            |
|----------------------|--------------------------------|-------------------------|----------------------------|
| <b>Derek Barnett</b> | <u>Draft:</u><br>2017 PHI 1.14 | <u>FA Year:</u><br>2025 | <u>2025 Salary:</u><br>UFA |
|----------------------|--------------------------------|-------------------------|----------------------------|

## 2-Year Statistical Profile

### PFF Stats

| Year | PFF Gr        | PR Gr         | Pr           | Sk          |
|------|---------------|---------------|--------------|-------------|
| 2023 | 86.2 - 14/122 | 75.6 - 31/120 | 18 - T98/120 | 3 - T87/120 |
| 2024 | 74.6 - 28/135 | 68.5 - 42/122 | 18 - T94/122 | 5 - T61/122 |

| Year | PRP           | PR Win %       | RD Gr         | Stops        |
|------|---------------|----------------|---------------|--------------|
| 2023 | 7.0 - T57/120 | 16.0 - 22/120  | 80.1 - 11/120 | 15 - T80/122 |
| 2024 | 5.5 - T78/122 | 11.5 - T55/122 | 72.6 - 21/127 | 15 - T75/135 |

|                     |                               |                         |                             |
|---------------------|-------------------------------|-------------------------|-----------------------------|
| <b>Denico Autry</b> | <u>Draft:</u><br>2014 LV UDFA | <u>FA Year:</u><br>2026 | <u>2025 Salary:</u><br>10.5 |
|---------------------|-------------------------------|-------------------------|-----------------------------|

## 2-Year Statistical Profile

### PFF Stats

| Year | PFF Gr          | PR Gr         | Pr           | Sk          |
|------|-----------------|---------------|--------------|-------------|
| 2023 |                 |               |              |             |
| 2024 | 56.0 - T102/135 | 61.0 - 70/122 | 17 - T96/122 | 3 - T82/122 |

| Year | PRP            | PR Win %      | RD Gr          | Stops        |
|------|----------------|---------------|----------------|--------------|
| 2023 |                |               |                |              |
| 2024 | 4.8 - T100/122 | 9.6 - T76/122 | 53.8 - 100/127 | 6 - T121/135 |

|                     |                                 |                         |                            |
|---------------------|---------------------------------|-------------------------|----------------------------|
| <b>Dylan Horton</b> | <u>Draft:</u><br>2023 HOU 4.109 | <u>FA Year:</u><br>2027 | <u>2025 Salary:</u><br>1.2 |
|---------------------|---------------------------------|-------------------------|----------------------------|

## 2-Year Statistical Profile

### PFF Stats

| Year | PFF Gr        | PR Gr           | Pr           | Sk           |
|------|---------------|-----------------|--------------|--------------|
| 2023 |               |                 |              |              |
| 2024 | 60.7 - 81/135 | 47.3 - T119/122 | 6 - T118/122 | 0 - T118/122 |

| Year | PRP           | PR Win %       | RD Gr         | Stops        |
|------|---------------|----------------|---------------|--------------|
| 2023 |               |                |               |              |
| 2024 | 2.7 - 118/122 | 4.5 - T116/122 | 70.7 - 28/127 | 4 - T129/135 |

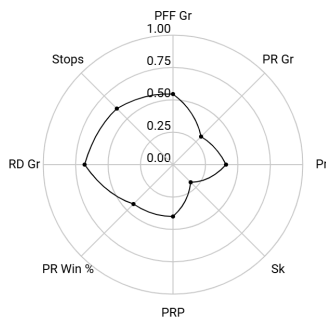
# Defensive Tackles

## Salary Breakdown

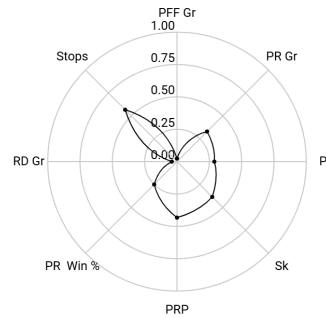
| Player   | DOB (Age For 2025 Season) | Draft             | 2025            | 2026     | 2027 | 2028+ |
|--|---------------------------|-------------------|-----------------|----------|------|-------|
| Foley Fatukasi   | 3/4/1995 (30)             | 2018 NYJ<br>6.180 | UFA<br>2.1 Void | 1.0 Void |      |       |
| Tim Settle<br><small>*Pot Out: 2025, 1 Yr, 3.5, 1.0 Dead Cap</small> | 7/11/1997 (28)            | 2018 WAS<br>5.163 | 3.5*<br>1.0     | UFA      |      |       |
| Mario Edwards  | 1/25/1994 (31)            | 2015 LV<br>2.35   | UFA             |          |      |       |
| Kurt Hinish  | 4/27/1999 (26)            | 2022 HOU<br>UDFA  | RFA             |          |      |       |
| Tommy Togiai   | 9/19/1999 (26)            | 2021 CLE<br>4.132 | 1.3             | RFA      |      |       |
| Jayden Peevy   | 9/3/1999 (26)             | 2022 TEN<br>UDFA  | Practice Squad  |          |      |       |

## Statistical Breakdown

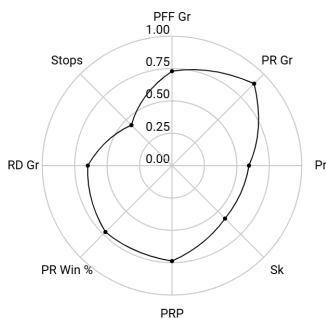
Folorunso Fatukasi 2023 Stats



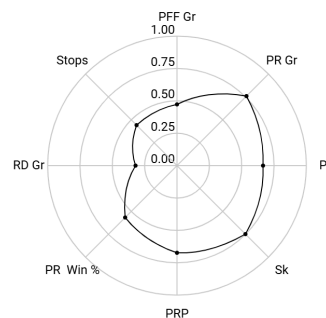
Folorunso Fatukasi 2024 Stats



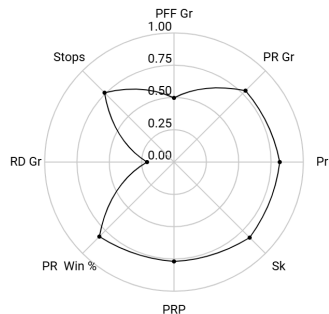
Mario Edwards Jr. 2023 Stats



Mario Edwards Jr. 2024 Stats



### Tim Settle 2024 Stats



## Scouting Reports

|                           |                                 |                         |                                     |
|---------------------------|---------------------------------|-------------------------|-------------------------------------|
| <b>Folorunso Fatukasi</b> | <u>Draft:</u><br>2018 NYJ 6.180 | <u>FA Year:</u><br>2025 | <u>2025 Salary:</u><br>UFA 2.1 Void |
|---------------------------|---------------------------------|-------------------------|-------------------------------------|

## 2-Year Statistical Profile

### PFF Stats

| Year | PFF Gr         | PR Gr          | Pr           | Sk           |
|------|----------------|----------------|--------------|--------------|
| 2023 | 61.0 - T65/142 | 58.8 - T90/129 | 16 - T77/129 | 0 - T105/129 |
| 2024 | 33.7 - 144/146 | 57.5 - T84/124 | 10 - T89/124 | 1 - T77/124  |

| Year | PRP           | PR Win %      | RD Gr          | Stops        |
|------|---------------|---------------|----------------|--------------|
| 2023 | 3.8 - T78/129 | 7.5 - T74/129 | 60.7 - 47/143  | 20 - T56/142 |
| 2024 | 3.9 - T71/124 | 5.0 - 94/124  | 32.4 - 145/150 | 16 - T64/146 |

|                          |                               |                         |                            |
|--------------------------|-------------------------------|-------------------------|----------------------------|
| <b>Mario Edwards Jr.</b> | <u>Draft:</u><br>2015 LV 2.35 | <u>FA Year:</u><br>2025 | <u>2025 Salary:</u><br>UFA |
|--------------------------|-------------------------------|-------------------------|----------------------------|

## 2-Year Statistical Profile

### PFF Stats

| Year | PFF Gr        | PR Gr         | Pr           | Sk          |
|------|---------------|---------------|--------------|-------------|
| 2023 | 68.0 - 39/142 | 78.4 - 15/129 | 22 - T53/129 | 2 - T56/129 |
| 2024 | 56.6 - 78/146 | 67.8 - 31/124 | 25 - T42/124 | 4 - T32/124 |

| Year | PRP           | PR Win %       | RD Gr           | Stops        |
|------|---------------|----------------|-----------------|--------------|
| 2023 | 5.7 - T35/129 | 11.3 - T36/129 | 59.8 - T51/143  | 13 - T80/142 |
| 2024 | 5.0 - 41/24   | 8.2 - T55/124  | 47.0 - T103/150 | 13 - T82/146 |

|                   |                                 |                         |                            |
|-------------------|---------------------------------|-------------------------|----------------------------|
| <b>Tim Settle</b> | <u>Draft:</u><br>2018 WAS 5.163 | <u>FA Year:</u><br>2026 | <u>2025 Salary:</u><br>3.5 |
|-------------------|---------------------------------|-------------------------|----------------------------|

## 2-Year Statistical Profile

### PFF Stats

| Year | PFF Gr        | PR Gr         | Pr           | Sk          |
|------|---------------|---------------|--------------|-------------|
| 2023 |               |               |              |             |
| 2024 | 57.6 - 74/146 | 69.5 - 28/124 | 38 - T24/124 | 5 - T24/124 |



| Year | PRP           | PR Win %      | RD Gr          | Stops        |
|------|---------------|---------------|----------------|--------------|
| 2023 |               |               |                |              |
| 2024 | 5.6 - T30/124 | 11.0 - 24/124 | 42.6 - 120/150 | 22 - T36/146 |

|                     |                                 |                         |                            |
|---------------------|---------------------------------|-------------------------|----------------------------|
| <b>Tommy Togiaï</b> | <u>Draft:</u><br>2021 CLE 4.132 | <u>FA Year:</u><br>2026 | <u>2025 Salary:</u><br>1.3 |
|---------------------|---------------------------------|-------------------------|----------------------------|

## 2-Year Statistical Profile

### PFF Stats

| Year | PFF Gr        | PR Gr | Pr | Sk |
|------|---------------|-------|----|----|
| 2023 |               |       |    |    |
| 2024 | 57.5 - 75/146 | 65.2  | 7  | 2  |

| Year | PRP | PR Win % | RD Gr         | Stops        |
|------|-----|----------|---------------|--------------|
| 2023 |     |          |               |              |
| 2024 | 3.8 | 4.2      | 53.7 - 73/150 | 14 - T76/146 |

|                    |                                |                         |                            |
|--------------------|--------------------------------|-------------------------|----------------------------|
| <b>Kurt Hinish</b> | <u>Draft:</u><br>2022 HOU UDFA | <u>FA Year:</u><br>2025 | <u>2025 Salary:</u><br>RFA |
|--------------------|--------------------------------|-------------------------|----------------------------|

# 2-Year Statistical Profile

## PFF Stats

| Year | PFF Gr        | PR Gr | Pr | Sk |
|------|---------------|-------|----|----|
| 2023 |               |       |    |    |
| 2024 | 56.2 - 81/146 | 55.3  | 2  | 0  |

| Year | PRP | PR Win % | RD Gr         | Stops        |
|------|-----|----------|---------------|--------------|
| 2023 |     |          |               |              |
| 2024 | 1.0 | 5.0      | 56.0 - 65/150 | 6 - T130/146 |

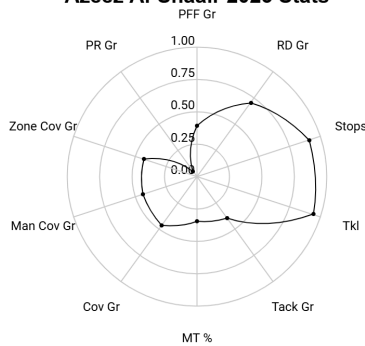
# Linebackers

## Salary Breakdown

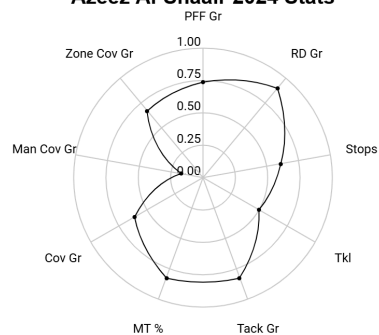
| Player   | DOB (Age For 2025 Season) | Draft             | 2025         | 2026         | 2027            | 2028+          |
|--|---------------------------|-------------------|--------------|--------------|-----------------|----------------|
| Azeez Al-Shaair<br><small>*Pot Out: 2026, 2 Yr, 22.5, 6.6<br/>Dead Cap</small> | 8/4/1997<br>(28)          | 2019 SF<br>UDFA   | 11.7<br>17.8 | 13.7*<br>6.6 | UFA<br>4.4 Void | 2028: 2.2 Void |
| Del'Shawn Phillips   | 10/9/1996<br>(29)         | 2019 ATL<br>UDFA  | UFA          |              |                 |                |
| Neville Hewitt   | 4/6/1993<br>(32)          | 2015 MIA<br>UDFA  | UFA          |              |                 |                |
| Christian Harris   | 1/16/2001<br>(24)         | 2022 HOU<br>3.75  | 1.7<br>267K  | UFA          |                 |                |
| Jake Hansen  | 6/19/1998<br>(27)         | 2022 HOU<br>UDFA  | RFA          |              |                 |                |
| Henry To'oTo'o   | 1/5/2001<br>(24)          | 2023 HOU<br>5.167 | 1.1<br>122K  | 1.2<br>61K   | UFA             |                |
| Jamal Hill   | 4/4/2001<br>(24)          | 2024 HOU<br>6.188 | 1.0<br>142K  | 1.1<br>95K   | 1.2<br>47K      | 2028: UFA      |
| Devin White  | 2/17/1998<br>(27)         | 2019 TB<br>1.5    |              |              |                 |                |

## Statistical Breakdown

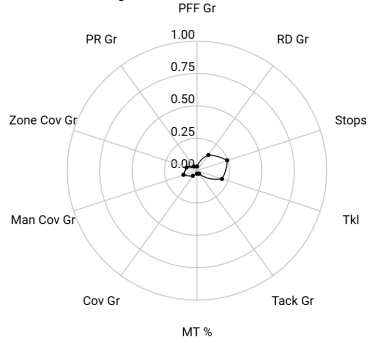
Azeez Al-Shaair 2023 Stats




Azeez Al-Shaair 2024 Stats



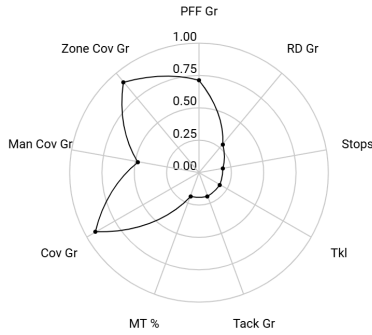
**Henry To'oto'o 2023 Stats**



**Henry To'oTo'o 2024 Stats**



**Neville Hewitt 2024 Stats**



## Scouting Reports

|                        |                               |                         |                             |
|------------------------|-------------------------------|-------------------------|-----------------------------|
| <b>Azeez Al-Shaair</b> | <u>Draft:</u><br>2019 SF UDFA | <u>FA Year:</u><br>2027 | <u>2025 Salary:</u><br>11.7 |
|------------------------|-------------------------------|-------------------------|-----------------------------|

## 2-Year Statistical Profile

### PFF Stats

| Year | PFF Gr       | RD Gr        | Cov Gr        | PR Gr        | Stops       |
|------|--------------|--------------|---------------|--------------|-------------|
| 2023 | 64.7 - 55/89 | 73.7 - 27/89 | 60.3 - T46/84 | 46.8 - 71/74 | 56 - T9/89  |
| 2024 | 70.9 - 25/92 | 83.7 - 10/92 | 59.7 - T36/89 | 64.0         | 36 - T37/92 |

### PFF Tackling Stats

| Year | Tack Gr      | MT %          |
|------|--------------|---------------|
| 2023 | 60.3 - 55/89 | 12.3 - T59/89 |
| 2024 | 73.0 - 17/92 | 7.9 - T17/92  |

### PFF Coverage Stats

| Year | Man Cov Gr    | Zone Cov Gr  |
|------|---------------|--------------|
| 2023 | 63.7 - T48/84 | 57.8 - 49/84 |
| 2024 | 53.7 - 75/89  | 60.0 - 30/89 |

|                       |                                 |                         |                            |
|-----------------------|---------------------------------|-------------------------|----------------------------|
| <b>Henry To'oto'o</b> | <u>Draft:</u><br>2023 HOU 5.167 | <u>FA Year:</u><br>2027 | <u>2025 Salary:</u><br>1.1 |
|-----------------------|---------------------------------|-------------------------|----------------------------|

## 2-Year Statistical Profile

### PFF Stats

| Year | PFF Gr       | RD Gr        | Cov Gr       | PR Gr        | Stops       |
|------|--------------|--------------|--------------|--------------|-------------|
| 2023 | 42.7 - 87/89 | 54.1 - 76/89 | 40.6 - 81/84 | 45.0 - 72/74 | 21 - T68/89 |
| 2024 | 60.9 - 57/92 | 65.4 - 54/92 | 55.4 - 54/89 | 60.2 - 36/54 | 38 - T31/92 |

### PFF Tackling Stats

| Year | Tack Gr      | MT %          |
|------|--------------|---------------|
| 2023 | 29.2 - 87/89 | 22.9 - 88/89  |
| 2024 | 47.3 - 79/92 | 15.3 - T75/92 |

### PFF Coverage Stats

| Year | Man Cov Gr    | Zone Cov Gr  |
|------|---------------|--------------|
| 2023 | 50.4 - T76/84 | 40.5 - 78/84 |
| 2024 | 65.6 - 44/89  | 55.2 - 47/89 |

|                       |                                |                         |                            |
|-----------------------|--------------------------------|-------------------------|----------------------------|
| <b>Neville Hewitt</b> | <u>Draft:</u><br>2015 MIA UDFA | <u>FA Year:</u><br>2025 | <u>2025 Salary:</u><br>UFA |
|-----------------------|--------------------------------|-------------------------|----------------------------|

## 2-Year Statistical Profile

### PFF Stats

| Year | PFF Gr       | RD Gr        | Cov Gr      | PR Gr | Stops       |
|------|--------------|--------------|-------------|-------|-------------|
| 2023 |              |              |             |       |             |
| 2024 | 70.2 - 27/92 | 61.5 - 67/92 | 74.7 - 8/89 | 61.0  | 17 - T76/92 |

### PFF Tackling Stats

| Year | Tack Gr      | MT %          |
|------|--------------|---------------|
| 2023 |              |               |
| 2024 | 50.3 - 75/92 | 15.3 - T75/92 |

### PFF Coverage Stats

| Year | Man Cov Gr   | Zone Cov Gr |
|------|--------------|-------------|
| 2023 |              |             |
| 2024 | 64.9 - 47/89 | 71.2 - 9/89 |


# Cornerbacks

## Salary Breakdown

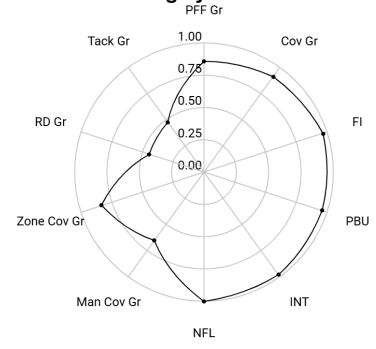
| Player             | DOB (Age For 2025 Season) | Draft          | 2025         | 2026            | 2027        | 2028+     |
|--------------------|---------------------------|----------------|--------------|-----------------|-------------|-----------|
| Derek Stingley Jr. | 6/20/2001 (24)            | 2022 HOU 1.3   | 11.0<br>11.0 | 5th Year Option | UFA         |           |
| Jeff Okudah        | 2/2/1999 (26)             | 2020 DET 1.3   | UFA          |                 |             |           |
| Jalen Pitre        | 6/3/1999 (26)             | 2022 HOU 2.37  | 2.8<br>923K  | UFA             |             |           |
| Myles Bryant       | 1/2/1998 (27)             | 2020 NE UDFA   | UFA          |                 |             |           |
| Kamari Lassiter    | 1/23/2003 (22)            | 2024 HOU 2.42  | 2.0<br>5.5   | 2.5<br>3.4      | 2.9<br>944K | 2028: UFA |
| Kris Boyd          | 9/12/1996 (29)            | 2019 MIN 7.217 | UFA          |                 |             |           |
| D'Angelo Ross      | 10/29/1996 (29)           | 2019 NE UDFA   | RFA          |                 |             |           |
| Ka'dar Hollman     | 9/18/1994 (31)            | 2019 GB 6.185  | UFA          |                 |             |           |
| Gregory Junior     | 6/21/1999 (26)            | 2022 JAC 6.197 |              |                 |             |           |

## Statistical Breakdown

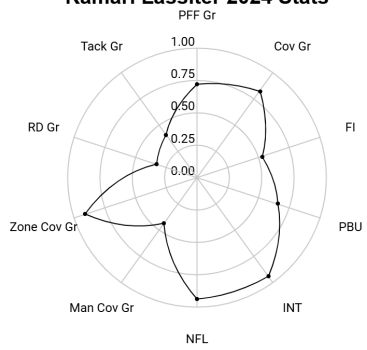
**Derek Stingley Jr. 2023 Stats**



**Derek Stingley Jr. 2024 Stats**



**Kamari Lassiter 2024 Stats**



# Scouting Reports

|                           |                               |                         |                             |
|---------------------------|-------------------------------|-------------------------|-----------------------------|
| <b>Derek Stingley Jr.</b> | <u>Draft:</u><br>2022 HOU 1.3 | <u>FA Year:</u><br>2027 | <u>2025 Salary:</u><br>11.0 |
|---------------------------|-------------------------------|-------------------------|-----------------------------|

## 2-Year Statistical Profile

### PFF Stats

| Year | PFF Gr        | Cov Gr         | RD Gr          | Tack Gr       | FI          |
|------|---------------|----------------|----------------|---------------|-------------|
| 2023 | 81.8 - 11/133 | 84.9 - 5/135   | 59.5 - 80/129  | 56.9 - 66/133 | 9 - T31/135 |
| 2024 | 73.9 - 19/128 | 74.9 - T12/127 | 61.3 - T65/115 | 56.8 - 68/128 | 13 - T5/127 |



| Year | PBU         | INT        | NFL           | Man Cov Gr     | Zone Cov Gr   |
|------|-------------|------------|---------------|----------------|---------------|
| 2023 | 6 - T34/135 | 5 - T2/135 | 71.6 - 16/135 | 68.4 - T22/135 | 85.1 - 12/135 |
| 2024 | 10 - T6/127 | 5 - T3/127 | 47.0 - 1/127  | 59.7 - 45/127  | 75.5 - 22/127 |

|                        |                                |                         |                            |
|------------------------|--------------------------------|-------------------------|----------------------------|
| <b>Kamari Lassiter</b> | <u>Draft:</u><br>2024 HOU 2.42 | <u>FA Year:</u><br>2028 | <u>2025 Salary:</u><br>2.0 |
|------------------------|--------------------------------|-------------------------|----------------------------|

## 2-Year Statistical Profile

### PFF Stats

| Year | PFF Gr         | Cov Gr         | RD Gr         | Tack Gr        | Fl          |
|------|----------------|----------------|---------------|----------------|-------------|
| 2023 |                |                |               |                |             |
| 2024 | 70.0 - T37/128 | 72.6 - T23/127 | 58.9 - 78/115 | 52.8 - T77/128 | 6 - T61/127 |

| Year | PBU         | INT        | NFL          | Man Cov Gr    | Zone Cov Gr   |
|------|-------------|------------|--------------|---------------|---------------|
| 2023 |             |            |              |               |               |
| 2024 | 5 - T44/127 | 3 - T8/127 | 69.1 - 9/127 | 51.9 - 73/127 | 79.2 - 13/127 |


# Safeties

## Salary Breakdown


| Player        | DOB (Age For 2025 Season) | Draft          | 2025           | 2026        | 2027        | 2028+     |
|---------------|---------------------------|----------------|----------------|-------------|-------------|-----------|
| Jimmie Ward   | 7/18/1991 (34)            | 2014 SF 1.30   | 5.9<br>4.6     | UFA         |             |           |
| M.J. Stewart  | 9/16/1995 (30)            | 2018 TB 2.53   | UFA            |             |             |           |
| Eric Murray   | 1/7/1994 (31)             | 2016 KC 4.106  | UFA            |             |             |           |
| Calen Bullock | 4/30/2003 (22)            | 2024 HOU 3.78  | 1.3<br>810K    | 1.6<br>540K | 1.9<br>270K | 2028: UFA |
| Brandon Hill  | 9/6/2000 (25)             | 2023 HOU 7.248 | 960K           | ERFA        |             |           |
| Russ Yeast    | 5/8/1999 (26)             | 2022 LAR 7.253 | Practice Squad |             |             |           |

## Statistical Breakdown

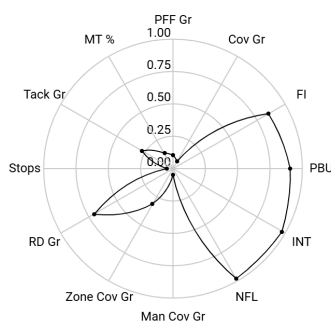
Jimmie Ward 2023 Stats



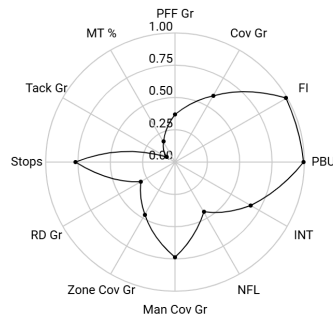
Jimmie Ward 2024 Stats



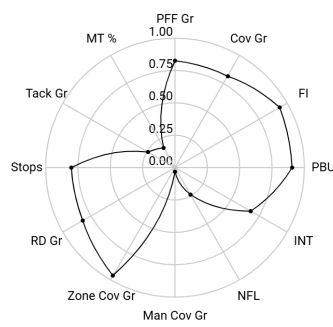
Calen Bullock 2024 Stats



**Eric Murray 2024 Stats**



**Jalen Pitre 2024 Stats**



# Scouting Reports

|                    |                               |                         |                            |
|--------------------|-------------------------------|-------------------------|----------------------------|
| <b>Jimmie Ward</b> | <u>Draft:</u><br>2014 SF 1.30 | <u>FA Year:</u><br>2026 | <u>2025 Salary:</u><br>5.9 |
|--------------------|-------------------------------|-------------------------|----------------------------|

## 2-Year Statistical Profile

### PFF Stats

| Year | PFF Gr        | Cov Gr         | RD Gr         | FI          |
|------|---------------|----------------|---------------|-------------|
| 2023 | 68.4 - 39/101 | 67.8 - T39/103 | 73.9 - 26/100 | 2 - T59/103 |
| 2024 | 77.1 - 13/104 | 75.3 - 13/104  | 75.6 - 28/95  | 2 - T55/104 |

| Year | PBU         | INT         | NFL           | Man Cov Gr    | Zone Cov Gr   |
|------|-------------|-------------|---------------|---------------|---------------|
| 2023 | 2 - T49/103 | 1 - T43/103 | 93.1 - 55/103 | 53.9 - 82/103 | 56.5 - 76/103 |
| 2024 | 1 - T65/104 | 2 - T23/104 | 99.9 - 51/104 | 66.6 - 29/104 | 73.7 - 11/104 |

### PFF Tackling Stats

| Year | Stops        | Tack Gr       | MT %         |
|------|--------------|---------------|--------------|
| 2023 | 11 - T62/101 | 83.9 - 7/101  | 5.5 - 3/101  |
| 2024 | 12 - T55/104 | 83.3 - 15/104 | 5.5 - 11/104 |

|                      |                                |                         |                            |
|----------------------|--------------------------------|-------------------------|----------------------------|
| <b>Calen Bullock</b> | <u>Draft:</u><br>2024 HOU 3.78 | <u>FA Year:</u><br>2028 | <u>2025 Salary:</u><br>1.3 |
|----------------------|--------------------------------|-------------------------|----------------------------|

## 2-Year Statistical Profile

### PFF Stats

| Year | PFF Gr         | Cov Gr        | RD Gr         | FI          |
|------|----------------|---------------|---------------|-------------|
| 2023 |                |               |               |             |
| 2024 | 52.3 - T94/104 | 43.9 - 98/104 | 75.2 - T29/95 | 5 - T16/104 |

| Year | PBU | INT | NFL | Man Cov Gr | Zone Cov Gr |
|------|-----|-----|-----|------------|-------------|
| 2023 |     |     |     |            |             |

|      |             |            |              |                 |               |
|------|-------------|------------|--------------|-----------------|---------------|
| 2024 | 5 - T11/104 | 5 - T4/104 | 45.0 - 3/104 | 44.1 - T100/104 | 56.2 - 72/104 |
|------|-------------|------------|--------------|-----------------|---------------|

### PFF Tackling Stats

| Year | Stops        | Tack Gr       | MT %          |
|------|--------------|---------------|---------------|
| 2023 |              |               |               |
| 2024 | 3 - T100/104 | 56.3 - 76/104 | 17.2 - 91/104 |

|                    |                                |                         |                            |
|--------------------|--------------------------------|-------------------------|----------------------------|
| <b>Eric Murray</b> | <u>Draft:</u><br>2016 KC 4.106 | <u>FA Year:</u><br>2025 | <u>2025 Salary:</u><br>UFA |
|--------------------|--------------------------------|-------------------------|----------------------------|

## 2-Year Statistical Profile

### PFF Stats

| Year | PFF Gr        | Cov Gr        | RD Gr        | Fl        |
|------|---------------|---------------|--------------|-----------|
| 2023 |               |               |              |           |
| 2024 | 61.7 - 67/104 | 62.9 - 43/104 | 64.5 - 67/95 | 8 - 2/104 |

| Year | PBU        | INT         | NFL             | Man Cov Gr    | Zone Cov Gr   |
|------|------------|-------------|-----------------|---------------|---------------|
| 2023 |            |             |                 |               |               |
| 2024 | 7 - T2/104 | 1 - T35/104 | 105.7 - T59/104 | 67.9 - 28/104 | 60.9 - 56/104 |

### PFF Tackling Stats

| Year | Stops       | Tack Gr       | MT %          |
|------|-------------|---------------|---------------|
| 2023 |             |               |               |
| 2024 | 19 - 25/104 | 45.3 - 97/104 | 15.9 - 86/104 |

|                    |                                |                         |                            |
|--------------------|--------------------------------|-------------------------|----------------------------|
| <b>Jalen Pitre</b> | <u>Draft:</u><br>2022 HOU 2.37 | <u>FA Year:</u><br>2026 | <u>2025 Salary:</u><br>2.8 |
|--------------------|--------------------------------|-------------------------|----------------------------|

## 2-Year Statistical Profile

### PFF Stats

| Year | PFF Gr         | Cov Gr         | RD Gr         | FI         |
|------|----------------|----------------|---------------|------------|
| 2023 |                |                |               |            |
| 2024 | 73.9 - T19/104 | 71.3 - T20/104 | 79.5 - T18/95 | 6 - T8/104 |

| Year | PBU         | INT         | NFL            | Man Cov Gr     | Zone Cov Gr   |
|------|-------------|-------------|----------------|----------------|---------------|
| 2023 |             |             |                |                |               |
| 2024 | 5 - T11/104 | 1 - T35/104 | 122.2 - 80/104 | 42.6 - 102/104 | 79.5 - T5/104 |

### PFF Tackling Stats

| Year | Stops       | Tack Gr       | MT %          |
|------|-------------|---------------|---------------|
| 2023 |             |               |               |
| 2024 | 23 - 22/104 | 55.1 - 80/104 | 16.2 - 87/104 |

# Intro to the Gridiron Grades Google Sheets Database

Looking for more? Sign up for the Gridiron Grades Google Sheet Database!

<https://forms.gle/h8ck1uTBqnzzS4mb8>

The Gridiron Grades Google Sheet Database is the perfect way to follow the NFL this offseason! It will keep you up to date on free agency rumors, mock drafts, and provide background information on teams and players around the league.

Here is an introduction to the features provided on the Google Sheets Database:

You can choose to sign up for a specific team's database or the NFL database (which is a combination of all 32 teams' database)

Each team database features the following:

**Free Agency Articles** This feature is where you can find free agency articles to read this offseason.

**NFL Draft Articles** This feature is where you can find mock drafts and NFL draft articles to read throughout draft season.

**Offseason/Training Camp Articles** This feature is where you can find offseason articles to read post draft.

**Player Profiles** Each player profile will include background info like age & draft status, contract details, 2023+2024 stats/ranks, and 2023+2024 stats chart (same as what is found in this guide). These player profiles will also expand to include Gridiron Grades community consensus ratings and position specific trait consensus ratings.

**Position Group Breakdowns** The position group breakdowns that are found on this guide will also be found here. They will include players' date of birth, age, draft status, and a year-by-year salary breakdown. This page will also include 2023 & 2024 player stat charts for players at that position.

**2024 Team Stats** This will include a variety of offensive and defensive stats. This includes basic stats like yards and points per game but also advanced stats from sites like Next Gen Stats, Pro Football Focus, and RBSDM.

**2024 Snap Counts** Snap count percentages for each player.