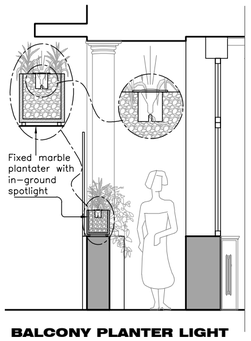

BALCONY PLANTER LIGHT DETAIL

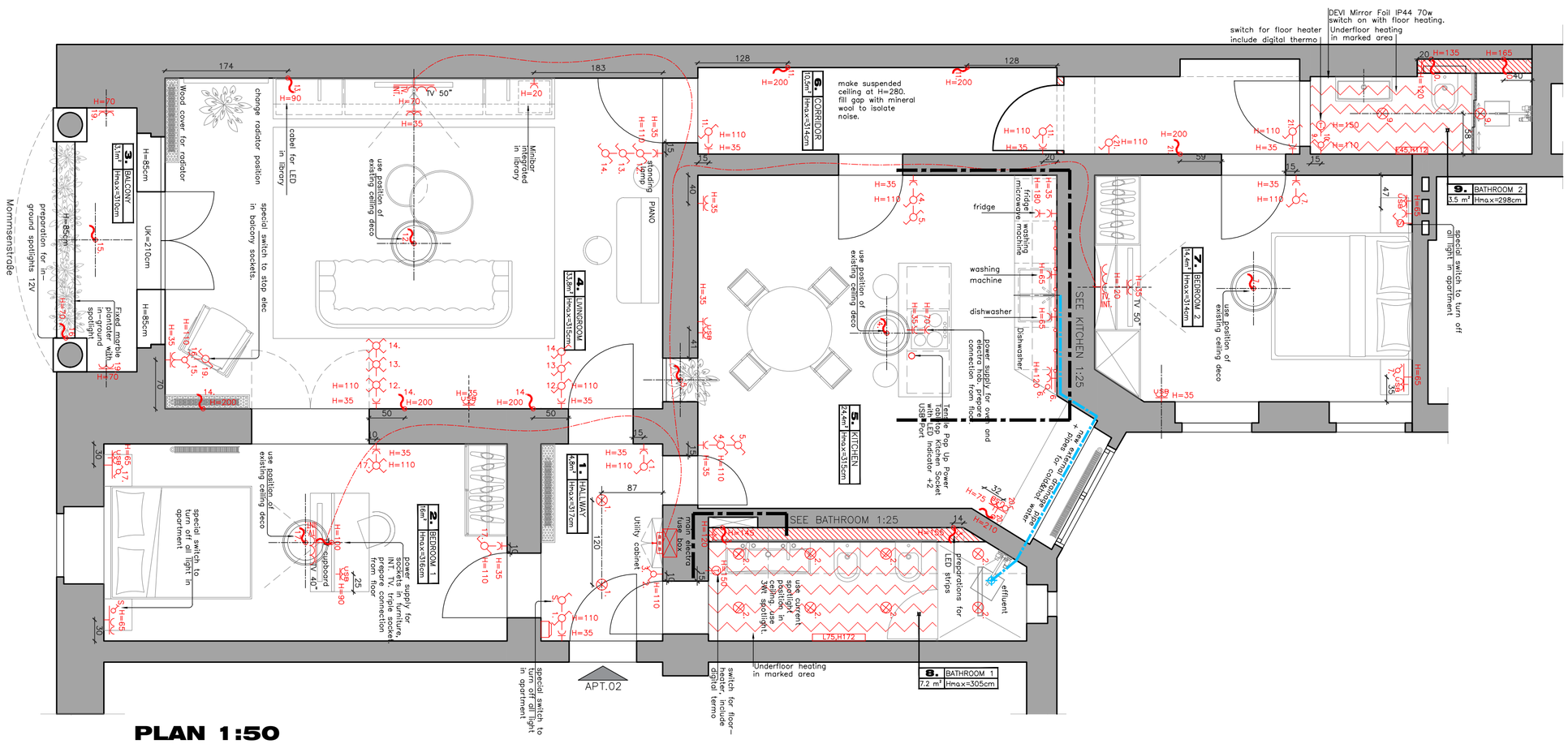

PLAN 1:50

ELEC SIGNS :			
	MAIN ELECTRA BOX		DOUBLE SOCKET+ USB
	SINGLE SWITCH		PEDANT LAMP/WALL LIGHT
	DOUBLE SWITCH		SPOTLIGHT/PLAFON
	2-WAY SWITCH		UNDERFLOOR HEATING
	SINGLE SOCKET		FLOOR HEATING SWITCH AND DIGITAL THERMO
	DOUBLE SOCKET/IP44		SWITCH TURN OFF ALL APT. LIGHTS
	TRIPLE SOCKET		INTERCOM
	DOUBLE SOCKET +SINGLE SWITCH		TRIPLE SOCKET+ TV SOCKET+INTERNET
	MODEM		MIDDLE OF WALL SEGMENT

W A R N I N G :

1/. ALL WORKS SHOULD BE DONE ACCORDING TO CONSTRUCTIONAL REGULATION.

2/. THIS DRAWING IS NOT A DRAWING OF THE ELECTRICAL INSTALLATION, THIS IS THE GUIDELINES FOR THE POSITIONING OF LIGHT POINTS.

3/. THE HEIGHT OF SOCKETS AND LIGHTS MEASURE FROM FINISHED FLOOR TO MIDDLE OF SOCKET.

4/. IF DIMENSION NOT SPECIFIED IT IS IN LINE OF EXISTING ELECTRICITY POSITION

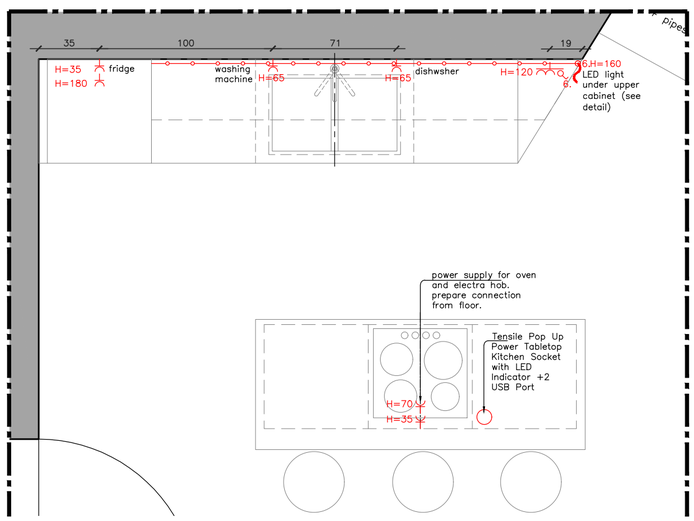

KITCHEN AREA 1:25

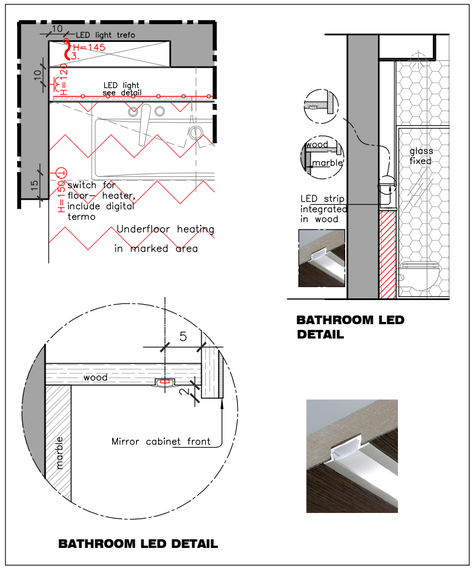

BATHROOM LED DETAIL

BATHROOM LED DETAIL

BATHROOM AREA 1:25

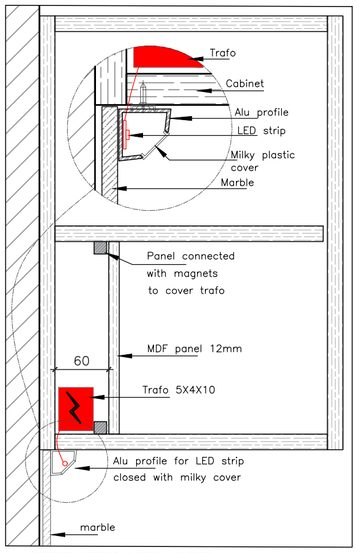

KITCHEN LED DET. 1:5

DISTRIBUTION:	DATE:
OFFICE	31.05.18
EXECUTION	18.07.18

LRC Group
LRC Germany
Schlüterstraße 45
10707 Berlin
Germany

NAME OF PROJECT:
MOMMSENSTR.1 BERLIN

UNIT:
APARTMENT 2.

DATE:	SHEET:	SCALE:
01/2018	A2	1:50

FILE:
2017/MOM1/MOM_DWG/MOM_ELEC

NAME OF DRAWING:
ELECTRICITY PLAN AND DETAILS

DRAFTSMAN:	
SHRON	01/2018
KOLASA	05/2018

-all work must be done according to constructional regulations.
-The executor must examine all dimensions and inform designer of any discrepancies, mistake, deviation in plans and/or in building before continuation of work.
-The executor must always hold updated drawings in building site, and use only approved drawings.
-The executor must not determine building dimensions by the dimensions in the drawings.
-Recommended to perform additional measurements before ordering custom-made items.
-The designer is the sole owner of the drawings. No part of it or ideas in it may be used without the prior written permission from the designer.

© Copyright. All rights reserved.

DRAWING N°: **2.**