

Lesson 6b: Letter Lessons Planning Template

Teacher(s): Katie Franchini

Students: Aleah

Target letter or word family: H

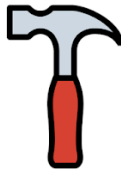
All Alphabet Review (5 minutes)	Hear It (5 minutes)	Target Letter Activity (7-9 minutes)	Spell-It	Read-It	Notes
I plan to write out the alphabet in big letters and will sing the alphabet to my student while pointing to the letters. Afterwards, I will have my student sing along with me a second time while following along with her finger. I will emphasize the look of each letter and their pronunciations.	For this portion of the lesson, I plan to really have my students pay attention to how the letter (H) sounds. I will most likely over pronounce the letter to reinforce my students' understanding on how it sounds. Then I will ask her to repeat its pronunciation.	<p>For this target letter activity, I expect to use Starfall for its interactive engagement on the letter (H). I found that last week, when I used Starfall, it seemed to be very beneficial as well as enjoyable. I was visibly able to see Aleah light up after getting exposed to such an engaging phonics website. Because of this, I very much wanted to use Starfall again this week!</p> <p>Starfall (H) https://www.starfall.com/h/abcs/</p>	For this, I put together a tracing and writing letter (H) worksheet. With this, Aleah can spend the time tracing then writing out the letter. This also helps with repetition.	In regards to reading words beginning with the letter (H), I printed out a printable poster <u>*see next page*</u> presenting words beginning with the letter (H) as well as pictures alongside each word. This helps Aleah make sense of each word and notice how they all begin with (H).	



hut




house



hammer



hen



hippo



horse



hamster

Hh



hedgehog



hat



helicopter



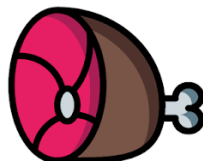
hand



hair



honey



ham