



Campaign

Ad group

Device

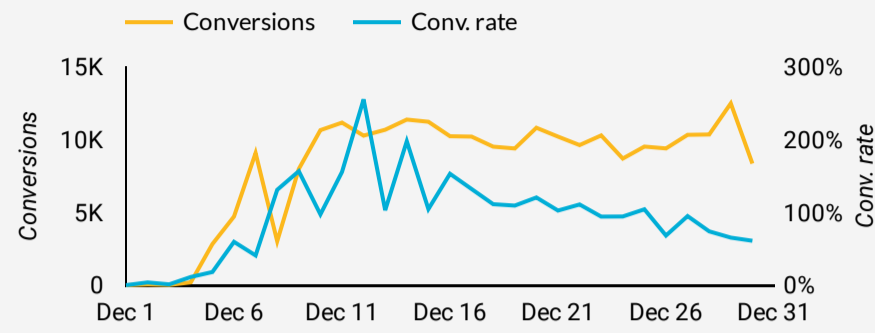
Ad type

Conversions

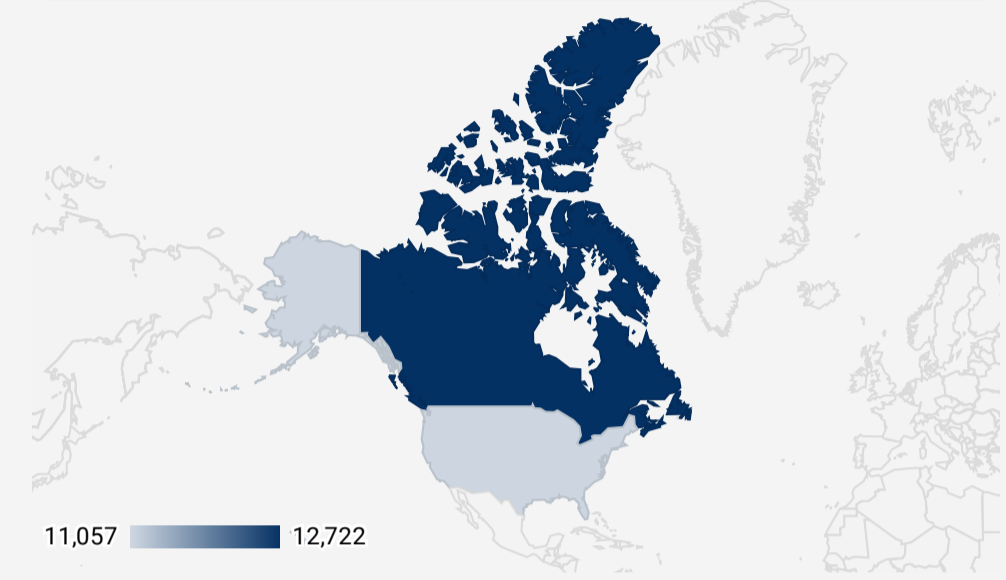
Conversions **592.7K** ↑ 23,232.3%

Cost / conv. **\$0.3** ↓ -99.6%

Conv. rate **74.2%** ↑ 5,098.6%



Clicks by Country

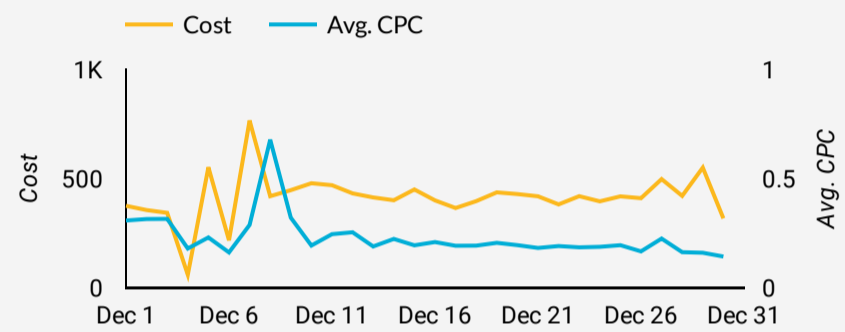


Cost

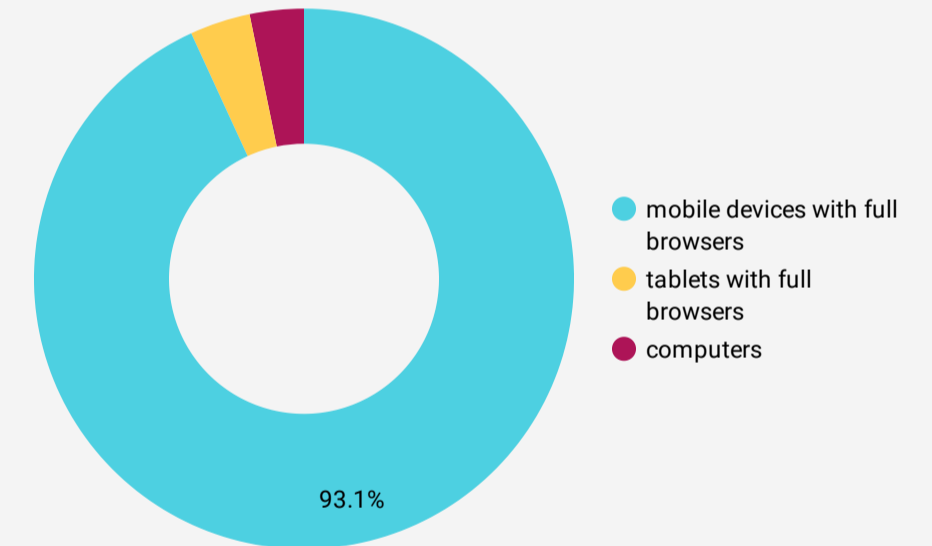
Cost **\$168.33K** ↑ 3.2%

Avg. CPC **\$0.5** ↓ -46.5%

Avg. CPM **\$7.19** ↑ 40.1%



Clicks by Device

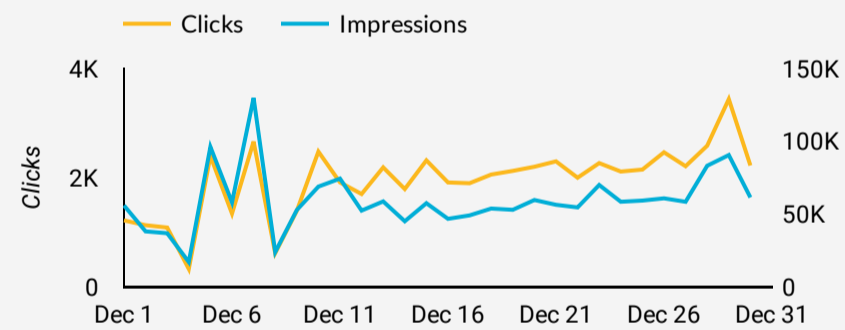


Clicks & Impressions

Clicks **343.2K** ↑ 92.8%

Impressions **23.4M** ↓ -26.3%

CTR **1.5%** ↑ 161.7%



Top Campaigns

	Campaign	Budget	Cost	Conversions	CTR	Avg. CPC	Cost / conv.
1.	1009693 Google Analytics Demo DR mlibaste NA US en Hybrid SEM B...	\$1,073.08	\$504.98	24	45.82%	\$0.4	\$21.04
2.	1009693 Google Analytics Demo DR mlibaste NA US en Hybrid SEM B...	\$236.46	\$1,979.77	13	36.5%	\$2.53	\$152.29
3.	1009693 Google Analytics Demo DR mlibaste NA US en Hybrid SEM B...	\$236.46	\$239.58	0	33.49%	\$3.33	\$0
4.	1009693 Google Analytics Demo DR mlibaste NA US en Hybrid SEM B...	\$90.60	\$86.82	1	32.09%	\$2.02	\$86.82
5.	1009693 Google Analytics Demo DR mlibaste NA CA en Hybrid SEM B...	\$236.46	\$183.59	0	31.87%	\$2.11	\$0
6.	1009693 Google Analytics Demo DR mlibaste NA US en Hybrid SEM B...	\$100.00	\$368.48	3	29.13%	\$1.08	\$122.83
7.	1009693 Google Analytics Demo DR mlibaste NA CA en Hybrid SEM B...	\$50.00	\$262.79	1	25.03%	\$1.35	\$262.79
8.	1009693 Google Analytics Demo DR mlibaste NA US en Hybrid SEM B...	\$236.46	\$200.1	1	24.14%	\$2.86	\$200.1
9.	1009693 Google Analytics Demo DR mlibaste NA CA en Hybrid SEM B...	\$236.46	\$30.32	0	22.72%	\$2.81	\$0