

# INSPIRATION

## Easy Switches: 7 easy bathroom refurb ideas

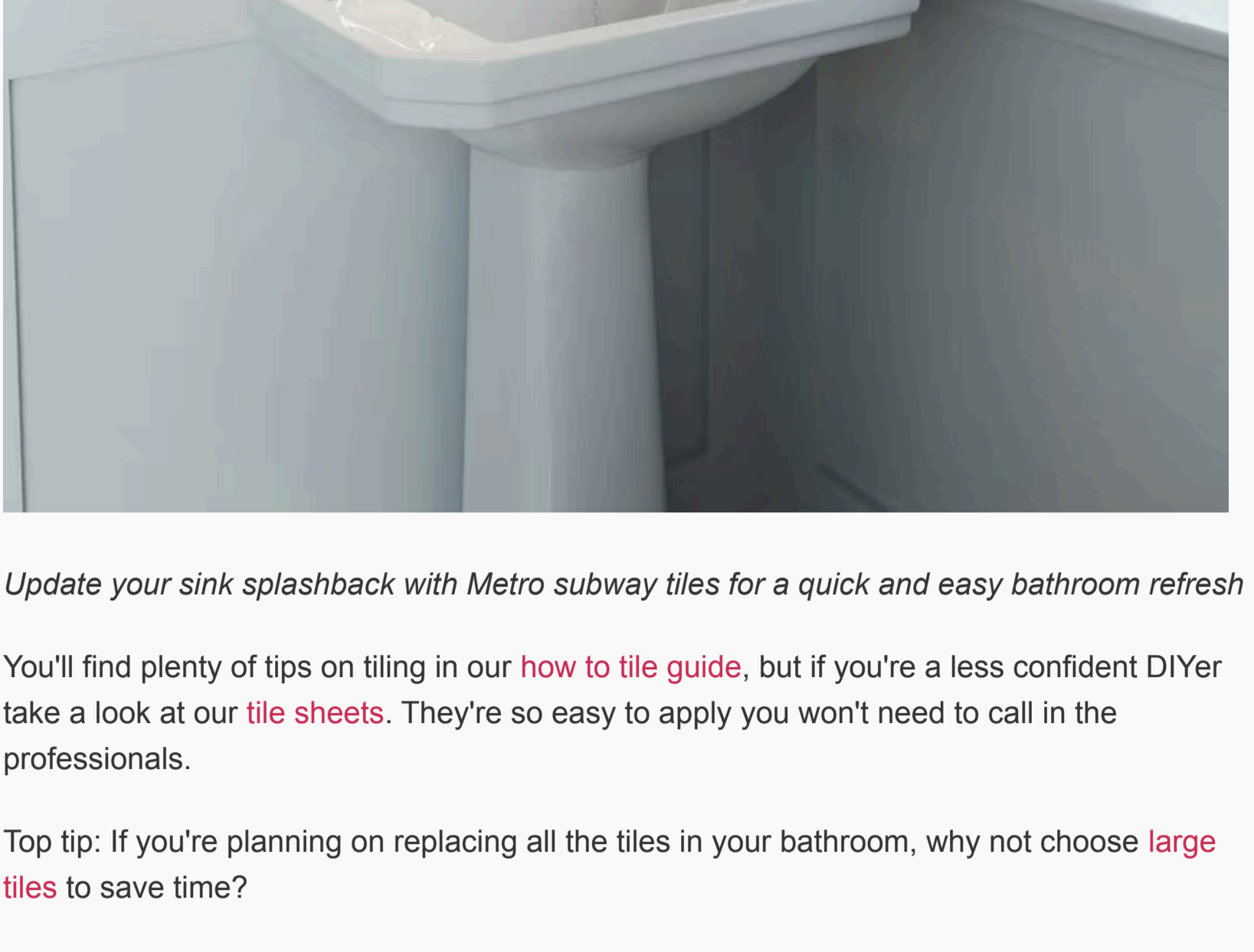
Posted by Rochelle Messner in [Inspiration](#) | 2 months ago 5 min read

**If your bathroom's in need of a boost but your budget won't stretch to a complete overhaul, you're in the right place. We've compiled the most easy ways on your bathroom to-do list and come up with easy and cost-effective ways to get them ticked off in no time.**

Start by deciding which parts of your bathroom need the most attention. If you're short on time or budget, picking just a couple of quick bathroom upgrades is the best way to go. Maybe your family has grown, and you need a bit of extra storage? Or could your tiles do with a touch-up? Whatever you plan to tackle first, let's get started with these 7 easy ideas.

### 1. Transform your tiles

You'll be amazed how much difference a new set of [tiles](#) can make to the look and feel of your bathroom. If you're not ready to completely replace them all, why not try refreshing a smaller area such as your sink splashback? These modern [Metro subway tiles](#) are perfect for quick and easy bathroom tiling projects. They're available in lots of colours including turquoise, blush pink, black and marble, so you can really get creative with colour.



Update your sink splashback with Metro subway tiles for a quick and easy bathroom refresh

You'll find plenty of tips on tiling in our [how to tile guide](#), but if you're a less confident DIYer take a look at our [tile sheets](#). They're so easy to apply you won't need to call in the professionals.

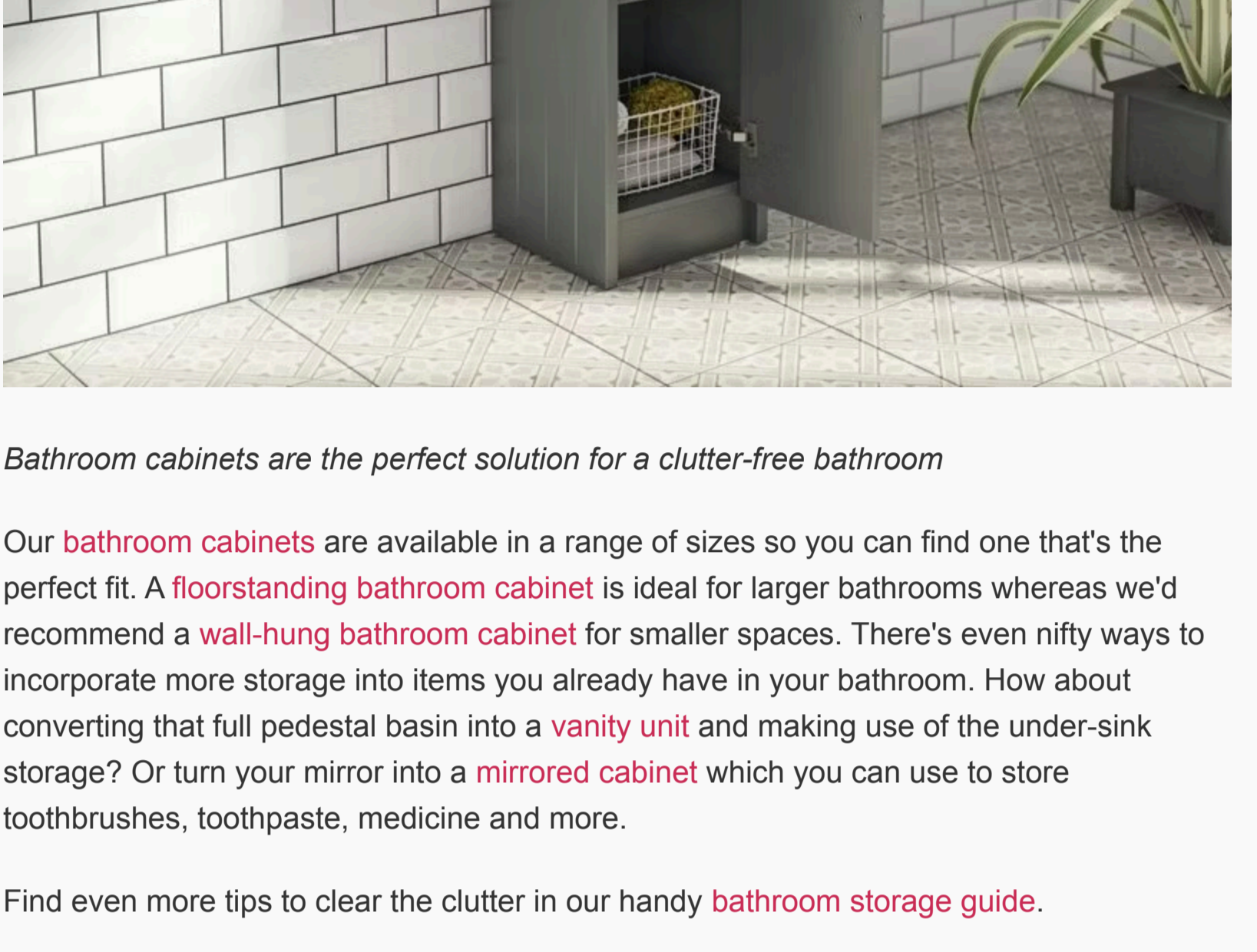
Top tip: If you're planning on replacing all the tiles in your bathroom, don't choose [large tiles](#) to save time?

### 2. Perk it up with paint

If your tiles are looking tatty but you don't have the budget to replace, giving them a fresh coat of paint is a good option. There's plenty of specialist tile paints to choose from in a variety of colours. You could also transform tired [bathroom furniture](#) using paint too. Upcycling is a great way to save money and unleash your inner designer! However, before embarking on your tile or bathroom furniture makeover, have a read of our [bathroom paint and tile paint guides](#), which will tell you everything you need to know about using the right paint.

### 3. Sort the storage

Your family might grow, but the size of your bathroom often doesn't. If you find shower gels are constantly topping over, you can't see the bath edge for all the bottles and the sink's being used as a dumping ground, then it's time to sort the storage. Giving your bathroom a good tidy up and finding a home for everything is a really quick and easy way to refresh your space, and it doesn't have to cost the earth.



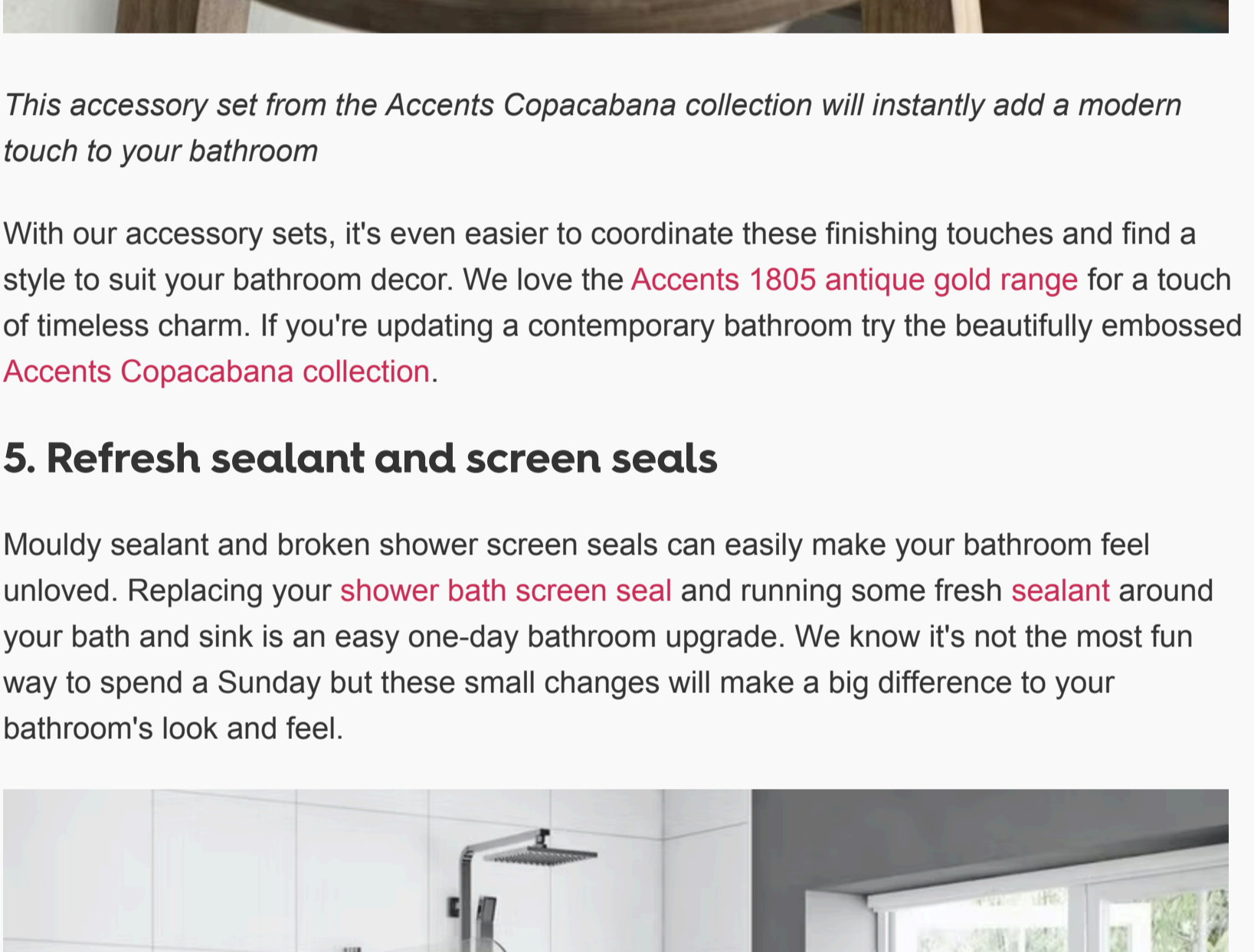
Bathroom cabinets are the perfect solution for a clutter-free bathroom

Our [bathroom cabinets](#) are available in a range of sizes so you can find one that's the perfect fit. A [floorstanding bathroom cabinet](#) is ideal for larger bathrooms whereas we'd recommend a [wall-hung bathroom cabinet](#) for smaller spaces. There's even fifty ways to incorporate more storage into items you already have in your bathroom. How about converting that full pedestal basin into a [vanity unit](#) and making use of the under-sink storage? Or turn your mirror into a [mirrored cabinet](#) which you can use to store toothbrushes, toothpaste, medicine and more.

Find even more tips to clear the clutter in our handy [bathroom storage guide](#).

### 4. Add a few accessories

Sometimes all it takes is a quick [accessory](#) update to refresh one of your bathroom. Swapping out your old [towel rail](#), [toilet roll holder](#) or [soap dispenser](#) is one of the easiest ways to refurb your bathroom on a budget.



This accessory set from the Accents Copacabana collection will instantly add a modern touch to your bathroom

With our accessory sets, it's even easier to coordinate these finishing touches and find a style to suit your bathroom decor. We love the [Accents 1805 antique gold range](#) for a touch of timeless charm. If you're updating a contemporary bathroom try the beautifully embossed [Accents Copacabana collection](#).

### 5. Refresh sealant and screen seals


Mouldy sealant and broken shower screen seals can easily make your bathroom feel unloved. Replacing your [shower bath screen seal](#) and running some fresh [sealant](#) around your bath and sink is an easy one-day bathroom upgrade. We know it's not the most fun way to spend a Sunday but these small changes will make a big difference to your bathroom's look and feel.



Make it feel like a brand new bathroom again with a fresh coat of sealant and a new screen seal

### 6. Trade up your taps

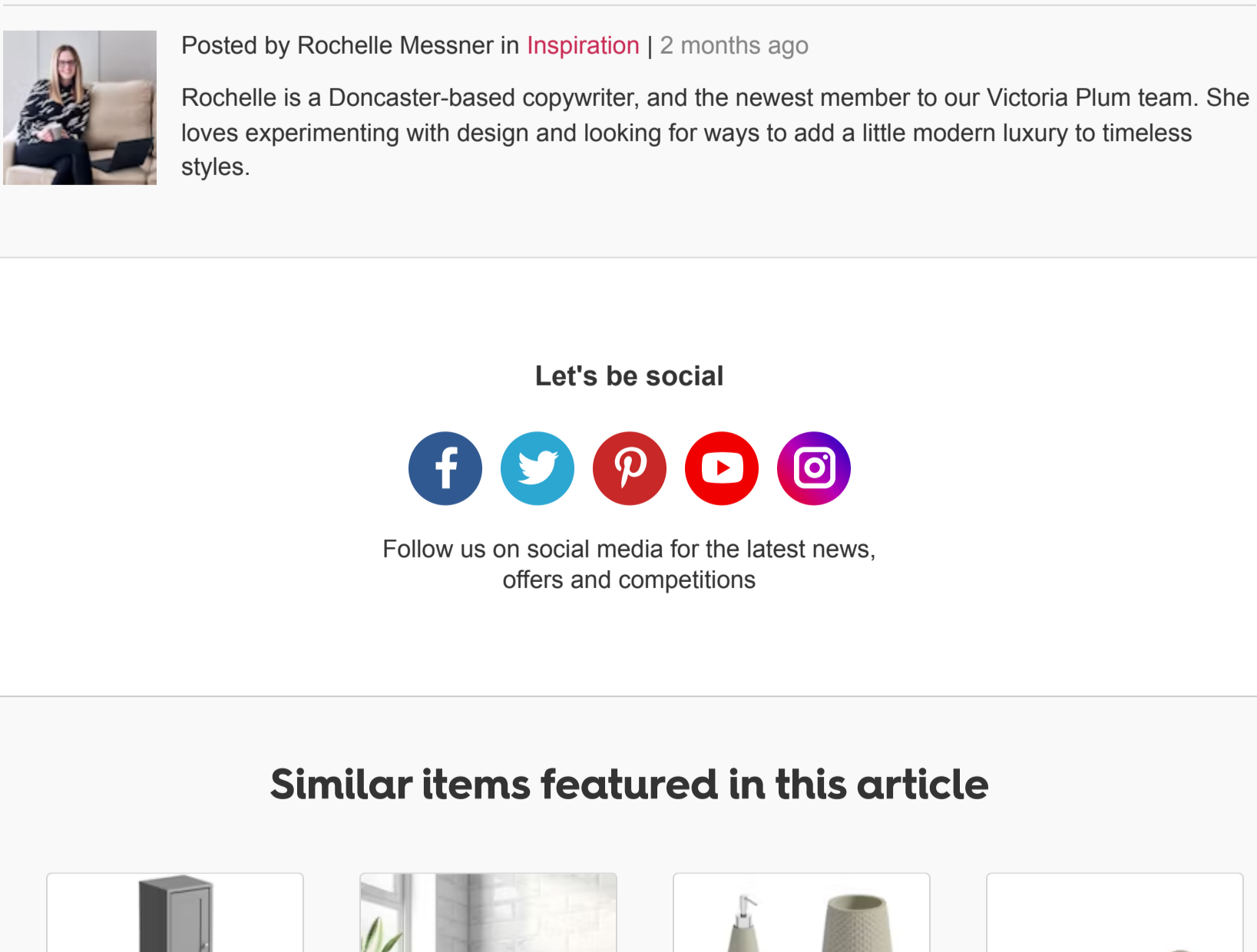
Give your bathroom a new lease of life by simply replacing a few fittings. If your bathroom style is neutral, switching out the [bath taps](#) and [basin taps](#) can easily transform it into a modern haven or a vintage sanctuary, depending on the look you want. Black basin taps against a classic white sink give modern monochrome vibes that are bang up to date. If it's timeless style you're after, antique bronze is a beautiful finish that never goes out of fashion.



Antique bronze fixtures create a timeless, Victorian-inspired bathroom

### 7. Sort out lacklustre lighting

Bad lighting, whether that's natural or artificial, can make even the most high-end bathroom look dull. Light layering is a great way to make sure you've got the right amount of light in the right places. You want your [bathroom lighting](#) to be brighter around your vanity unit to help you with important tasks such as shaving or applying makeup, and dimmer around the 'chillout area', whether that's a bath or shower. [Wall lights](#) and [over-mirror bathroom lights](#) are a great way of adding extra light to your vanity unit without lighting up the whole bathroom.



Show your bathroom in the best light with light layering

For the bath and shower area, consider installing spot lights. Depending on the size of your space you can choose to have as many or as little as you need to create the right amount of mood lighting. Whichever style of lighting you choose, just make sure it's IP44 rated, which means it's suitable for a bathroom environment. Take a look at our handy [choosing bathroom lights blog](#) for even more tips and tricks.

### More easy bathroom refurb ideas

Find plenty more inspiration for your next bathroom makeover in our [luxury bathroom on a budget blog](#).

Posted by Rochelle Messner in [Inspiration](#) | 2 months ago

Rochelle is a Doncaster-based copywriter, and the newest member to our Victoria Plum team. She loves experimenting with design and looking for ways to add a little modern luxury to timeless styles.

Let's be social

Follow us on social media for the latest news, offers and competitions

### Similar items featured in this article

<p>Orchard Duwich stone grey tall storage unit <b>£315</b> ★★★★☆ (21)</p>	<p>Calcio Maxi Metro subway carrara bevelled <b>£28.42</b> m<sup>2</sup> ★★★★☆ (3)</p>	<p>Accents Copacabana cream ceramic 3 piece <b>£28.99</b> <del>£62.99</del> ★★★★☆ (6)</p>	<p>The Bath Co. Daleton antique bronze wall <b>£105</b> ★★★★☆ (1)</p>
---	--	---	---

### Related stories

<p><b>INSPIRATION</b> 8 tips to enhance natural light in your bathroom If your bathroom is a bit on the dim and dingy side, never fear. Read out...</p> <p>8 years ago <span style="float: right;">2 mins read</span></p>	<p><b>ROOM PLANNING</b> How can I update my bathroom in a cost effective way? Looking for ways to improve your bathroom on a budget? Fear not: it's easy...</p> <p>1 year ago <span style="float: right;">5 mins read</span></p>	<p><b>INSPIRATION</b> Bathroom ideas on a budget Discover just how much money you can save with these budget bathroom ideas...</p> <p>1 year ago <span style="float: right;">7 mins read</span></p>
---	--	---

Let's keep in touch, sign up today and get **£20 off your first order**

Email address  **Get £20 off**

£20 off discount code is only valid with a minimum spend of £249

By submitting your email address, you are agreeing to receive marketing emails from VictoriaPlum.com. We'll never share your email address and you can unsubscribe at any time. [Privacy policy](#)

<b>About us</b> About VictoriaPlum.com Sustainability Latest news Careers Affiliate programme Modern slavery statement Showrooms	<b>Shopping</b> Shop brands Shop deals Delivery information Product guarantees Price match Bathroom ideas	<b>Services</b> Trade account Bathroom Design Service Bathroom advice Klima Clearpay	<b>Customer care</b> Account Track your order Return policy Customer reviews Contact us FAQs
---	---	---	--