




Digital & Virtual Healthcare Ecosystem

through


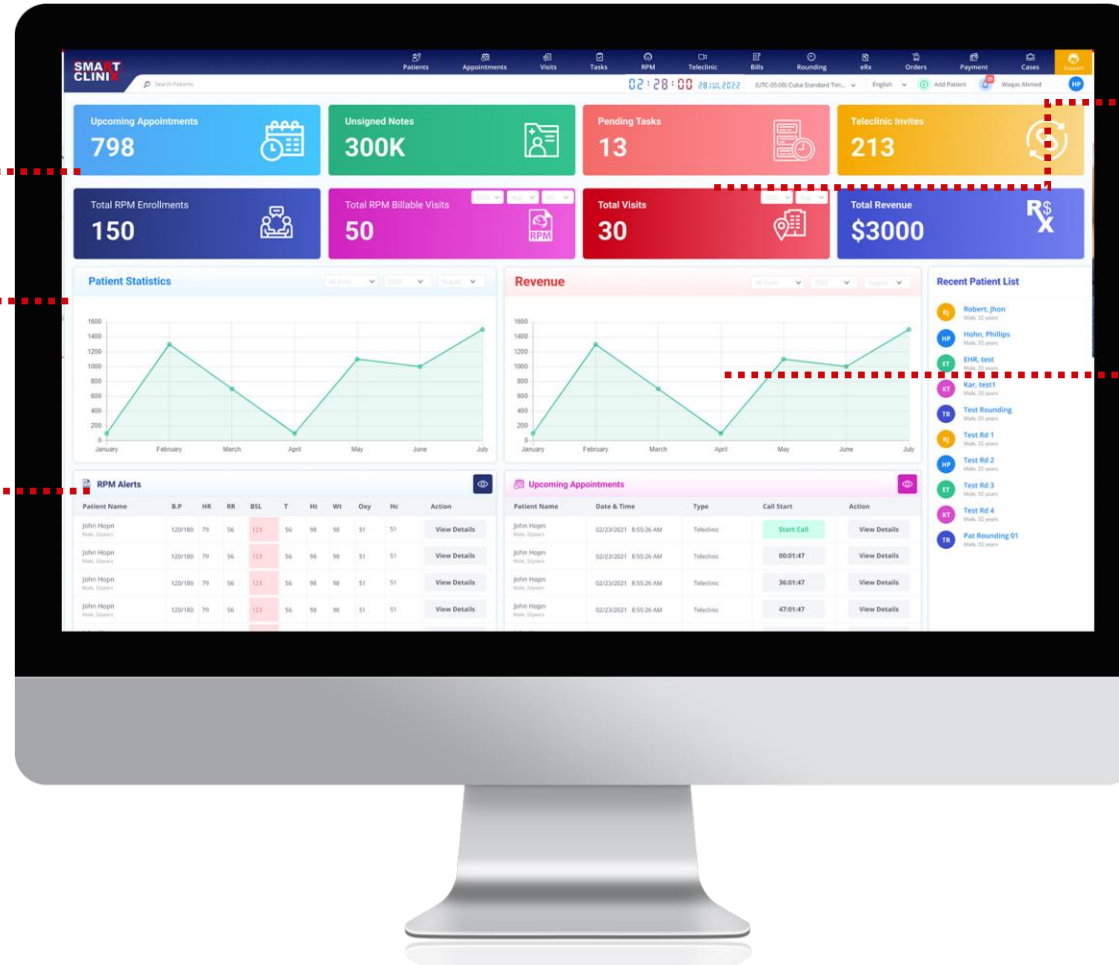

SmartClinix

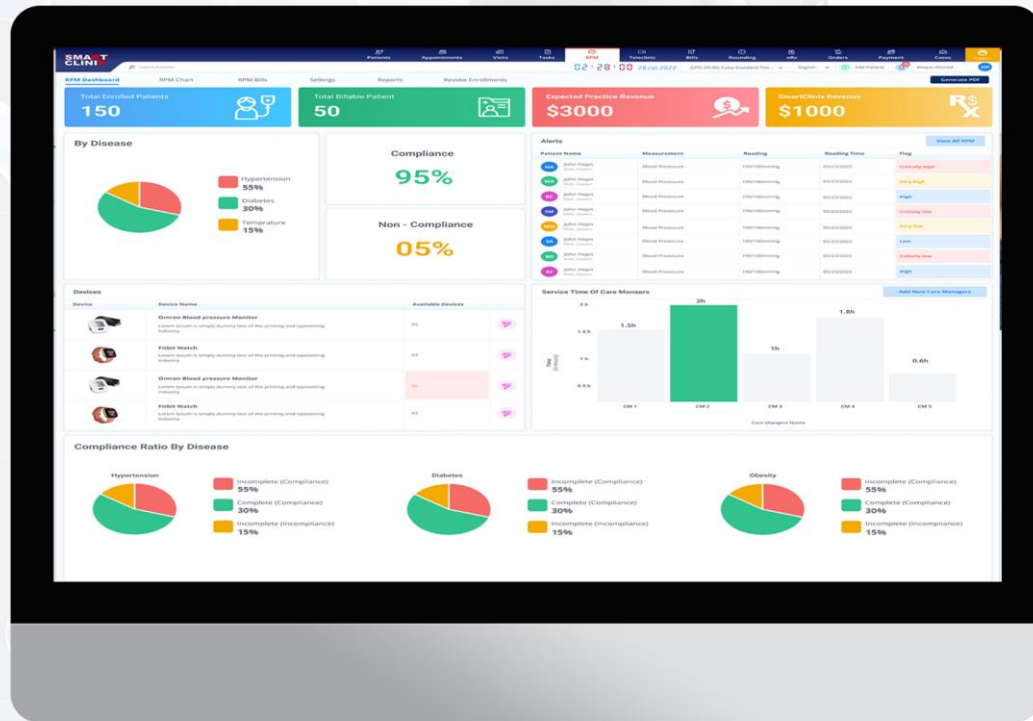
Making Healthcare *VIRTUAL*

Virtual health is the future, and SmartClinix will take your practice to that future. We create Complete Virtual Care Ecosystems through Remote Patient Monitoring. The recently revamped SmartClinix is here to make the virtualization journey as smooth for you as possible.

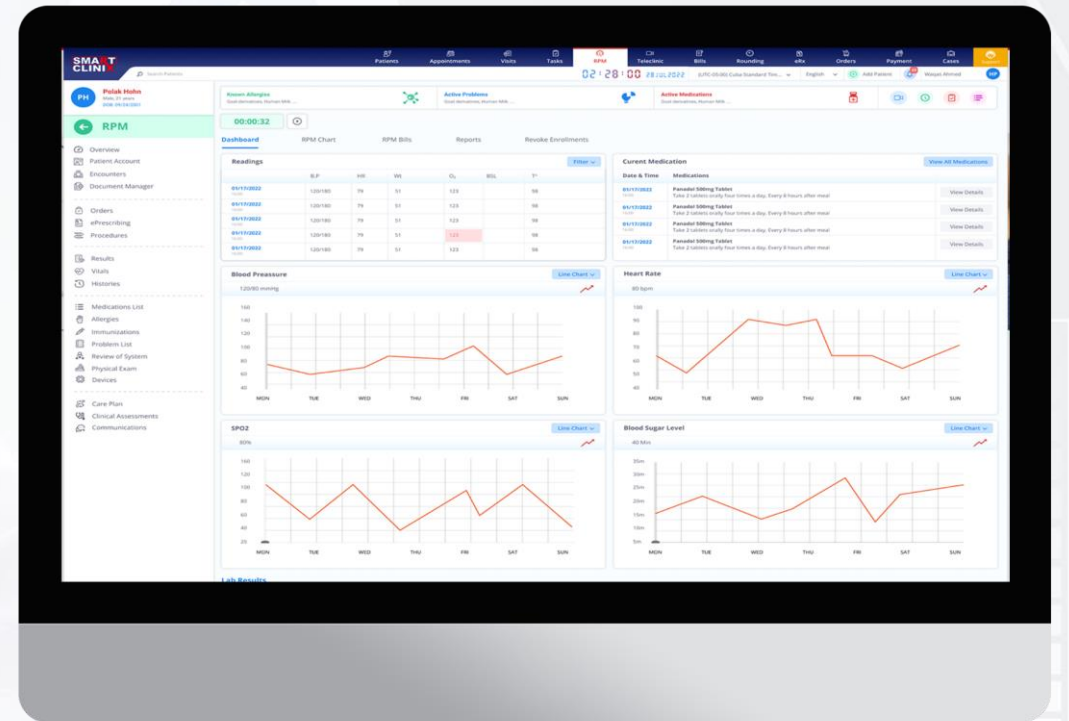


A Unified Experience





A Complete Remote Patient Monitoring System

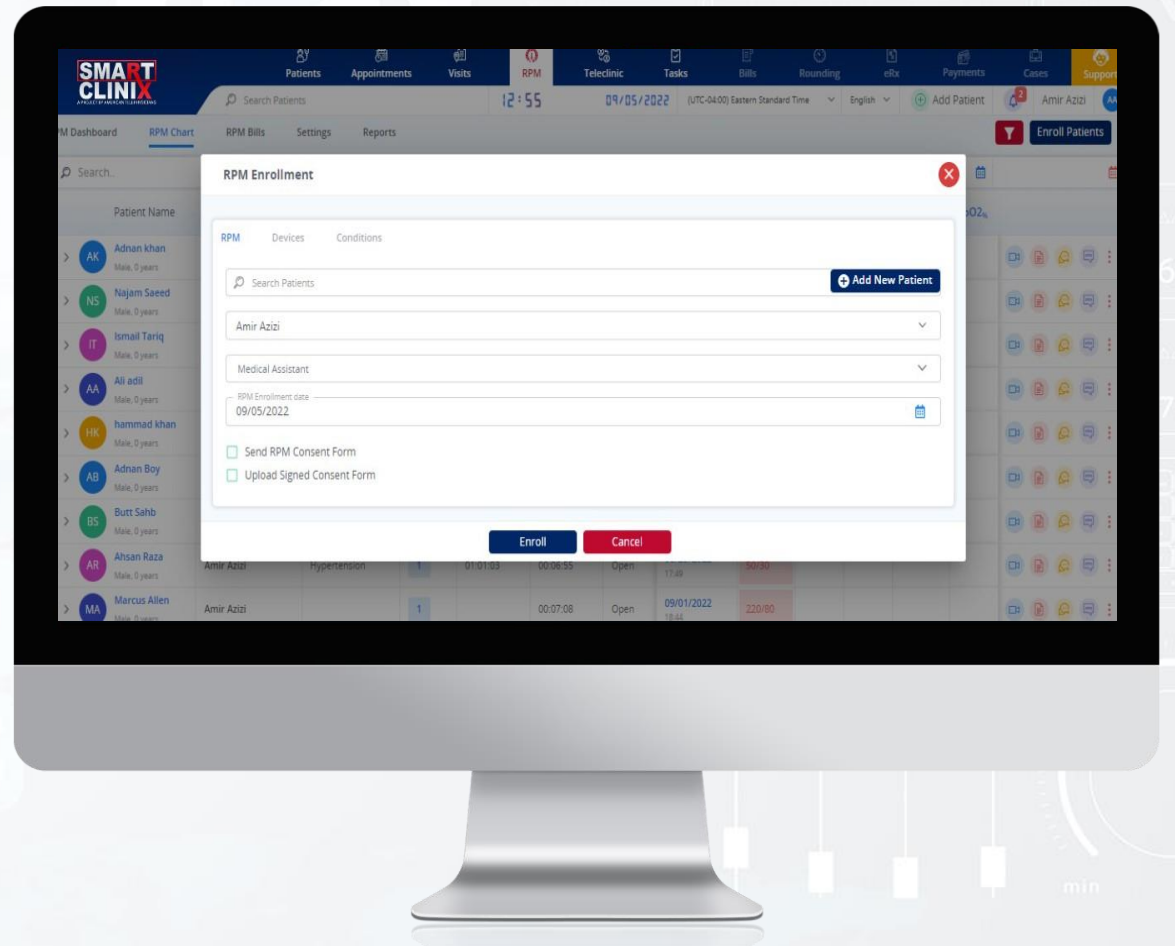


RPM Patient Data Tracking

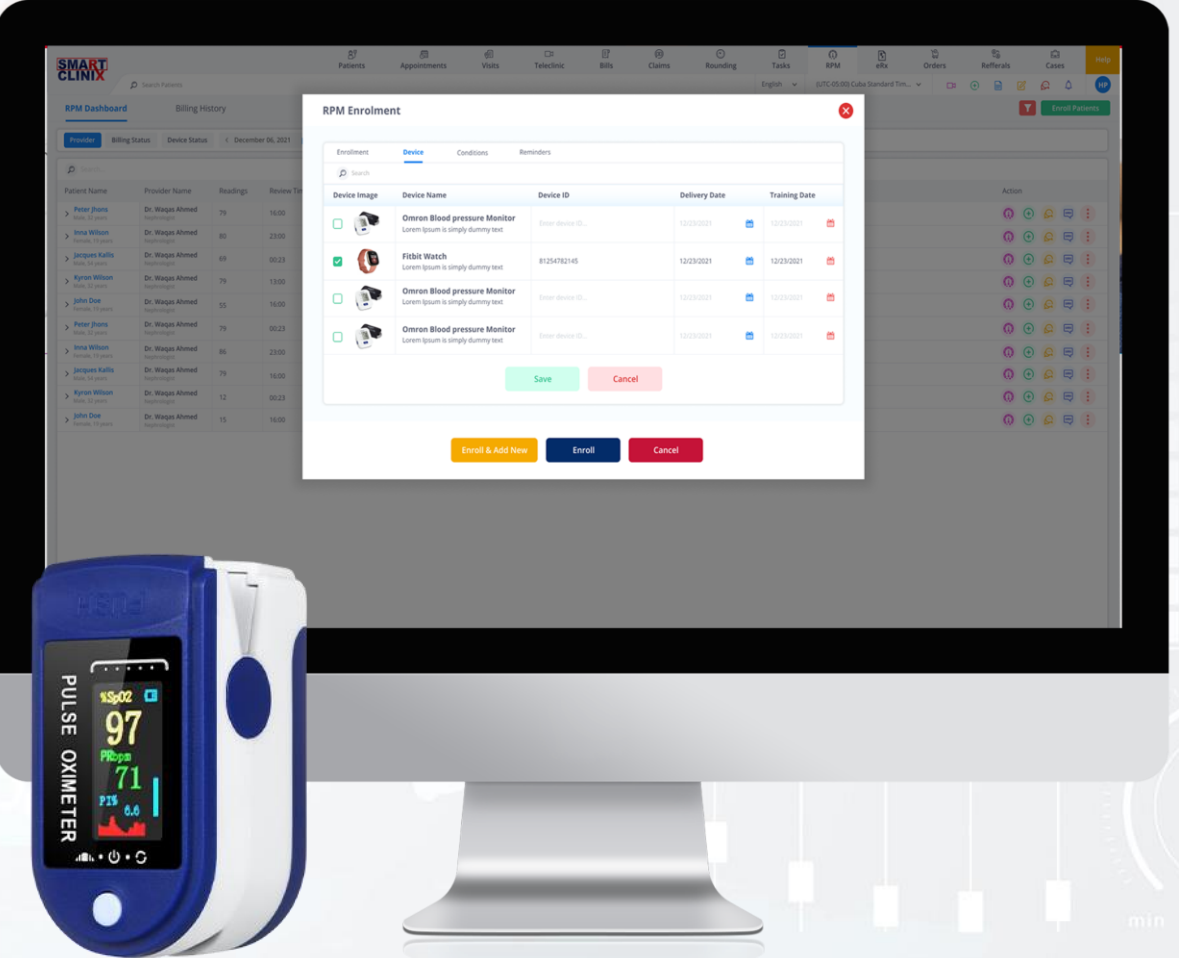
Enrollment Made Simple

Add new patients to the program in just a few clicks.

You get everything from patient's enrollment date to the conditions being treated, and even devices that are being used by the patient –all on an accessible interface making enrollment easy and simple.



Device Connectivity



628

739

min ma

Manage Your Patients

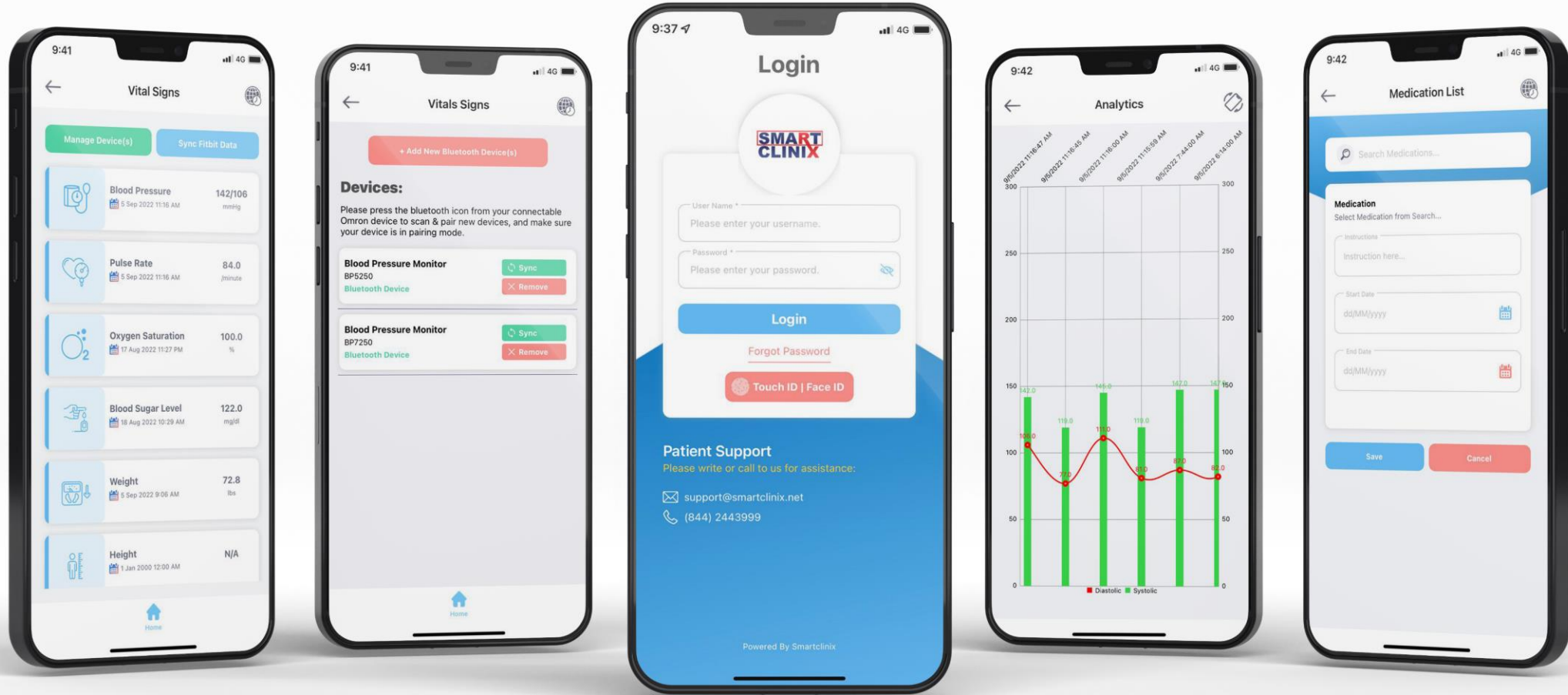
Time log, enrollment details, bill creation, and telemedicine, find everything in a handy location for seamless management of the RPM program.

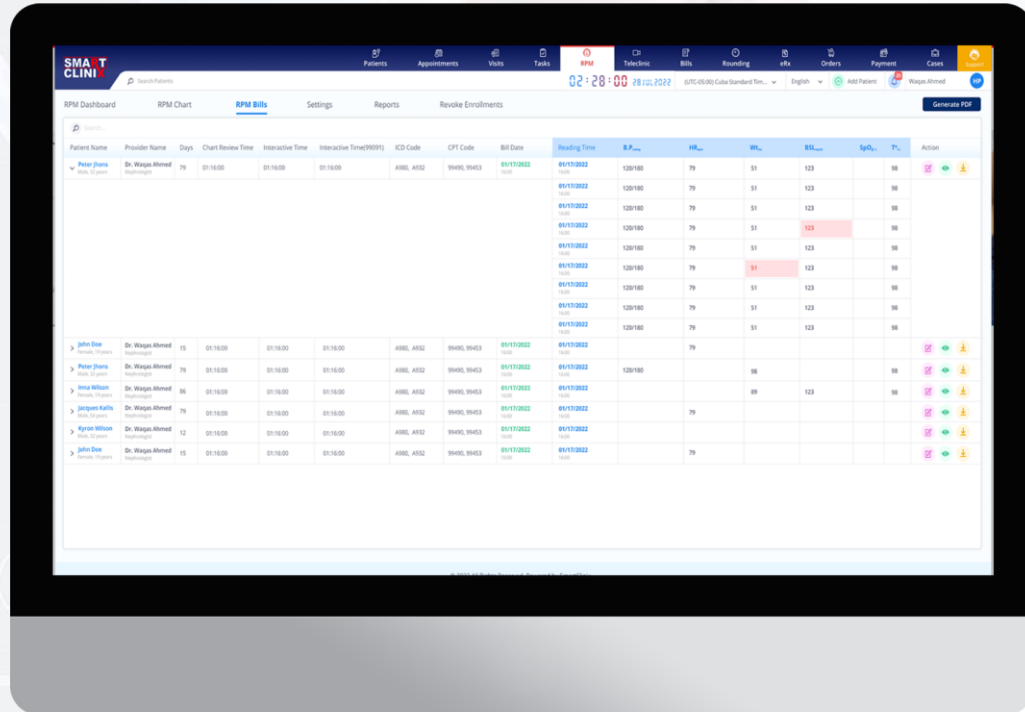
You will find involved provider(s), charting days, total interaction time, and readings against each patient on the same screen.

The image shows a computer monitor displaying the SMART CLINIC RPM Dashboard. The dashboard is divided into several sections:

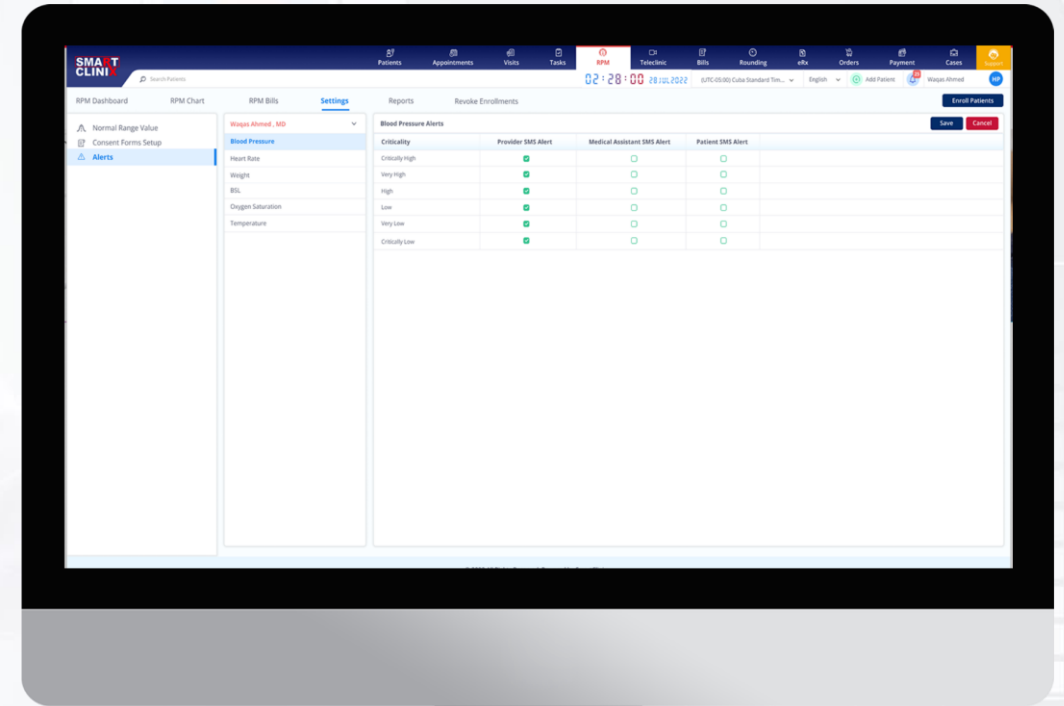
- Top Navigation:** Includes tabs for Patients, Appointments, Visits, Tasks, RPM, Teleclinic, Bills, Roundings, URS, Outlets, Payments, Cases, and an Enroll Patients button.
- Search and Filters:** A search bar for patients and a filters section on the left with expandable categories: Status, Diagnosis, Provider, Care Manager, Flag, Consent Status, and Patient Login.
- Table View:** A main table with columns: Patient Name, Provider Name, Diagnosis, Reading Days, Interactive Time, Chart Review Time, Status, Last Reading, BP, HR, Wt, BSA, and SpO2. The first row shows Peter Phara, Dr. Wages Ahmed, Blood Pressure, 13, 01:16:00, 01:16:00, Blotchy, 01/17/2022, 120/180, 79, 51, 123.
- Details Panel:** A panel on the right showing details for the selected patient, including:
 - Last Billed Date: 01/17/2022
 - Interactive Time (B9091): 01:16:00
 - Enrollment Date: 01/17/2022
 - Care Managers: Wages Ahmed
 - CPT Codes: 9045, 9041, 9047, 9046, 9029
 - Charges: \$100
 - Location: Test Practice ABC
 - CT-10 Diagnosis: A885, A932
- Reading Log:** A table below the details panel showing a list of readings for the patient, with columns for Patient Name, Provider Name, Diagnosis, Reading Days, Interactive Time, Chart Review Time, Status, and Last Reading.

App for Patients & Physicians





Revenue Cycle Management




Timely Alerts

Technology

Clinical applications operate on large amount of persistent data within application workflows that, if not handled efficiently, severely impacts the overall system performance for its users. Therefore, this requires a specialized effort on the implementation part to utilize a technology that is optimized for performing on the cloud infrastructure to ensure security, performance and scalability.

SmartClinix utilizes latest Angular framework as the baseline frontend technology having built-in capabilities that combines with the enhanced server side enterprise software architecture to develop an application that maximizes all quality attributes of a reliable software.



Security

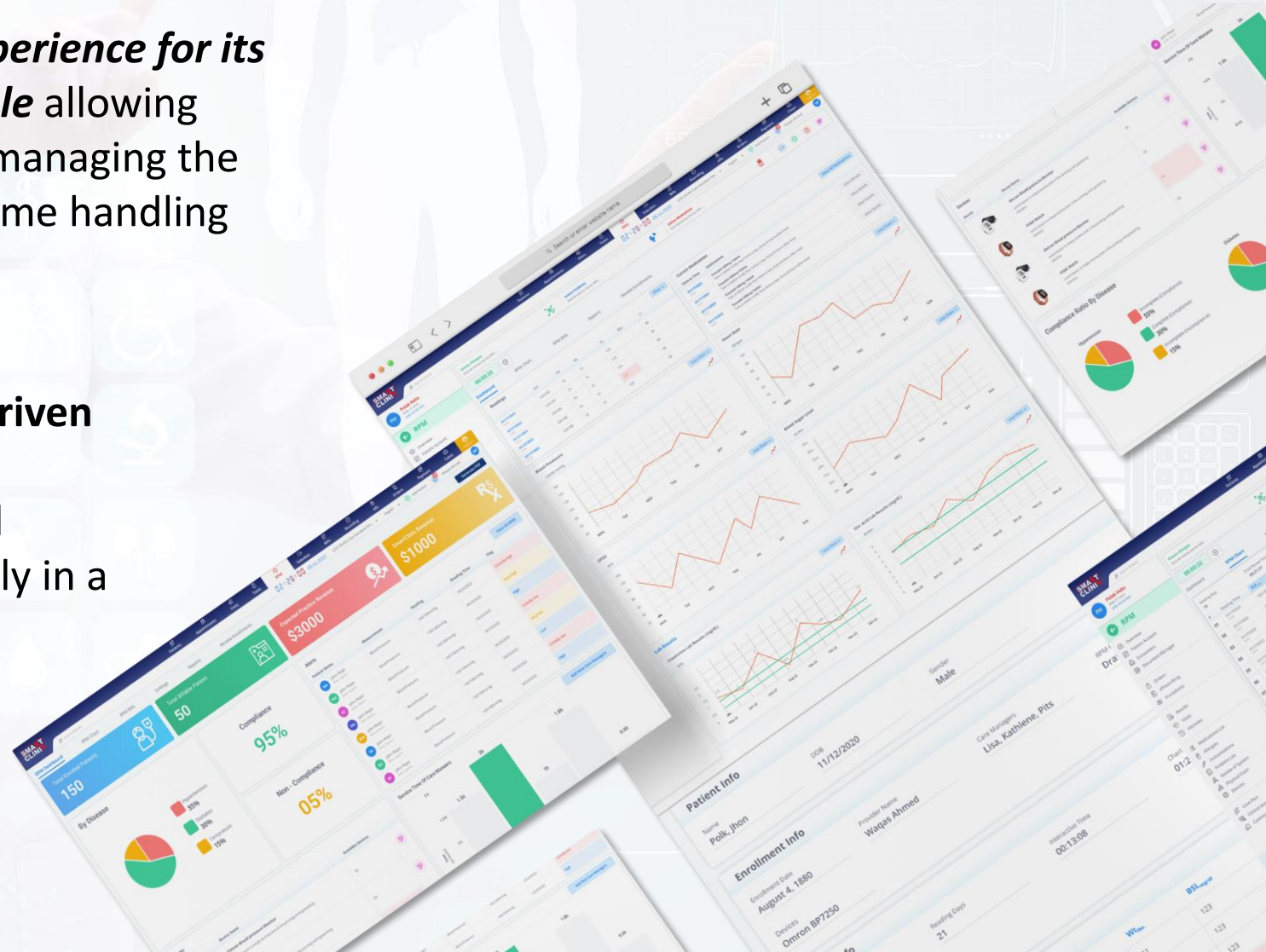
SmartClinix implements a secure HIPAA-compliant solution that protects data and information from unauthorized access, use, disclosure, disruption, or modification to ensure confidentiality, integrity, and availability.



Technology

Smartclinx focuses on designing the **best experience for its users that is seamless, convenient, and simple** allowing clinicians to remain dedicated on efficiently managing the patient care instead of spending unwanted time handling cumbersome system workflows.

An adaptable, configurable and template-driven user experience design enables its users to operate in a customizable environment and achieve their goals effectively and proficiently in a timely manner.



Technology We Use



Database:

Microsoft SQL Server



Cloud Hosting:

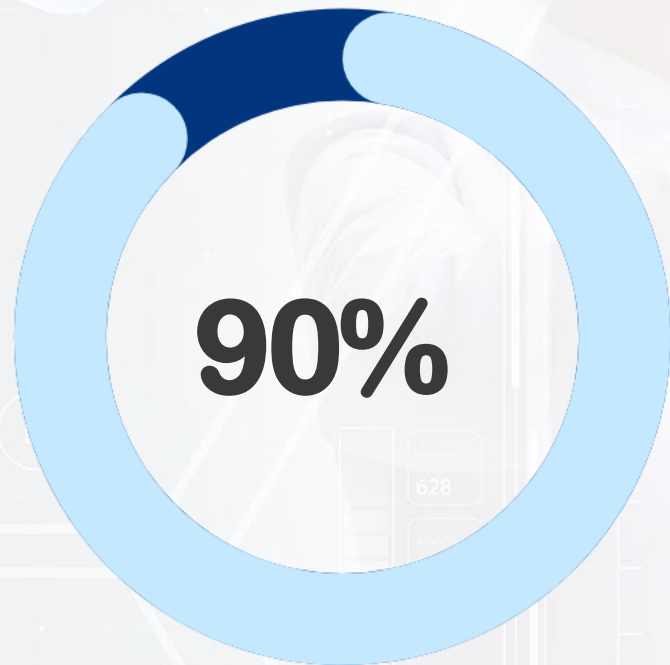
AWS (Country specific, based on client need. Default is AWS hosting in USA)



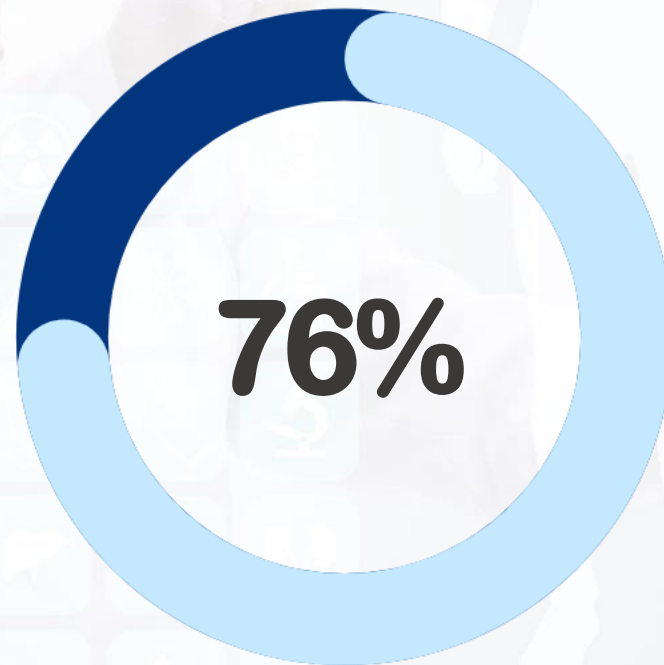
API Framework:

Restful Web API

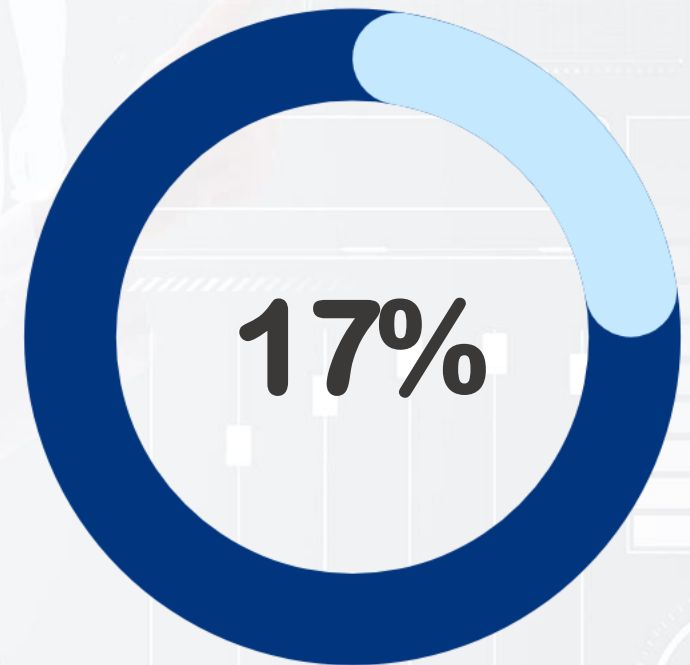
Start a Virtual Care Program



**Increase in
patient satisfaction**



**Decrease in Hospital
Readmissions**



**Number of healthcare
organizations that cite
cost reductions**

Specialties we help

- Customizable disease focused workflows
- Built-In Virtual Care Platform
- Integration with Point Click Care EMR (4000 + senior living facilities)
- Affordable Cost
- Wide range of devices



Diabetes
Care
Program



COPD /
Asthma
Care
Program



CHF Care
Program



Kidney
Care Program



Stroke Care
Program

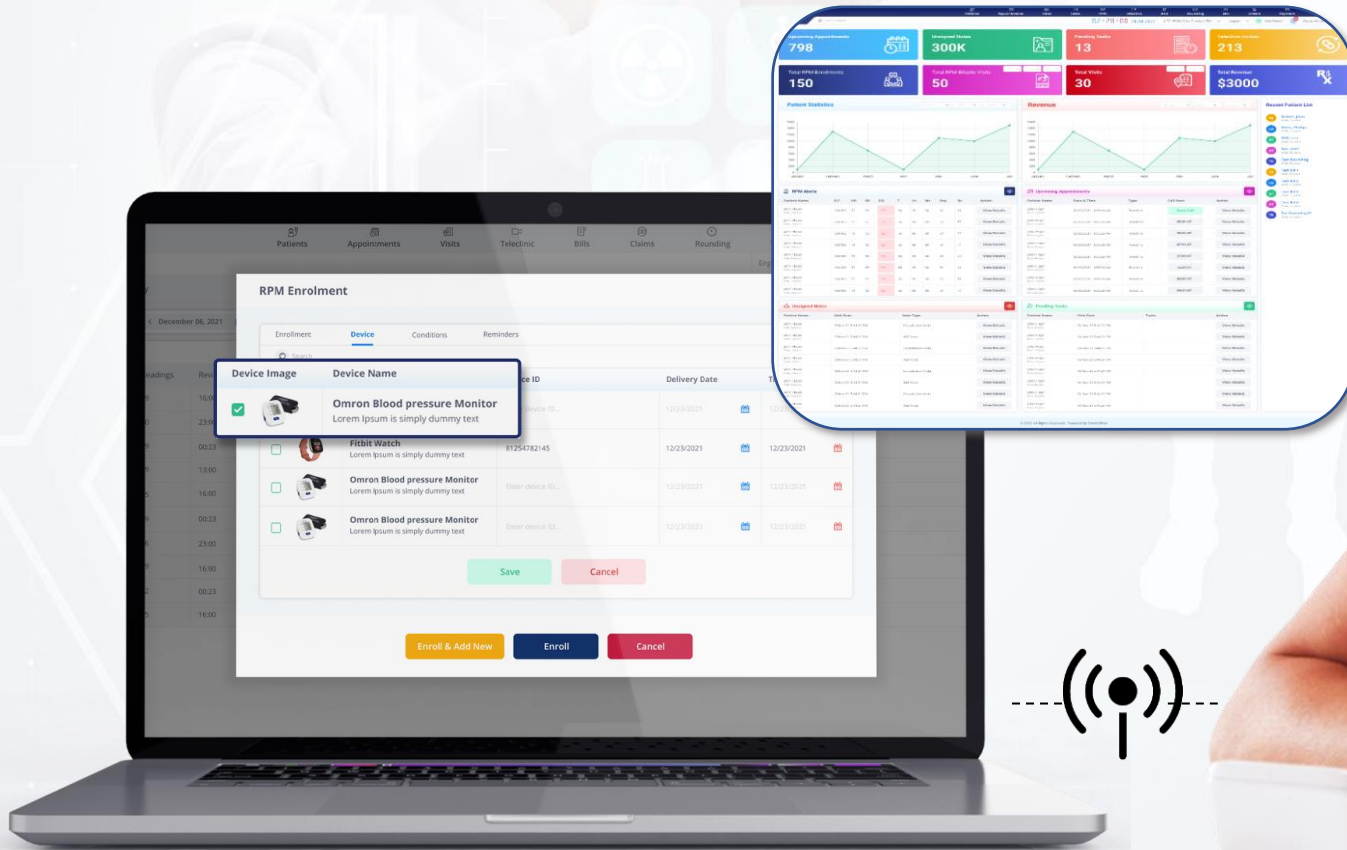


Hypertension
Care Program



Post MI Care
Program

Virtual Care Program for Nephrologists



Virtual Care Program for Pulmonologist

The image illustrates a virtual care program for a pulmonologist. It features a laptop displaying a software interface for RPM enrollment, a floating window showing data charts, and a patient using a wearable device.

The laptop screen shows the "RPM Enrolment" interface with the following table:

Device Image	Device Name	Device ID	Delivery Date	Training Date
<input type="checkbox"/>	Omron Blood pressure Monitor Lorem Ipsum is simply dummy text	Enter device ID	12/23/2021	12/23/2021
<input checked="" type="checkbox"/>	Pulseoximeter Lorem Ipsum is simply dummy text	Enter device ID	12/23/2021	12/23/2021
<input type="checkbox"/>	Omron Blood pressure Monitor Lorem Ipsum is simply dummy text	Enter device ID	12/23/2021	12/23/2021
<input type="checkbox"/>	Omron Blood pressure Monitor Lorem Ipsum is simply dummy text	Enter device ID	12/23/2021	12/23/2021

The floating window displays a dashboard with various metrics and charts:

- 798 (Patients)
- 300K (Revenue)
- 13 (Visits)
- 213 (Teleclinics)
- 150 (Appointments)
- 50 (Bills)
- 30 (Claims)
- \$3000 (Rounding)

The patient is shown sitting in a chair, holding a wearable device, with a wireless signal icon indicating connectivity to the system.

Virtual Care Program for Endocrinologist

RPM Enrolment

Device Image	Device Name	Device ID	Delivery Date	Training Date
<input type="checkbox"/>	Omron Blood pressure Monitor Lorem Ipsum is simply dummy text	Enter device ID...	12/23/2021	12/23/2021
<input type="checkbox"/>	Fibbit Watch Lorem Ipsum is simply dummy text	8125478245	12/23/2021	12/23/2021
<input type="checkbox"/>	Omron Blood pressure Monitor Lorem Ipsum is simply dummy text	Enter device ID...	12/23/2021	12/23/2021
<input checked="" type="checkbox"/>	Blood Sugar Monitor Lorem Ipsum is simply dummy text	Enter device ID...	12/23/2021	12/23/2021

Buttons: Save, Cancel, Enroll & Add New, Enroll, Cancel



Virtual Care Program for Cardiologist



Integrated Devices



- Omron Blood Pressure BP-5250
- Omron Blood Pressure BP-7250
- Omron Weight Scale BCM-500



- Smartmeter Blood Glucose device
- Smartmeter Blood Pressure device
- Smartmeter Weight device
- Smartmeter Blood Oxygen device



- Fitbit Charge5 Health Tracker Watch



Essential CPT Codes

99453

Initial set-up and patient education on the use of equipment

Billing Frequency

Once
at set-up

\$19.46

99454

Device supply with daily recording and programmed alerts

Billing Frequency

Monthly

\$64.15

99457

Clinician spends 20 minutes in a calendar month management

Billing Frequency

Monthly

\$51.14

99458

Add-on to 99457. Billable twice for each individual; 20 min block

Billing Frequency

Monthly

\$42.22

99091

Collection & interpretation of patient data by QHCP; minimum 30 min/month

Billing Frequency

Monthly

\$58.38

Our Packages/Transparency

\$15

- RPM system. Telemedicine. EMR.
- Complimentary Virtual Care
- Portal – worth \$5,000

\$30

- Everything in the \$15 Package
- Virtual Care Support Team

**Packages can be modified as per your requirements*



Complete Medical Billing Services *Add-on*



Provider
Credentialing



Eligibility
Verification



Claims
Submission



Payment
Posting



A/R Follow Up



Denial
Management




Complete
Reporting

✓ *We charge an affordable rate of 3.9%*

Digital Marketing Solutions *Add-on*



Search Engine
Optimization



Social Media
Marketing



Practice Website
Development



PPC Management



Email Marketing



Content Marketing



**Let's Make RPM Simple,
Together**



THANK YOU!