

Westchester Home Summer 2016

HOMER

WESTCHESTER

Simple Summer Entertaining

Check out
our
NEW LOOK

Pool
Houses
That
WOW

+ *Outdoor Accessories,
Kitchens, and more*

westchestermagazine.com

SUMMER 2016



today media \$4.99

Wood·Mode®
FINE CUSTOM CABINETS

Photography by Peter Krupenye

Bilotta

Flagship Showroom - Mamaroneck, NY
A&D Building, New York, NY
Mount Kisco, NY
866.BILOTTA | www.bilotta.com

Baccarat



R & M Woodrow Jewelers

21 Purchase St., Rye, NY (914) 967-0464
www.woodrowjewelers.com



facebook.com/WoodrowJewelers

CALIFORNIA CLOSETS®



©2016 California Closet Company, Inc. All rights reserved. Each franchise independently owned and operated.

Your home is a sanctuary and should be as beautiful as you can imagine. Let California Closets design a custom system just for you and the way you live, and help make your dream home a reality with our exclusive materials and exceptional designs. Visit our showroom or call us today to arrange your complimentary design consultation.



The finish is BOND I | TOPOS 2016 finish.

LEICHT[®]

Westchester Kitchens
GERMAN PERFECTION IN DESIGN

KITCHENS • VANITIES • CLOSETS • PANTRIES • OFFICES • ENTERTAINMENT UNITS • LAUNDRY ROOMS

HOW MUCH WILL MY KITCHEN COST-90-MIN MONTHLY SEMINARS.

200 EAST MAIN STREET • MOUNT KISCO, NY 10549 • 914-218-3433

WWW.LEICHTWESTCHESTER.COM **10% SUMMER DISCOUNT**

NEW YORK | WESTCHESTER | BROOKLYN | QUEENS | CHICAGO | MIAMI | GREENWICH

GREENWICH SHOWROOM WILL BE OPEN THIS COMING JUNE





48

48 POOL HOUSES THAT MAKE A SPLASH

Grab your towel and sunscreen, and take a peek at four fabulous pool houses.

BY ANDREA BARBALICH

58 BRIGHT, BOLD, AND BEACHY

Get inspiration for your own abode from this colorful beach house.

BY JENN ANDRLIK

66 SIMPLE SUMMER ENTERTAINING

Easy entertaining ideas for a large or small outdoor fete.

BY JENN ANDRLIK

72 WELCOME TO RIVENDEL

A family works for years to create a truly magical garden.

BY TOVAH MARTIN

KBS

KITCHEN & BATH SOURCE™



Fine cabinetry by Plain & Fancy, Medallion, UltraCraft, and KBS Signature.

Outdoor kitchens by Brown Jordan. Inspiration by KBS,

Westchester's premier design, cabinetry and remodeling showroom.

50 Virginia Road, White Plains, NY 10603 (914) 946-8600 kbskitchen.com

Contents

DEPARTMENTS

Summer 2016

10 EDITOR'S MEMO

13 OUT & ABOUT

14 WHEN IN...

Where to go, eat, and shop in Larchmont.

BY LAURIE YARNELL

16 OUTDOOR KITCHEN

Iron Chef judge and TV personality Donatella Arpaia shares tips for creating a special outdoor kitchen.

BY JENN ANDRLIK

22 PEOPLE TO KNOW

Meet dynamic and modern designer Claire Paquin.

BY ANDREA BARBALICH

29 HOME FRONT

30 MARKET REPORT

Everything you need to create a comfortable and stylish outdoor space this summer.

MARKET WORK AND TEXT
BY MELISSA DEANE

40 IN THE GARDEN

How to choose, plant, and care for annuals easily.

BY TOVAH MARTIN

44 RENOVATION OF THE BATHROOM

A designer mom creates a masculine bathroom for her boys.

BY MARY KATE HOGAN

90 AND THE WINNERS ARE...

See the 10 winners of our annual design contest.

92 REAL ESTATE

Peruse these listings to find your dream house on the water.

BY MARY KATE HOGAN

95 CURB APPEAL

Pretty and preppy details to make your front entrance stand out.

TEXT BY JENN ANDRLIK
MARKET WORK BY MELISSA DEANE

96 DESIGNER FAVORITES

Past Design Awards finalists and winners share their top tips.



30



22



14



38



95



ARTISTIC TILE

ABSOLUTELY WORTH IT
ARTISTICTILE.COM/WESTCHESTER | 914-215-5345

65 TARRYTOWN ROAD, WHITE PLAINS, NY 10607
SHOWROOMS NATIONWIDE

HOME

WESTCHESTER

Publisher Ralph A. Martinelli

ART/EDITORIAL

Editorial Director Robert Schork
Group Creative Director Robert Supina
Executive Editor Jenn Andrlík
Creative Director Halina Sabath
Editor-at-Large Nancy Soriano
Senior Editor Kathryn Walsh
Senior Writer Karen Odom
Digital Editors Andrew Dominick,
Jonathan Ortiz
Art Assistant Tykisha Jacobs
Copy Editor Allison Hatfield
Interns Billy Catechis, Michael Rofrano

PRODUCTION

Production Director Kathee Casey-Pennucci
Associate Art Director Jodi Cecere
Imaging Specialist Lauren Golde
Production Designer Alexandra Tutelian

WEB/IT

Director of New Media Mike Martinelli
Director of IT Lenny Carpenito
Director of Digital Strategy Greg Mathias

CONTRIBUTORS

Writers Andrea Barbalich, Melissa Deane,
Mary Kate Hogan, Tovah Martin,
Laurie Yarnell
Illustrators and Photographers
Andre Baranowski, Ken Gabrielsen,
Mariko Jesse, Ellen McDermott

CIRCULATION

Circulation Director Greg Wolfe
Digital Marketing Analyst Deanna Garrett
Circulation Manager Russell Marth

ADVERTISING

Associate Publisher Samuel N. Wender
Sales Manager Ana Medina Mantini
Account Executives Matthew Bonanni,
Rosana Cohen, Jill Coronel, Pearl
Frabotta, Luanne McCabe, Frank
Tarascio, Joyce White
Digital Sales Manager Lauren Pettus
Sales Support Manager Angie Bodden
Publisher's Representatives
Iver Sales and Marketing, Inc.; MCB
Media Sales, Inc.; MCase Media

MARKETING

Director of Marketing
Jennifer D'Ambrosio
Marketing Communications Manager
Barbara Begley
Distribution Manager Paul Greicius
Graphic Designer Arlene So
Social Media Coordinator Sara Strauss
Marketing Assistant Casey Ferreira
Marketing Interns Kaila Basile,
Sandra Suarez

ADMINISTRATION

Chief Financial Officer
William R. Wehrman
Office Manager/Digital Sales Coordinator
Catherine Colón-Cocco
Administrative Assistant Natalie Martelli
Accounting Manager Jennifer Heller
Financial Manager Donna Kraidman
Senior Credit Analyst Jennifer Schuele
Bookkeeper Michele Ward

TODAY MEDIA CUSTOM COMMUNICATIONS

COO/Group Publisher Richard J. Martinelli
Senior Account Executive Allan Kolstein

**PUBLISHED BY WESTCHESTER MAGAZINE, A DIVISION OF
TODAY MEDIA, A MARTINELLI HOLDINGS LLC.**

HOW TO REACH US

Editorial (914) 345-0601, ext. 163 jandrlík@westchestermagazine.com
Art Department (914) 345-0601, ext. 126 art@westchestermagazine.com
Production (914) 345-0601, ext. 125 production@westchestermagazine.com
Advertising (914) 345-0601, ext. 138 sales@westchestermagazine.com
Circulation/Subscriptions (800) 254-2213 circ@westchestermagazine.com
Marketing (914) 345-0601, ext. 149 pr@westchestermagazine.com
Custom Communications (914) 345-0601, ext. 136 richard.martinelli@todaymediainc.com

FOR REPRINTS, PERMISSIONS, AND LICENSING OF WESTCHESTER HOME CONTENT: NICK IADEMARCO AT
WRIGHTS MEDIA: (281) 419-5725 (EXT. 102) OR NIADEMARCO@WRIGHTSMEDIA.COM

Westchester Home: Summer 2016, Vol.14, Number 3. Copyright © 2016 (USPS: 16980) is published four times per year (Spring, Summer, Fall, and Winter issues) by Today Media, a Martinelli Holdings LLC, 2 Clinton Ave, Rye, New York, 10580. Periodicals postage paid at Rye, New York and additional mailing offices. All Rights Reserved. This magazine or its trademarks may not be reproduced in whole or in part in any form or by any means electronic or mechanical, including photocopying or recording, or by any information storage and retrieval system now known or hereafter invented without written permission from the Publisher. Westchester Home assumes no responsibility for unsolicited materials. Subscriptions: \$15.96 per year (4 issues). Single Copy / Back Issues: Available at the cover price, plus \$2 shipping and handling, with bulk rates available. Call 1-800-285-0400. ATTENTION POSTMASTER: Send address changes to Westchester Home PO Box 460817 Escondido CA 92046-9867. Address changes should be accompanied by a mailing label from a recent issue.



WESTCHESTER HOME is published by Westchester Magazine, a division of Today Media,
a Martinelli Holdings LLC, 2 Clinton Avenue, Rye, NY 10580 (914) 345-0601

TODAY MEDIA, A MARTINELLI HOLDINGS LLC

President Robert F. Martinelli | **Secretary/Treasurer** Richard J. Martinelli
Vice President Ralph A. Martinelli | **Chairman** Angelo Martinelli

www.westchestermagazine.com



VIOLET
INTERIOR DESIGN

INTERIOR ARCHITECTURE AND DESIGN

914.803.2998
info@violetdesignsinc.com
WWW.VIOLETDESIGNSINC.COM



EXCLUSIVE VIEWS, EXCEPTIONAL SERVICE, EXTRAORDINARY LIVING

The Ritz-Carlton Residences Westchester II offers luxurious penthouses-in-the-sky with service and amenities usually reserved for Park Avenue. All of this in a leafy neighborhood of shops and dining that just a lucky few call 'home.'

- Spacious 2,500 to 2,900 sq ft floor plans, starting at \$1.9 million
- Endless amenities: 24/7 staff, fitness center, swimming pool, and more
- Guest suites next door at The Ritz-Carlton Hotel

914.946.9200 | rcresidenceswestchester.com

The Residences at The Ritz-Carlton Westchester II, 5 Renaissance Square, White Plains, New York 10601. Marketing & Exclusive Sales Agent: Houlihan Lawrence, Inc. Sponsor: Renaissance Condominium partners II, 7 Renaissance Square, White Plains, New York 10601. The complete offering terms are in an offering plan available from Sponsor. CD06-0794. We are pledged to the letter and spirit of U.S. policy for the achievement of equal housing opportunity throughout the Nation. The Residences at The Ritz-Carlton, Westchester, II are not owned, developed or sold by The Ritz-Carlton Hotel Company, LLC. Renaissance Condominium Partners II uses the Ritz-Carlton marks under license from The Ritz-Carlton Hotel Company, LLC. Models do not represent racial preference.



COUNTRY WILLOW

HOME FURNISHINGS • CUSTOM FURNITURE • KIDS & BABY

Furniture For Life

THE HOME SALE • NEW COLLECTIONS

BEST
OF
WESTCHESTER
WINNER
2015

Best of
houzz
2016
DESIGN



THE MUDROOM RACK

Many Sizes & Finishes • Custom Available • Made in USA



Visit Our Spectacular Bedford Hills Showroom



Just 30 Minutes or Less From Most of Westchester • Exit 6 off 684

WWW.COUNTRYWILLOW.COM

230 RT-117 BY PASS RD, BEDFORD HILLS, NY 10507 • 914-241-7000

EDITOR'S MEMO



(From l to r)
Creative Director
Halina Sabath, Editor-
at-Large Nancy Soriano,
and Executive Editor
Jenn Andrlik at our
annual Design Awards.

Sizzling Summer

We all love spending time outside, but if the weather really heats up this summer, we will definitely need a way to cool off. That's why I love the pool houses and pools featured on pg. 48. We may not all have our own pool houses (or at least one as luxurious as these), but we can all get inspiration from these designs.

If we're lucky enough to have a mellow summer and get to spend evenings outdoors, we will need products and accessories to make it not only fun but comfortable, as well. Check out pg. 30 to see what our editors found.

And when this time of year rolls around, I dream of colorful accessories like the ones in the beach house featured on pg. 58. The palette and design are perfect for a home on the water, but I think they could work in any modern home.

And last, but not least, I'm sure you noticed our new logo. We unveil it with this issue to go with our new look. Our team worked hard on it for several months, and I couldn't be happier with the results. I think the new logo really encompasses what *Westchester Home* is all about: beautiful and functional living for everyone. We hope you like it as much as we do!

Until next time...

Jenn Andrlik
Jenn Andrlik
Executive Editor




MAJESTIC

KITCHENS AND BATH

700 Fenimore Road | Mamaroneck, NY 10543
914-381-1302 | www.majestickitchens.com

KITCHENS • BATHS • GRANITE & MARBLE • CUSTOM CABINETRY • TILE • HARDWARE
OVER 9000 SQUARE FOOT SHOWROOM • OVER 100 KITCHENS AND BATHS ON DISPLAY

HUDSON HAVENS

914.598.2363

hudsonhavens.com

Interior Design | Instant Home Styling & Accessories

Custom Furniture | Local Artisans

Professional Organization | Home Concierge

NEW  YORK

HUDSON
H A V E N S

DESIGN STUDIO & SHOWROOM

In our Partner Location

ANTIQUE
NEW ENGLAND
LUMBER

91 E. MAIN STREET
MT. KISCO, NY 10549

out & about

WHEN IN...

OUTDOOR ENTERTAINING

PEOPLE TO KNOW



Turn to page 16 to get tips on creating your own outdoor oasis from celebrity chef Donatella Arpaia.

Loving Larchmont

A stroll along the main street of this lovely little village with charm galore makes for an idyllic summertime outing.

I've always had a love affair with Larchmont. Its small-town yet sophisticated ambience is the perfect antidote to the antiseptic mall "experience."

Founded as a resort community for affluent New York City residents looking to spend summers by the sea, it's now home to a vibrant year-round mix of highly educated and cultured former Manhattanites and other expats with deep pockets, including Wall Street types, moms juggling high-powered careers, and French-speaking families whose children attend the French American School in town. That lively mix is key to Larchmont's quaint, tasteful charm. Add in chic shops and excellent eateries—all located mostly on the main thoroughfare of Palmer Avenue—and it's easy to see what makes this village so enticing.

Yes, like many other small towns across the country, it took a hit during the recession—several beloved fixtures didn't make it through—but the appeal of Larchmont endures with the addition of new icons in the making.

Come spend the day strolling the avenue discovering them all.



10 am

Start at pre-Amazon.com treasure **1 The Voracious Reader** (1997 Palmer Ave; 914-630-4581; www.thevoraciousreader.com) for a lovingly curated collection of favorite old tomes and enticing new children's titles. Then pick up a from-scratch, all-natural pink lemonade

cupcake at **2 Sugar Mama** by **Kim Bakeshop** (1985 Palmer Ave; 914-834-8340; www.sugarmamabykim.com). You'll walk it off by the end of the day!

10:30 am

Browse the superb collection of contemporary paintings

by emerging and midlevel investment-quality artists at **3 Kenise Barnes Fine Art** (1947 Palmer Ave; 914-834-8077; www.kbfa.com).

11 am

Cross the street to refuel at **4 Aroma Coffee Roast**

(1932 Palmer Ave; 914-834-0989; www.aromacoffeeroast.com), a tiny spot with a post-hippie vibe. Sip your handcrafted iced latte—coffee beans are roasted fresh daily on-site—at an outdoor table for some good people-watching.

11:30 am

Cross the street again for gourmet confection shop **5 Sweeteets** (1935a Palmer Ave; 914-630-4400). Get the paseo almond brittle, known to some as Westchester County crack. Then head one storefront over to **6 Mancino Custom Tailors & Clothiers** (1931 Palmer Ave; 914-834-9373; www.mancinocustomtailors.com) for a look at fine custom and ready-made fashions for men and women.

Noon

Cross the street and make a right onto Chatsworth Avenue to poke around **7 Anderson's Book Shop** (96 Chatsworth Ave; 914-834-6900; www.andersonsbooksny.com), located about a block up.

12:30 pm

If you like a leisurely lunch, head back to Palmer, to **8 Lusardi's** (1885 Palmer Ave; 914-834-5555; www.lusardislarlchmont.com), for some of the county's best Mediterranean cuisine. Or visit **9 Turquoise** (1895 Palmer Ave; 914-834-9888; www.turqmed.com), a laidback restaurant specializing in Turkish food.

1:30 pm

After lunch, stop at **10 Peridot Fine Jewelry** (1903 Palmer Ave; 914-833-7333; www.peridotfinejewelry.com) to lust over its stunning selection of jewels presented in a gallery-like space.

Best in Larchmont

Outdoor Café
**Bradley's Desserts
and Catering**
2 Chatsworth Ave
(914) 833-1095

Home Goods
Village Mercantile
28 Chatsworth Ave
(914) 341-1066
www.village-mercantile.com

Day Spa
Ellen Marie Day Spa
1875 Palmer Ave
(914) 833-7800
www.ellenmariedayspa.com

*Seaside Park
Manor Park*
Park Ave
(914) 834-4309
www.larchmontmanorpark.org


Bar & Lounge Scene
Vintage 1891 Kitchen
2098 Boston Post Rd
(914) 834-9463
www.vintage1891kitchen.com

2 pm

Then duck next door, into **11 Clutch** (1905 Palmer Ave; 914-315-1434; www.palmerandpurchase.com), to discover of-the-moment handbags and women's fashions.

2:30 pm

And finally, pop into **12 Pink on Palmer** (1907 Palmer Ave; 914-833-8955; www.pinkonpalmer.com), a treasure box of specialty beauty products and cosmetics, to assemble your own goody bag. ■■



FULL SERVICE DESIGN - BUILD COMPANY
THAT WILL MANAGE EVERY STEP
OF YOUR PROJECT FROM START TO FINISH...

"You Dream It, We Build It"

- NEW CONSTRUCTION •
- ADDITIONS •
- RENOVATIONS •

12 RICHMOND PLACE
YONKERS, NEW YORK 10701
914.961.0921
WWW.WJMDEVELOPMENTCORP.COM



Cooking Outdoors

Iron Chef judge Donatella Arpaia shares how she created her amazing outdoor kitchen, and how you can entertain with finesse in the great outdoors.



Not everyone has the space that chef and TV personality Donatella Arpaia and her family are lucky enough to have, but you can steal her tips and style from her own outdoor kitchen in Greenwich for yours at home (no matter the size).

When it came to her own backyard kitchen, she says “I wanted a kick-ass kitchen, especially after living in the city for so long. I finally had the space.”

No matter what space you have to work with, functionality does not have to trump style, Arpaia says.

“For me style always follows function,” she says. “People really need to know that they don’t have to settle for ugly. I think about the function, and then I think: *How can I make it look great?*”

For her kitchen, Arpaia thought it important to have a full line of appliances, which she found in Lynx.

“I wanted it to be a complete outdoor cooking experience,” says Arpaia. “So everything I can do inside, I can do outside. There is a sink, burners, a grill, a wine refrigerator, and I have a wood oven.” This comprehensive approach to design minimizes running back and forth for virtually everything.

To design her dream outdoor kitchen, she followed some simple but smart tips. “Walk in your space and lay it out,” says Arpaia. “[Do] a mock run-through of cooking something, to see what makes sense, where the sink should be, etc.”



Scarsdale
914.723.2002

Somers
914.232.2020

Stamford
203.975.9448

Yorktown
914.736.2468

Do You Dream In **KOHLER**®?

THE BOLD LOOK
OF **KOHLER**®



More at bestplg.com

Arpaia drew the elements of her design on cardboard, cut them out, and placed them around the space before building started, to ensure that everything was where she wanted it to be. "Because once you do it, you can't undo it," she says.

She also says to listen to the professionals, but don't let them push you around. And, she notes, couples should design the space with the chef in mind. If one of you is the primary cook, do what works for that person.

You should also consider lighting when designing your outdoor kitchen. "It's really important," says Arpaia. "[Everyone] is grilling throughout the year, and at nighttime, during the winter, it gets dark [earlier], so you want to make sure you have good light."

One of the more special features in Arpaia's outdoor kitchen is the stone oven, which has her name etched above it. "It is crazy awesome! Not only can you cook pizza in it, you can cook many different things," she says.

The personalization was a present from her husband. "I knew [the oven] would anchor the entire kitchen," says Arpaia. "Right across from it is where I do cooking demos, where my son sits on the counter, and where we make pizza. In Italy there is a tradition of putting your name on the oven. If you go to Naples, where my father was born, you see names on the ovens. That's why my husband surprised me with it."

Entertaining Tips

From Donatella Arpaia

The restaurateur and entertaining expert shares suggestions for creating a successful get together.



Plan ahead. Think about what you and your guests will need ahead of time. Whatever you can eliminate once the party starts is really important, says Arpaia. If you have help, have them come 40 minutes early, and tell them where everything is. Let them get the lay of the land, and give them the timing of everything you want.

Simplify the menu (which doesn't mean boring). You want to enjoy yourself and the party. I like to do an antipasti spread as an appetizer, says Arpaia. I like to focus on a main (a meat on the grill and a starch), and a dessert (usually with fresh fruit).

Hit every category, but don't go crazy. Make sure you have one type of beer, wine, water, and something for the kids.

Set up stations. Use beverage tubs. Set a table for the kids with everything they need. And be sure food stations are easy to find.

Make a playlist. Have music that matches the tone of the evening. Organize it so it's a little more mild in the beginning and then gets a little crazier, and then have it wind down when you want

guests to start leaving, says Arpaia.

Create signs and clear paths. Post signs for the restrooms, so guests are not walking through the whole house searching for one.

Think about lighting. You can do this inexpensively or expensively. Consider candles, citronella candles, torches, string lights, and more.

It's all in the details. I always have a table with bug spray, sunscreen, and a little first-

aid kit, says Arpaia. If you think about what can happen ahead of time, it becomes a more intuitive experience for your guests.

Reduce the amount of cleanup. I have a lot of oven-to-table stoneware, and there is so much high-end disposable stuff now, says Arpaia. Mosaic has a great line of utensils and linens.

Keep everything near you and organized. When you aren't searching for what you need, you can relax and have the best time.

Life Transformed



Complimentary Consultation | transformhome.com | 800.450.1455

Made in NY | Serving the Tri-State Area | Hardware by: **HÄFELE**

Closets | Home Offices | Wall Units | Wall Beds | Laundry Rooms | Garages | Sliding Doors

transFORM[®]
the art of custom storage

Donatella Arpaia's

Grilling Must-Haves

- Stainless steel tongs
- Spatula wide enough to flip fish and meat
- Good grill brush
- Meat thermometer
- Squeeze bottles for marinades and dressings
- Kitchen towels instead of oven mitts

Get outdoor recipes and see Arpaia's favorite outdoor products at www.westchestermagazine.com/donatella

Another of Arpaia's favorite things is the tech advances that have made food preparation so easy—something every home cook can appreciate. "I have a gas grill, and the technology today makes it so simple," says Arpaia. "It's as easy as turning on an oven, and it has taken the intimidation out of outdoor cooking. I like the fact that I have burners, so it's not just about grilling. I can make pasta, but I also have a flattop grill for pancakes and scallops. There's nothing like cooking outside. It's like a vacation." ■■



Photo by Rikki Snyder

BEST WESTCHESTER WINNER 2015

Voted "Best Kitchen and Bath Design"

General Contracting Company

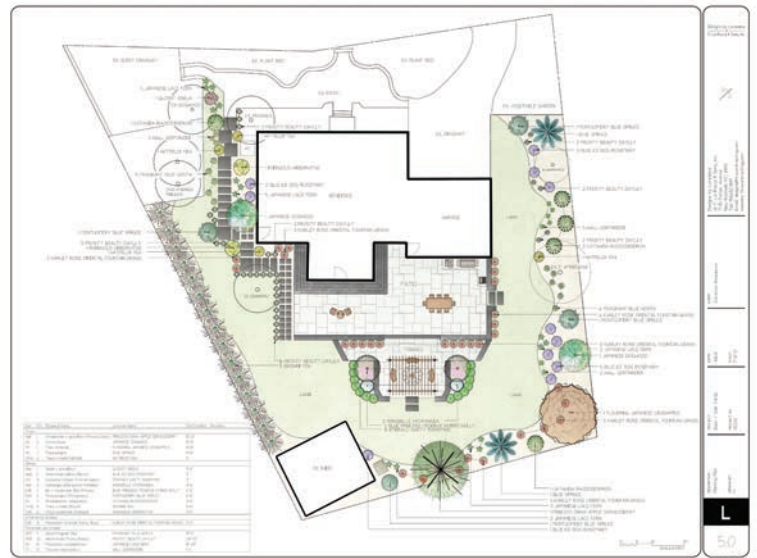
Design Excellence
Superior Craftmanship
Custom Millwork
27 years experience

Come visit our beautiful Showroom and Millwork Shop:

Top Drawer Custom Cabinetry

719 Main St., New Rochelle, NY 10801
914-632-4222 • topdrawercc.com

**DESIGNING DREAMS...
BUILDING REALITIES.**



DESIGNS BY LOREDANA
at
F. LAROCCA & SONS, INC.
Complete Landscape and Masonry Design & Build Firm

Serving Westchester & Southern Connecticut
DesignsByLoredana.com • 914-576-4868 • FLaRoccaAndSons.com

Clean and Serene

Claire Paquin, owner of Clean Design in Scarsdale, is known for her fabulous-without-fuss design aesthetic. Here, she shares the secrets of her visual style.





WESTCHESTER
K&B

Suppliers of Fine Custom Cabinetry



Visit our showroom for a complimentary design consultation.
616 Saw Mill River Rd, Yonkers, NY | T: 914-207-8989 | F: 914-207-8990
www.westchesterkitchenandbath.com
Contractor services available

PEOPLE TO KNOW

Claire loves using the metallic wallcovering Helio 3.0 from Innovations. >>



Claire's go-to paint colors include Abalone and Shoreline, both from Benjamin Moore.



Q: How would you describe your approach to design? Since you named your firm Clean Design, I'm guessing that's a big part of it.

A: Yes! I named the firm very strategically and wanted it to reflect my style, which is clean and contemporary. I don't like a lot of clutter or fuss. I like streamlined, simple, functional, and comfortable. My aesthetic is not modern, and it's definitely not traditional. I can work in both of those styles, but the style I prefer is contemporary.

Q: How important is the "comfortable" part?

A: Very important. If something is uncomfortable or too fussy or too intricate or too ornate, I tend to stay away from it. My typical client is a family, and in today's world the design needs to work for the family and be comfortable. If it's not, people aren't happy.

Q: Where do you get your ideas?

A: To be honest, mostly my clients. I'm usually inspired by what they're looking to create. I guide my clients, but I have a very collaborative process. We work together to create the space they want, and I educate them along the way. I feel good knowing that I helped them achieve something they couldn't achieve without me, and they like feeling that they helped achieve what they wanted in the end.

Q: What are your favorite trends right now?

A: I don't buy into so many trends necessarily. People misname trends, and the things I tend to like are actually classic, enduring design principles or elements. I love stainless steel appliances and countertops, for example. I don't really think that's a trend. It's classic and will endure. I love Lucite. It's a great material to mix in when you're combining fabrics and textures. That's not a trend. Everyone is concerned today whether gray is a fad and when it's going to be over. I don't think it's ever going to be over. It's a neutral classic that's been around forever, and it's just a matter of deciding whether you prefer cool versus warm. White is not over and beige is not over either!





Beautiful faux flower arrangements are a go-to for Claire.



The Illusion Cocktail Table from H Studio is also a favorite of Claire's.






Floor Mounted Closet Systems
 Pantry Organization
 Home Offices • Wall Units
 Computer Rendered Drawings
 Fully Personalized Service

Closet Creations Inc
 Personalized Not Franchised
 (there IS a difference)

147 Valley Street
Sleepy Hollow, NY 10591
914-693-1272
www.closetcreationsinc.com

*When You're the Best of Westchester,
 You're the Best of Anywhere!*



Voted
 "Best Tile Selection"
 2007-2016



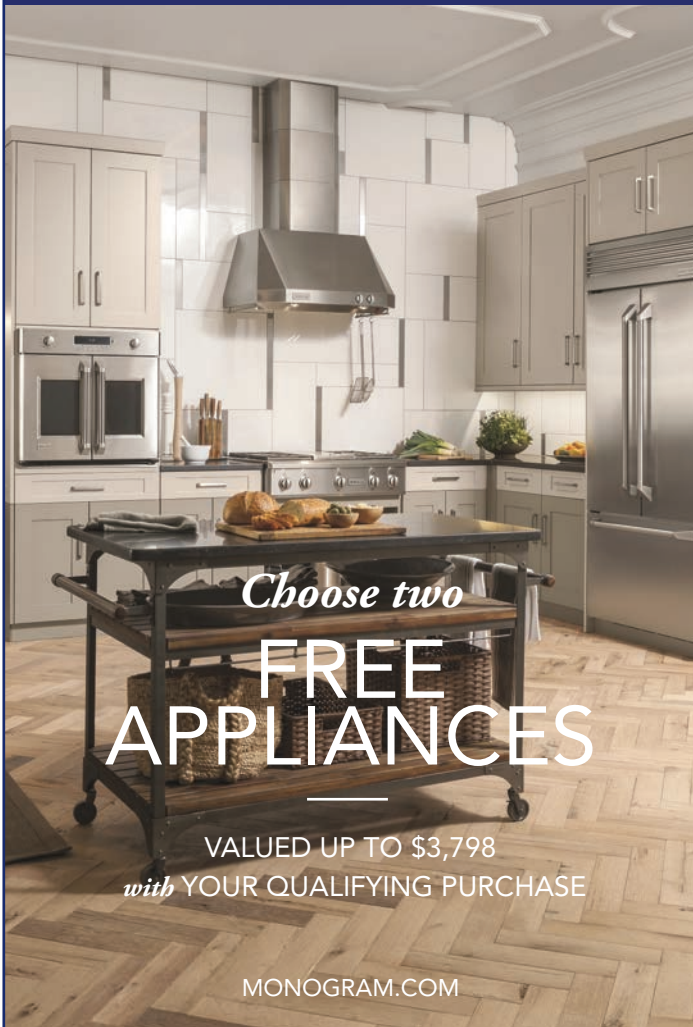
BRIARCLIFF MANOR
 525 North State Road
 914.923.4295

FISHKILL
 1115 US 9
 845.298.7737

www.TerraTileAndMarble.com

for over **60** years
COUNTY | Your **SMART HOME**
 TV & APPLIANCE | Store™

MONOGRAM



Offer valid on select Monogram appliance packages purchased January 1, 2016–December 31, 2016. See participating stores for details. Instant savings may vary by dealer. Visit monogram.com for a list of select models.

for over **60** years
COUNTY | Your **SMART HOME**
 TV & APPLIANCE | Store™

2770 Summer Street • Stamford, CT 06905

203-327-2630

www.countytv.com

PEOPLE TO KNOW

Q: Do you have any favorite home accent pieces—a paint color, a wallpaper, a fabric?

A: I'm a huge fan of wallpaper and a big fan of color, too. My design style is known for being both neutral and very colorful. After the neutral base has been sufficiently created, I layer on color through artwork; pillows; and bright, fun fabrics. I don't overdo it on the pillows, but they're an easy way to add color and personality. And artwork is a must; you have to finish your space. Another accessory I really love is faux floral arrangements. They look so real and have no maintenance, and they're inexpensive once you consider the cost of fresh flowers.



Q: What do you like to do differently to a home in the summer?

A: I try not to make a design season-specific because most people have busy lives and don't have time to be constantly changing things in their homes. I focus more on the exterior. I'm a big fan of planting white impatiens along a border in a big, long row in the front of your house. This adds curb appeal, and it feels good to drive up to your house and see those flowers every day. The white is a neutral, and then I put colored flowers in pots, whether flanking the front door or at the entrance to a pathway. Again, I like to use impatiens because they're hardy and low maintenance, and I use a mix of colors—orange, pink, and purple. This is similar to my design aesthetic: The majority is neutral, then I add colorful accents.

Q: What advice would you give to a homeowner who's looking to redecorate, whether through a major renovation or a DIY project?

A: Keep it neutral until the end. I see a lot of people make mistakes with color. Adding color can be fun and amazing, but it can be tricky, so it's better to add color last. Another tip: Buy the rug bigger than you think it should be, and buy the lighting bigger than you think it should be. People tend to go too small on both of those! ■■

Our new Port Chester Tile Showroom and Stone Slab Gallery is now open. The 10,000 sq.ft. slab gallery and extensive tile and stone showroom offers the largest selection of luxury tile and stone in Westchester and Fairfield Counties.

What will you create?



Shown: Montclair Relief, Montclair Flat and Hollywood Grand Pattern, from the Studio Moderne™ Collection by Michael Berman.

Authentic, handcrafted tile and stone since 1952.
www.walkerzanger.com

WALKER
ZANGER

Tile Showroom and Stone Slab Gallery
36 Midland Avenue
Port Chester NY 10573
914-934-4600



Redefine Boundaries

When it comes to sliding and folding doors for dramatic openings, we've got you covered. As part of the Andersen family of products, Weiland is the innovator in large door and window openings.

weilandslidingdoors.com



"Weiland" and all other marks where denoted are trademarks of Weiland Sliding Doors & Windows, Inc.
©2016 Weiland Sliding Doors & Windows, Inc. All Rights Reserved. MS1605_0699



**Your Andersen® Window
and Door Specialists**

135 Mahopac Avenue, Granite Springs, NY
914-248-6100 • jilcwindow.com

Find us on:  **Angie's list.**  **houzz**

Jilco is proud to feature energy efficient Andersen® products.

home front

MARKET REPORT IN THE GARDEN RENOVATION



**Acapulco
Poltrona Chair,
\$3,525**

*Nautical cord made from recycled
bottles gives this chair a durability that
withstands all elements.*

www.rscollection.com

Outdoor Living

Everything you need to get out and enjoy your backyard, the beach, or your vacation spot this summer.



Monaco Outdoor Wicker Sectional, \$2,995

Choose from a variety of durable Sunbrella fabrics for your outdoor wicker setup.

WICKER PARADISE, 604 Main St, New Rochelle
(914) 632-0807 www.wickerparadise.com

FURNITURE FINDS

Nadia Concrete Pouf, \$600

A concrete pouf is a fun twist on the Moroccan staple.

NEST INSPIRED HOME
20 Purchase St, Rye
(914) 921-6378
www.nestinspiredhome.com



Hammock, \$195

Hand-dyed and woven by artisans in rural Thailand, this cotton rope hammock just begs you to relax.

www.yellowleafhammocks.com

Ventura Seat, \$66.95

You'll comfortably sit back and take it all in wherever you land with a portable recliner. Adjustable straps let you carry it like a backpack.

www.picnictime.com



THE BOLD LOOK
OF **KOHLER**®



CONSOLIDATED
PLUMBING SUPPLY

Since 1928
121 Stevens Ave., Mt. Vernon, NY 10550
914.668-3124
www.consolidatedplumbingsupply.com

Thessaly Five-Piece Patio Set, \$730

Gracious outdoor dining begins with a charming Victorian style, set in chippy antique-white iron for a vintage look.


SAFAVIEH, 45 S Central Ave, Hartsdale
(914) 681-6000
www.safavieh.com



Flox Side Table, \$999

This colorful table is made out of a synthetic fiber that is 100% made for the outdoors.
www.rscollection.com

FURNITURE FINDS



Metal Garden Bench, \$239.99

A lightweight, foldable bench goes easily from lawn to patio to living room when you need extra seating.
www.allmodern.com



Kiawah Sectional, \$4,395

A tight seat and back give this sustainable sectional an "always crisp" appearance. Configurable in numerous ways, it's made in the USA.

COUNTRY WILLOW,
230 Rte 117 Bypass Rd
Bedford Hills
(914) 241-7000
www.countrywillow.com



Outdoor Filao Lounge Chair, \$6,000

Get comfy on a spacious teak lounge chair with an abundance of pillows. Feet are wrapped in stainless steel.
www.christian-liaigre.us



Millbrook Chaise, \$2,109

Rest easy on a classic chaise that's right at home on an expansive patio. Shown in Amelia Ivory.

ETHAN ALLEN,
152 S Central Ave, Hartsdale
(914) 684-0360
www.ethanallen.com

BRIZO®

Solna® Articulating
Kitchen Faucet



YOUR HOME SAYS A LOT ABOUT YOU.
WE'RE HERE TO LISTEN.

Your home is a reflection of you. Ferguson's product experts are here to listen to every detail of your vision, and we'll work alongside you and your designer, builder or remodeler to bring it to life. Our product experts will help you find the perfect products from the finest bath and kitchen brands in the world. Request an appointment with your own personal Ferguson product expert and let us discover the possibilities for your next project.

Visit FergusonShowrooms.com to get started.

FERGUSON®
Bath & Kitchen Gallery

A&D BUILDING (212) 688-5990
SOHO (212) 680-9000
FARMINGDALE (631) 391-9506

MASPETH (718) 937-9500
MT KISCO (914) 666-5127
GREENVALE (516) 953-1700

©2016 Ferguson Enterprises, Inc. 0416 165975

FergusonShowrooms.com




Palermo Outdoor Throw Pillow
\$85.99

No worries if someone spills: This 20" pillow has a removable cover.
www.allmodern.com

Cancun Multicolored Rug
\$37-\$115

Set a firm foundation with a floor-covering woven from straws made of recycled plastic.
www.fabhabitat.com



COLORFUL ACCESSORIES



Place Mats, \$55

Add color to your mealtime presentation with graphic place mats by Tisch New York.

CURRENT HOME
8 Palmer Ave
Scarsdale
(914) 723-2462
www.currenthomeny.com



Tangier Cube in Celery and White, \$119

This curvaceous design suggests a Moroccan theme.
www.fabhabitat.com

THE DESIGN DIRECTORY



STICKLEY. MADE FOR LIFE.

STICKLEY AUDI & CO.
FINE FURNITURE SINCE 1900

MANHATTAN 212.337.0700 | WHITE PLAINS 914.948.6333 | PARAMUS 201.845.4649
COMPLIMENTARY INTERIOR DESIGN SERVICE | STICKLEYAUDI.COM



INTERIORS

“Elegant Interiors for Modern Life”
Let us create a custom designed space for your family

DEBRA FUNT INTERIORS
www.debrafuntinteriors.com (914) 715-5767



Classic Contemporary Design & Accessories
for Your Home and to the Trade

shopthenest.com | 914.921.NEST (6378)
20 PURCHASE ST., RYE



BARBARA BELL INTERIORS

Creating your dream home is our privilege and our mission.

Tarrytown, New York | 914.332.1532 | barbarabellinteriors.com

Octopus Shot Glass Holder, \$100

Who doesn't need an octopus shot-glass holder? If you're having a summer soiree, this aluminum octopus with six glasses will be the talk of your party.

MAISONETTE
578 Warburton Ave
Hastings-on-Hudson
(914) 231-7454
www.maisonetteshoppe.com



Jet Setter Pitcher, \$85

Whether you're drinking water or something a bit harder, make it stylish in Jet Setter glassware.

www.rosannainc.com

Gusto Lunch Set, \$99

Dishwasher safe and shatterproof, this set is ideal for indoor or outdoor entertaining. It includes four large plates, four side plates, and four medium cups.

www.biobu.com



COLORFUL ACCESSORIES

Dinner Napkins, \$64

Set a pretty table with 100 percent cotton napkins; set of eight.

PINK ON PALMER

1907 Palmer Ave, Larchmont
(914) 833-8955

www.seedesignshop.com



C2/C1 Planter, \$758

LaGardo Tackett's two-piece planter comes in hibiscus pink and persimmon orange.

www.architecturalpottery.com

THE DESIGN DIRECTORY



CURRENT HOME

**A MODERN HOME ACCESSORIES
& GIFT BOUTIQUE**

NEWLY EXPANDED STORE NOW OPEN!

1096 WILMOT RD | SCARSDALE, NY | 10583 | 914.723.2462
SALES@CURRENTHOMENY.COM | CURRENTHOMENY.COM



KANTER'S
CARPET & DESIGN CENTER

Providing superior, service, quality and style since 1948


99 Fulton Street • White Plains, NY 10606
914-949-6517 • www.kanterscarpet.com



Cornell Carpet & Design

Three Generations of Excellence
174 Harris Road, Bedford Hills, NY 10507
914-241-1227

Photo Featuring L&M Custom Carpets



Euphoria KITCHEN & BATH. LTD.

Dream Kitchens and Baths Since 1965
Professional Design and Installations Services

164 Harris Road, Bedford Hills, NY
914.241.3046 www.euphoriakitchens.com

License WC-16224-H05



Wine & Cheese Picnic Basket, \$77.95
*Going on a picnic?
Be sure to pack plenty of essentials.*
www.picnictime.com



Surf Summer Paddle Set, \$35
*Paddleball provides endless fun in the sun for
friends, whether you're at the beach or park.*
www.izola.com



OUT AND ABOUT



Beach Towel, \$100
*Turkish bath towels are famously soft and
absorbent—and a little splash of luxury
suited for everyday use.*
www.homeandloft.com



Medium Square Tote Bag, \$48
*Hand-painted designs by
Donna Gorman
adorn the cotton canvas
totes from See Design.*
PINK ON PALMER
1907 Palmer Ave
Larchmont
(914) 833-8955
www.seedesignshop.com

THE DESIGN DIRECTORY



Mike and Mary Lynn McRee



The Caravan Connection™

Hand-Knotted Antique & New Oriental Rugs • Custom Tibetan Carpets
Contemporary and Transitional Rugs
Cleaning, Appraisal and Repair Services Available

14 Main Street • Bedford Hills, NY 10507
914-666-0227 • www.caravanconnection.com



PHILIP ENNIS PHOTOGRAPHY

SUSAN ANTHONY INTERIORS

"Homes should be a beautiful warm hug. Leisure time is precious. Our goal is to elevate the quality of the time that our clients spend at home."—Susan Anthony

914.629.0198 www.susananthony.com



Casa Blanca Tile & Stone

Your project design & budget is important to us.
Whatever You Need, Whatever Your Budget, We'll Take Care Of You.

400 Halstead Avenue • Harrison, NY 10528
914-630-7469 • www.casablancatile.com
OPEN 7 DAYS!



A SHADE BEYOND.
HANDY ANDY
GUARANTEED.

The largest Hunter Douglas Gallery in Westchester
specializing in the best shades & blinds.
We provide expert and meticulous installation.

65 Tarrytown Road • White Plains
914-946-4329 • www.blinds360.com

Hot Annuals

Keep your garden colorful throughout summer.

The growing season got off to a rollicking start. Blossoms were bursting, color was pulsating, and everyone craves more of the same. But if you want the beat to go on, consider calling in reinforcements, because perennials often pause in midsummer. When the early bloomers are over, and the late show hasn't begun, you may want something to fill in. Bridging the gap is what annuals do best.

Annuals throw all their energy into *now*. Unlike perennials, which must store resources for future growing seasons, annuals don't survive through the winter. So they can safely pack all their resources into a continual show and keep pumping out blossoms until frost pulls the plug. Breeders have taken that natural tendency to flower without pause and dialed it up a notch or more. They've given us dwarf cleomes covered in flowers, lobelias that form little mounds of blooms, lantanas that become color carpets, portulacas in a rainbow of shades, verbenas that don't suffer from powdery mildew, coleus that can tolerate sun, million bells in the full spectrum, petunias that remain

Double Impatiens



Lantana



Bacopa



Easiest Annuals Ever

Bacopa: For a cascade of white, pink, lavender, or pale-blue blossoms that laugh at neglect, this is your go-to.

Browallias: If you like sailor blue, this is the annual for you. Covered with bright-blue stars, browallias don't need deadheading.

Calibrachoas: Colorful, covered with blossoms, and easy to care for, million bells look like miniature petunias—no deadheading needed.

Coleus: When you want great foliage without waiting, coleus is it. And it is available in all shapes, sizes, and colors. Prune often to create a dense mound.

Impatiens: To avoid the issues pestering impatiens recently, go with the New Guinea hybrids. The SunPatiens series is colorful and heat tolerant.

Lantana: Most lantanas become sizable plants, but the new Luscious Pinkberry Blend remains compact, with quiet pink and yellow clusters of flowers.

Lobelia: When you need something to cascade, lobelia makes a great draping plant. It becomes covered with tiny white, blue, or purple blossoms.

Portulaca: This succulent plant can go thirsty without fainting. Plus, it's covered with dime-size red, coral, pink, orange, or yellow blossoms. Prune it for a tight show.

Verbena: The old faithful trailing verbenas are still available (try the Superbena group), but upright *Verbena bonariensis* is also an option. It adds lavender-colored flowers on tall spikes. Want a compact, floriferous version? Try Meteor Shower.

J.T. ROSELLE HOME LIGHTING

1759 East Main Street, Mohegan Lake, NY 10547 • (914) 528-8061
 333 N. Bedford Road, Mount Kisco, NY 10549 • (914) 666-3700
www.JTRoselleHomeLighting.com



Be a part of our award-winning publications:

Celebrating the
County's Best



The County's Business
Lifestyle Magazine



Westchester & Hudson Valley
Weddings Magazine



Celebrating the
Hudson Valley's Best



Westchester's Premier
Shelter Magazine

For more
information:

Westchester Magazine
914.345.0601 ext 138
sales@westchestermagazine.com

Hudson Valley Magazine
845.463.0542 ext 102 • sales@hvmag.com

To subscribe visit westchestermagazine.com and hvmag.com

todaymedia
SOMETHING YOU ALWAYS LOOK FORWARD TO

compact, pansies that are more than just a spring affair, and impatiens without disease issues, plus much more. Annuals have a bright future; the trick lies in using them skillfully.

Nobody is suggesting that you go wall to wall, like the glaringly overwrought displays of the 1960s—may the ribbon borders and bedding displays of that era rest in peace—but annuals still have their place in the garden. Tuck some annuals between your perennials for another dimension to the drama. Rather than waiting for the pause, put them in early in the game. Match or complement the colors in perennial foliage, and they'll strut their stuff when you need a little filler. Try these secrets to pull together a seamless annual display simpatico with a perennial border setting.

- **Accessorize.** When you dress for success, you factor your shoes and purse into your look. Similarly, use annuals to accent the garden, sprinkling the ever-ready bloomers around to bring out the color in the bark of a nearby tree or echo the shape of a perennial's leaf.
- **Make a statement with multiples.** One annual looks lonely. A six-pack feels half-baked. Go with a dozen or more. The more plants you put in, the more natural it will feel. Remember: Nature is usually generous. There are rarely onesies in the wild.
- **Focus your energy.** Rather than creating a crazy-quilt effect, go with multiples of the same cultivar. Choose an annual that works with your display and repeat it throughout.
- **Choose the right plant for the right place.** Check labels to ensure you position an annual where it will best perform. Blossoms will not smother a petunia in the shade. An impatiens is apt to wilt frequently in the sun.
- **Care for your annuals.** Even runway models need a little help from beauticians. Most annuals require

Sidewalk Warriors



Need fillers for a window box where wussies would wilt? Annuals are the plants for the job. Not only do annuals thumb their noses at tough growing conditions, they perform like pros throughout the growing season. Annuals make great frontmen when you need a dependable plant that will always be impeccably dressed.

Try these tips for selecting and planting annuals in containers:

- Choose annuals that don't need deadheading. Petunias can be labor-intensive, unless you love to remove spent blossoms regularly.
- Don't crowd your little minions. You don't want them squabbling over root space.
- Use a potting soil with plenty of organic matter, so your plants get the nourishment they need.
- Use a container with plenty of depth so that annuals won't dry out frequently.
- Don't forget to water. Stressed plants will not look their best and may become prone to pests.

occasional pruning and trimming to encourage branching and become superstars.

- **Echo your annuals.** Add annuals to containers. If they echo the annuals from the beds, the result will be a "tied together" composition. In addition to mixed containers, consider displaying a mono container dedicated only

to an annual prevalent in your garden beds.

- **Underplant.** Let annuals serve as a collar around taller perennials, or run them around the bases of trees.
- **Say it with foliage.** Beyond just pumping out flowers, annuals such as sweet potato vine (*Ipomoea batatas*), coleus, and dark-leaved dahlias add a foliar accent, as well. ■■

MARBLE AMERICA CORP.



FABRICATORS
INSTALLERS
CUSTOM DESIGNERS
Tile • Mosaic • Slab

535 5th Ave . New Rochelle,
NY 10801 • 914-632-3110

Indoor Riding Arenas

OLD WORLD SKILL & CRAFTSMANSHIP




Quality isn't a goal; it's a way of life.

At B&D Builders, we are committed to excellence in everything we do; from expert engineering to the choice of quality building materials. With an eye for building design and a careful attention to detail, our craftsmen seek to bring you an equine facility that functions well and looks great for many years to come. You can depend on B&D Builders for professional planning, scheduling and management of your project.



Request a quote at 717.687.0292
or by visiting our website.



Discover More at CustomBarnBuilding.com

Life With Boys

When designing a bathroom for growing boys, two things are key: functionality and durability. Here's how one designer mom achieved both—and kept good style.

Trust is key in a designer-client relationship, and Dorye Brown had the instant confidence of her clients on this bathroom renovation—after all, she's their mom. Brown's vision for a stylish yet functional bath for her sons, ages 9 and 11, was a blend of contemporary and traditional decor that could grow with her boys.

"I didn't want to make it too babyish or too masculine," she says, "just handsome." She retained the footprint and location of the plumbing in this bathroom, situated in the family's center-hall Colonial in Purchase, but gutted the space for a complete update.

Anchoring the new bathroom is a double vanity that Brown designed. It was built in alderwood by American-reproduction-furniture shop Mulligan's (a Los Angeles trade-only source to the stars) and painted in layers of Benjamin Moore colors, resulting in a distressed look that improves with age. "The boys are rough and tough on this piece," says Brown. "They leave stuff right on the finish, and it's held up. There are a few nicks, but they look like they're part of the piece," she says, noting that it's important to have closed storage *and* open shelving, for easy access to towels or laundry baskets. White oval cast-iron sinks by Kohler were set above the vanity both for the look that complements the white trim in the room and also because the chunky raised edges protect the vanity surface from splashes.

Colors found in the Waterworks penny round floor tiles inspired the hues in the rest of the room,



Get the Look

Get a similar look in your own home with these pieces.



Mirror

Classic Mirror in White (comes in regular or extra-large), \$169-\$199

Pottery Barn

125 Westchester Ave
White Plains
(914) 328-2434
www.potterybarn.com



Sink

Iron Bell
Drop-In
Sink in White,
\$428.35

Kohler

(available at The Home Depot)
150 Midland Ave
Port Chester (914) 690-9745



Sconces

Similar Style from
Christian Liaigre

Klaff's

341 Central Park Ave
Scarsdale
(914) 740-1800
www.klaffs.com



Faucets

California Faucets
Multi-Series Vessel
Lavatory Faucet, Price
available upon request

Harbor Plumbing

1020 Mamaroneck Ave, Mamaroneck
(914) 835-2300; www.harborphsupply.com

Vanity Paint

A blend of Benjamin
Moore's Rock Gray, Delray
Gray, Silent Night, and
Pelican Gray. Price varies
by paint and amount



Wallauer

143 N Main St
Port Chester
(914) 939-7600
www.wallauer.com




Custom Wood Vanity

Prices vary by style

Mulligan's

8746 Melrose Ave
Los Angeles, CA
(323) 650-8660
www.mulligansusa.com



Floor Tile

Penny Round
Tile 1-Inch
Mosaic (Glossy),
\$26/sheet

Waterworks

215 E 58th St
New York City
(212) 371-9266

LIGHT UP THE NIGHT



DESIGN LIGHTING BY MARKS

914-747-7777 203-674-8038 201-343-9266

See the night in a whole new light.

Enhance the beauty of your home—from the inside out.

Dramatic • Secure • Serene

Call our professionals today. Enjoy moonlit effects forever.

*To call other companies competition
might be giving them too much credit.*

Email us at Mark@DesignLightingByMarks.com

www.DesignLightingByMarks.com



Discover a world of color
and the very best
paint at your new
YONKERS
Sherwin-Williams
paint store.



\$10 off
purchase of
\$50 or more



Valid on retail sales of retail products only. Minimum purchase of \$50 in a single transaction, before sales tax and after all discounts have been applied. Savings is applied to qualifying items purchased on a prorated basis; any refunds will be given in the prorated amount, which will reduce your savings. May be combined with a percent-off coupon or sale event. Multiple dollars-off coupons will not be honored. Must surrender coupon at time of redemption. Cash value: 1/100 of 1¢. Offer excludes previous purchases and purchases of gift cards. Other exclusions may apply, see store for details. Void if transferred, purchased, sold, altered, duplicated, or where prohibited by law. Valid at Yonkers Sherwin-Williams location only. We reserve the right to accept, refuse, or limit the use of any coupon. Offer valid 6/6/16-7/31/16. ©2016 The Sherwin-Williams Company.



©2016 The Sherwin-Williams Company

Yonkers

1900 Central Park Ave.

914-395-0105

Mon. - Fri. 7am-7pm • Sat. 8am-6pm • Sun. 10am-6pm



including the Ralph Lauren striped wallpaper and the sailboat-patterned fabric for the Roman shade. The subtle grays and blues are set off with high-gloss white trim in the substantial crown moldings and baseboards, as well as the wider-than-normal bead board that Brown specified for a transitional look.

Her sons have matured from bath takers into shower guys, and their new shower starts with a cast-iron drop-in tub with a beveled-brick subway-tile surround, all enclosed with glass doors. Every detail counts in the design, including the glass in those shower doors and in a partition that separates the toilet from the rest of the bathroom; Brown opted for ultra-clear Starphire glass, which has an attractive aquamarine edge.

Brown credits her contractor, Van Carvalho of Edgewood Contracting Corp. in Port Chester, for his expert installation. When the vanity arrived, it measured 1/8" bigger than the space. "But not to worry if you have a good contractor," says Brown. "There's a solution to every problem." Carvalho notched out the wall a little bit and cut the bead board around the piece so that it appears to be a perfect fit. "It was a little bit of a 'sweat' moment," she says, "but then it became an 'aha!' moment." ■

Outdoor Living

Turn the page to get inspired by beautiful pool houses, a magical garden, and learn how to throw a simple summer get-together.





POOL HOUSES that make a splash



Four families, four amazing pool houses—each with its own style. Don your suit and dive in.

By Andrea Barbalich



The Marble Masterpiece

The Ahearn Home • Yonkers

The vision: “This was envisioned as a natatorium, the technical term for a swimming pool that has its own separate building,” explains Fred Cox, the architect on the project, who worked with Will Parker of the same firm and Janet McHugh of Artistic Tile. “This was built to be used by two brothers and their families, who share the property.”

How it coordinates with the home: “The house is a Tudor built in 1926. It’s a little Gothic, a little classical,” Cox says. “The pool house is done with the same brickwork and stone as the original house. It’s meant to be like one of the great estates of the early 1900s, with an indoor pool reminiscent of that era.”



Key elements: “In addition to the pool area, which has a seating section, as well as a TV for watching games while you’re swimming, there is a rotunda leading to the mezzanine, which contains a family room, changing room with shower, and kitchenette. On top is a patio area. Next to it is an outdoor country garden with patio and dining. A bar area is in progress.”

Standout feature: Tiles! Millions of tiles! Each area of the building features different patterns and mosaics on the walls and floor. “We wanted to make it a very special, beautiful place unto itself,” Fox says. “It’s almost like the walls are covered in murals. We spent a lot of time considering what tiles would go where and mixing and matching. It was really quite fun.” McHugh agrees: “It was like putting a puzzle together; this can work as wainscot, and it can work for flooring. It was a creative process of using designs and figuring out where they might go in this grand space—how to start and end them and how to border them,” she says. “Without question, it’s the most elaborate project I’ve ever worked on.”

What it feels like to be in the space: “One really feels when you’re there that you’re in a storybook land,” says Cox. “It has a real magical feel to it. You’re transported. It reminds me of Hearst Castle or the swimming pool at the Beverly Wilshire Hotel. You expect Audrey Hepburn to come in wearing a beautiful ballgown from *Sabrina*.”

Photos courtesy of Artistic Tile

The Year-Round Retreat

The Kantor Home • Scarsdale

The vision: “We wanted the pool house to be part of the design of the house,” says owner and interior designer Tara Kantor. “Something that began inside the house and opened onto the outside that would allow people to easily go back and forth.”

The look: “We had something specific in mind: whitewash, almost like a Miami Beach vibe.”

What changed along the way: “Initially we were thinking about having a changing area and bathroom. But there is a bathroom right next to this room inside the house,” Kantor says. “We also thought about having a table. But we ruled that out in favor of an open, airy area, in keeping with the way more people are entertaining. We decided to create a bar with stools, where people can come inside to get a drink, chat, and take a break from the sun.”

Key elements: “The floor is porcelain tile made to look like

white, bleached, weathered wood. The sofa is covered in indoor-outdoor fabric that anyone can sit on, wet or dry. There’s a refrigerator for drinks and cabinets for cups and everything else we need for entertaining. There is reclaimed wood in the ceiling, and the nano doors open 25 to 30 feet. There is also a TV behind the bar, so my husband can watch a football game from the pool. That was his dream.”

Most pleasant surprise: “This was originally intended as a summer entertaining space, but it’s been even more functional than we envisioned,” Kantor says. “When we have friends and family over in the summer, the kids run in and watch the Yankees game and run back out to the pool. If we have friends for dinner at other times of the year, we have apps in the bar room and then head back to the dining room. It’s turned out to be a year-round living room that happens to be a summer space, as well. It’s beyond anything we imagined.” The contractors on this project were Murphy Brothers Contracting.





Photos by Peter Krupenye



The “Hamptons Meets Hotel” Oasis

The Casimano Home • Old Brookville, New York

The vision: “We were going for a combination of European hotel and Hamptons feel,” says Emma Lesser, senior designer with JSE Interior Design, which handled the project. “Most of the architecture is speaking to the European portion of that. The furniture and color palette are more of the Hamptons side.”

Additional goal: “We focused on the fact that this couple loves to entertain. They wanted lots of space in the pool area, so all their friends could enjoy it with them.”

The feel: “It’s a cool combination of luxurious but also something you can have fun in,” she says. “That’s not necessarily easy to achieve.”

How it coordinates with the home: “It’s a take on the house,” she says. “There’s a dome in the foyer of the home, and the cabana also has a dome. We used similar finishes, similar marble, and similar coloring on the floor. We used a lot of the same materials they used in the house. You have the



Photos by Kimi Max

same privacy and the same feeling you do when you're in the home, but it's an extension of the home."

Key elements: "There's a bathroom with an exterior shower as well, along with a master bedroom and a living area. There's also a grill area, a microwave, and an indoor and outdoor wet bar."

Color palette: "It's a lot of light neutrals. The stone is light, and the furniture is all silver, white, and off-white, accented with black."

A slight problem along the way: "One of the neighbors wasn't that excited about the six-foot-high dome on top of the cabana that was obscuring their view," Lesser recalls.

The happy ending: "We flew in palm trees and planted them," she says, "so now they're looking at trees and not the structure. It really feels like they're on vacation."



The Modernist Cabana


The Kaye Home • Purchase



The vision: “We wanted to integrate the new pool house with the existing main house and make it a bright, open, accessible place where people would want to be,” says Robert Keller, principal of Keller/Eaton Architects, who worked with landscape architect Rivi Oren and interior designer Eddie Dumas. “We were going for something that was modern and light and airy and fun.”

How he pulled it off: “The existing house was a shingle-style house with a stone first floor, but the owners’ taste was more modernist than that. So we used the same materials—stone and wood—while reinterpreting them in a more modern way.”

Key elements: “There’s a small living room where you can hang out and watch a sports game—the husband wanted a TV at the pool house so he could watch weekend sports and still be with the kids,” Keller says. “Indoors, there’s also a kitchen and a bathroom with his-and-hers changing areas. Outdoors there’s a hot tub with a circular bench and cushions, and a covered terrace where you can sit in the shade and still be at the pool. The curtains can be pulled shut if you want to block out the sun or wind, and they add a little color and interest.”





Standout features: "One, we lit the building with a daylight band of glass that runs around the entire building underneath the roof. The glass gives the illusion that the roof floats above the walls and lets daylight in on all sides," Keller says. "For another, we built a three-story wall of glass on the main house as a way of integrating the main house into the pool house and vice versa. The pool house is quite a distance from the main house, and the big glass wall visually connects the two."

The result: "It's its own functional house where you can hang out in the building or be outside. You can get a snack, go swimming or watch TV," he says. "You could definitely just live there." ■■

Photos courtesy of Sotheby's



The living room reflects a modern aesthetic, which is more the husband's style.





Bright, Bold, and Beachy

Just in time for summer, infuse some color into your everyday with tips from the designers of a Westport beach house.

By Jenn Andrlik

The ladies behind D2 Interieurs are anything but shy when it comes to their personalities or their designs. They are bold, fresh, and colorful—making them the perfect designers for this beach house.

The clients—a well-known local news personality, her husband, and their two young children—moved to Westport, CT from the city and were open to anything. And like all of the designs the D2 Interieurs team creates, this one had to be functional, child-friendly, and beautiful.

“The vibe was definitely a relaxed, modern beach house with infusions of color,” say D2 Interieurs owner Denise Davies and creative director Kerri Rosenthal. “In a beach house, all the rooms should have a casual and relaxed feel. In the formal living room, in lieu of crowding it with furniture, we opted to do two Barcelona chairs and a custom ottoman in front of the fireplace. The client frequently has a glass of wine here at the end of the day. We [were] also able to push the design envelope a little more with a beach house.”

Throughout the design, you’ll find thoughtful placement of color. The palette was inspired by the ocean, but there are a lot of neutrals to work with, too.



This page: There are several neutral colors used throughout the house, with pops of color sprinkled throughout. The porch swing was a must for the homeowners, who bought it before they purchased their bed. *Right page:* Palm-leaf wallpaper gives the home a beachy-retro vibe.



"If you look closely, all the 'bones' of the rooms are neutral," say Davies and Rosenthal. "Color is infused through accessories and artwork. That way, if the client should ever want a little refresh or [wants to] change the pillows according to the season, it's a quick fix!"

One of the designers' favorite elements of the home is the custom front door, which they painted the perfect blue. When you open it, your eyes go directly to the Ikat wallpaper in the kitchen.

"We wanted to give [the house] a beachy-retro vibe, like Palm Springs in the 1970s," say Davies and Rosenthal. "I think we achieved it with [this] wallpaper and the Slim Aarons photograph. The wallpaper was the starting point for the rest of the house."

Another favorite is the porch swing. It was the first thing the client requested—before the couple even had a bed.


One challenge the design team had was blending the husband and wife's very different styles.

This page: The Ikat wallpaper matches the custom blue front door.

Right page: Artwork was an essential part of this design. Colorful accessories were also used throughout and can be changed out as the homeowner wants.



Photo, this page, by Denise Davies; opposite page, by Debra Somerville





This page: The front door is one of the designers' favorite elements of the house. The blue shade matches the Ikat wallpaper in the kitchen perfectly. *Right page:* One tip offered by the home's designers is to not match your art to decor, which is exemplified in the master bedroom.

"The wife is from Kentucky and is a bit on the traditional side, so the bedroom is a true reflection of her," say Davies and Rosenthal. "The husband is from the East Coast and has a more modern aesthetic, so the living room is more his style. The rest of the house is a true combination of the two of them."

Another key in the success of this design is the artwork. In addition to being an interior designer, Rosenthal is a well-known modern artist. The team often uses her work, in addition to other pieces. The blue abstract in the living room is by Linda Colletta; the painting in the bedroom is a vintage piece from First Dibs.

"We are constantly pushing ourselves to be different and not use the same pieces over again," say Davies and Rosenthal. "We would never want a house to look like the designer just left the building." ■■



Tips for Success

Denise Davies and Kerri Rosenthal of D2 Interieurs share their best advice for a successful design in any home.

Merge styles. This can mean doing one style in one room and another style in a different room, or it can mean bringing different styles together in one room. Merging the varying styles a couple may share will make everyone feel more comfortable in the home.

Look at the whole house. Never look at one room individually—you want the house to flow.

Infuse vintage pieces into the design. This gives the house

a sense of history and a feeling that it has been lived in.

Focus on two rooms and complete them, if you have a big project. It's better than having eight unfinished rooms.

Hire a designer. You will save money in the end. If you decide to go it alone, make a plan before you start. It will save you time, headaches, and money later on.

Buy what you love. It will all work out in the end.





Simple SUMMER entertaining

Easy and elegant touches come together to create a laid-back Provençal-themed fete. Here's how to pull off a similar party at your home.

By Jenn Andriik

Photography by Ellen McDermott

Styling by Frances Bailey



E

ntertaining in the summer should be simple, elegant, and laid-back—not complicated, rushed, and “perfect.” No matter what type of outdoor space you have, these beautiful and rustic (not to mention easy) ideas will work for you. Whether you’re having an intimate dinner party for two or orchestrating a large gathering, just a few of these tricks will help you host an afternoon or evening event your guests won’t soon forget.

The Table

We started by draping the dinner table with a crisp, white tablecloth and placing a burlap runner down the middle. Asiatic Pheasant dinner plates from Consider the Cook gave the table a Provençal look, while yellow plaid napkins brought a burst of color and a relaxed feel. Compotes of fresh fruit served as part of the centerpiece were enjoyed by guests after the meal. The theme continued with mismatched vessels filled with freshly cut flowers, including larkspur, delphinine, and clematis, and herbs such as mint and lavender. In lieu of place cards, sprigs of lavender were placed at each setting (name cards can be added for a more formal dinner party). To add a rustic touch, we put the salt in tiny wooden bowls.



The Bar

In a separate area of the patio, we set up a casual bar where guests could help themselves to signature drinks with special touches. The teak table was set with a preppy green-and-white seersucker table runner. The menu, which was typed up and taped to a cutting board, was both fun and functional. It included lavender lemonade, pink lemonade, mimosas made with two types of fresh purees, and Champagne.

Garnishes

To add a special touch to the drinks, we used three types of garnishes. The lavender lemonade got a sprig of lavender, edible floral buds floated in Champagne glasses, and skinny ice cubes had lavender frozen inside of them. (To make the ice cubes, use a silicone tray with long slits. Add the lavender sprigs before you put the filled trays in the freezer.)

The Favors

No party is complete without a little thank-you for guests to take home as a reminder of a wonderful get-together. And who doesn't love the smell of lavender? We filled glassine bags with small bouquets of lavender and tagged them "Just for You." (You can make the tags yourself on your home printer or purchase them from a stationery or craft store.)

Other ideas include a small bottle of wine or Champagne tied with a ribbon, a sweet treat wrapped in a glassine bag, or a candy buffet where guests can choose their favorites. ■■





The Best Tips for Summer Entertaining

- › Hire a caterer or pre-make food that can be served at room temperature. That way you can enjoy your guests during the party.
- › Keep cocktails simple. Have a bar where guests can serve themselves a signature drink or wine and beer. Also offer non-alcoholic beverages.
- › If your party is planned for outdoors, have a Plan B in case of inclement weather.
- › Less is more with décor. A simple set-up means less prep, less clean-up, and more time with guests.
- › Send guests home with a small thank-you gift, such as a sweet treat, flowers, or a potted herb.
- › Enjoy yourself! If you're relaxed and having a good time, your guests will, too.





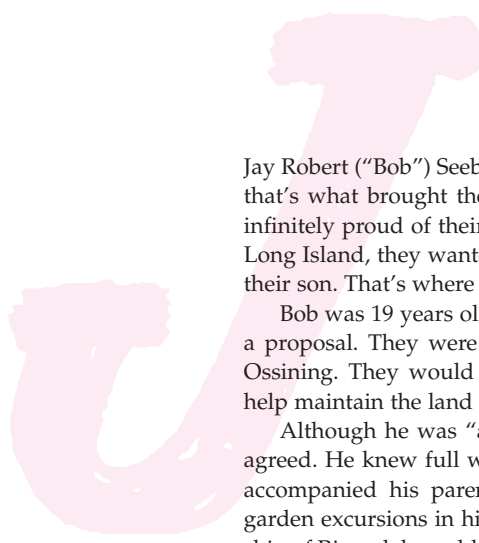
By Tovah Martin

Photography by Andre Baranowski



Welcome to Rivendell

To create a garden takes about seven years. To build a legacy landscape takes a lot longer. But that's just what Jay Robert Seebacher and his family did.



Jay Robert (“Bob”) Seebacher’s parents were visionaries, and that’s what brought them to Ossining. Although they were infinitely proud of their one-third acre on the north shore of Long Island, they wanted to instill a sense of stewardship in their son. That’s where Rivendel came in.

Bob was 19 years old when his parents came to him with a proposal. They were looking at a seven-acre property in Ossining. They would buy it with one stipulation: that he help maintain the land and eventually own it.

Although he was “a crazy college kid” at the time, Bob agreed. He knew full well what he was getting into, having accompanied his parents on various nursery and public-garden excursions in his youth. He was aware that stewardship of Rivendel would mean much more than just mowing a lawn. Bob’s goal from the beginning was to turn the slapdash property into a lush landscape, with all the work that entails. He embraced the challenge, through college and medical school, then through his residency in orthopedic surgery, while always remaining close to home. After all, he had a landscape to look after.

Even though the seven-acre lot includes an acre of pond and three acres of woods, the remaining three acres around

the house—basically an inhospitable rocky ledge—required serious help. Dr. Seebacher was determined to forge gardens in its nooks and crannies. He made friends with nurserymen on his plant-finding junkets; he listened to Aunt Roslyn, a docent at the New York Botanical Garden; he talked gardening with his patients, and he soaked it all in. When his father died and his mother found the property too formidable to maintain, she came to him with another proposal. She gave him one year to take the property under his wing and become its owner. Again, Bob didn’t have to think twice.

Initially, stewardship required more elimination than addition. “It was like the darkest jungle when I first came,” Bob recalls of the heavily wooded property. Selective thinning was necessary to see the forest for the trees. There was no soil covering the rocks, which required additional topsoil to nurture plantings. The landscape was cold and windy. “It was harsh,” he recalls of a garden that felt more like Zone 4 than the surrounding Zone 5 region.

Although the weather might seem like a stubborn adversary, planting midlayer shrubs created wind-buffering protective pockets. In addition, he forged pathways around boulders, to gain access to the rock ledge. Fortunately, he





Left page: A boat waits by the lake on the shore planted with daylilies and climbing hydrangea that obscure a wall. This page clockwise: Rhododendrons and perennial groundcovers hug the stone steps leading down to the pond. Ajuga reptans 'Mahogany' serves as an easy groundcover for very dry locations. Foxgloves volunteer throughout the property. Stone steps are lined with daylilies and Rhododendron 'Olga Mezitt'. Ajuga, pansies, and Solomon's seal grow at the base of a fallen tree.



had help in his endeavors. "For my first daytime date with Joanne, I brought her over to weed the property." Not only did the nurse whom he later married fall in love with the man, she also bonded with the land.

Finding plants that could endure the rigors required trial and error. The first solution was to plant 150 flats of impatiens (inspired by a Toronto garden), plus a lot of pachysandra, but Bob wanted a more natural, picturesque landscape-inspired by Andrew Jackson Downing's 19th-century aesthetic movement. There are people who like order, and there are people who like a more natural look, Bob realized. The good doctor fell into the latter camp. Fortunately, the nearby nature preserve at Teatown gave guidance.

"I learned to encourage wildflowers." He planted rhododendrons and acid-loving shrubs, to give the property an understory. He chose epimediums, primulas, jack-in-the-pulpit, Solomon seal, foxgloves, ajuga, and ferns that thrive in sparse soil and shady conditions while also preventing erosion. He nurtured wisteria to surround the pool with its blos-

soming branches. Gradually, the property began to look like the freestyle landscape of his dreams. Age, time, and maturity added to the natural ambience. Through an understory of stately shrubs and little wildlings that scamper around the rocks, Bob created a thrilling adventure that has gained intrigue with age. It feels like an expedition into the wild, but this wilderness features whimsical delight around every bend.

A shareable landscape was part of the goal. After treating an arborist who had fractured his leg, Bob hired the tree specialist to build a multilevel tree house in a stately silver maple, back in 1995. "It was the perfect trick to lure the kids out into the garden. They loved it so much that they slept out there," Bob recalls.

The young Seebachers grew up to be birdwatchers and frog admirers. "It's a family thing," says their father. Meanwhile, the naturalistic landscape continues to mature, and Bob is pleased with its evolution. "Gardening is ephemeral," he says. And given several generations of stewardship, this land is in caring hands. ■■

Left page: A stone stairway lined with azaleas leads away from the pool terrace. The stone pillars were in place, but the Seebachers added the carved granite orbs. . .

This page clockwise: A heuchera is mulched with river rocks and rose quartz. What child wouldn't be lured outdoors by the four level tree house built in the silver maple? A clematis opens its vivid red blossoms in early summer.



WESTCHESTER MAGAZINE'S

WINE & FOOD FESTIVAL

JUNE 8-12, 2016



Fashion, Food & Wine

Bloomingdale's, White Plains, NY
Wednesday, June 8
6pm-9pm



Burger & Beer Blast

Kensico Dam Plaza, Valhalla, NY
Thursday, June 9
6pm-10pm



An Evening with Westchester's Tastemakers

The Ritz-Carlton, White Plains, NY
Friday, June 10
VIP Entry 5:30pm
Regular Admission 6:30pm-10pm



Grand Tasting Village & Party Line Connoisseurs Tent

Kensico Dam Plaza, Valhalla, NY
Saturday, June 11
12pm-5pm



Jr. Chefs Academy

The Ritz-Carlton, Westchester, White Plains, NY
Saturday, June 11
~~11:00AM-12:30PM (ages 7-12)~~ **SOLD OUT!**
2:00PM-3:30PM (ages 11-17)
(limited to 20 per class)



Kids: Use Your Noodle

Cross County Shopping Center, Yonkers, NY
Sunday, June 12
12pm-2pm (ages 5-12)

PRESENTING SPONSORS



PLATINUM SPONSORS



BENEFITTING CHARITIES



For details, updates and ticket info visit www.westchestermagazine.com/winefood
For sponsorship opportunities, email sales@westchestermagazine.com or call 914-345-0601 ext. 138

MAKE THE MOST OF YOUR **OUTDOOR SPACE**

Does your outdoor space deliver the personal paradise you've been envisioning? With the help of Westchester's home pros, it's time to give your outdoor space the love and attention it deserves.



VISIT OUR SHOWROOM

FULL SIZE DOORS ON DISPLAY



WE CARRY THE LARGEST SELECTION OF
GARAGE, CARRIAGE HOUSE & ENTRY DOORS

We will beat any competitors written estimate!
Call Now for Special Summer Offers



WC 27197-H14

914.210.2651 • aquariusdoor.com
681 Lawlins Road • Unit 120 • Wyckoff, NJ

BEDFORD POOLSCAPES INC.



Swimming Pools and Spas
• Construction • Service • Renovations

PO Box 793, Bedford, NY 10506
(914) 234-3732 • Fax (914) 234-6857
info@bedfordpoolscapes.com

Long gone are the days of being content with a pristine backyard featuring the requisite manicured lawn and ample grill area. Homeowners are blurring the lines and reimagining their home's exterior as a seamless extension of their interior living spaces. Their ambitious plans include elaborate outdoor rooms, spacious decks, fireplaces, and sophisticated outdoor gourmet kitchens with all the bells and whistles. The options are endless. No matter where you are on the design spectrum, you'll find plenty of help and ideas from Westchester's home experts.

HEAT ESCAPE

"Providing a quality product at an affordable price with exceptional service has been the business standard for our company since its beginning," says Gregory Sahagian of **Gregory Sahagian & Son, Inc.** in Hartsdale. His company has been professionally installing exterior awnings throughout New York and the tri-state area for more than 25 years, blending elegance with high fashion. "People can enjoy all the benefits of outdoor living and protect their health at the same time," says Sahagian. "There's a six-month period here in the Northeast where the sun's ultraviolet rays are damaging. Our high-quality, UV rated custom Sunbrella® fabric awnings offer 98% protection from those harmful emissions. There are more than 300 patterns to choose from that are

all water repellant and treated to resist mildew and fading. Aesthetically, they're designed to coordinate with the homeowner's outdoor furnishings and landscape."

LIGHTSCAPES

Thinking about lighting up the night? There is no one more dedicated or experienced in lighting homes than **Design Lighting by Marks**. If you blink during installation, you may be amazed at what has been accomplished. If you're not at home, you may not believe the crew has even been there! Your house enhanced with automated illumination now beckons you upon your arrival. The warmth and esthetic enhancements are the subtleties that distinguish your home with a soft, elegant, understated effect. The crew is as proficient, professional, and meticulous as its team leader and owner, Mark A. Mosello. He'll explore ideas for your house and work with you on a lighting plan that transforms your house into a warm and welcoming home. He's done it time and time again, and all in record time. Generators, design lighting, and other aesthetic or practical needs for your comfort are expediently accommodated, including installing Tesla charging stations.

LANDSCAPES

A pergola is a great addition to any exterior space. It maximizes your usable yard space by not only enhancing the appearance, but also providing



Are You Ready for Summer?

Transform your deck, patio, or terrace into an extra living space that everyone will enjoy. Maintain the traditional appearance of your home by installing a stationary awning or create a more contemporary look with a retractable system. Our awnings allow you to maximize your outdoor living space, provide relief from the sun's harmful rays, reduce energy costs and create an elegant expression of your personal taste and style.



**Gregory Sahagian
& Son, Inc.**
18 North Central Avenue
Hartsdale, NY 10530
(914) 949-9877

*A Full Service Awning
Company Since 1990*

Fully Licensed and Insured
LIC.# WC-10266-H99

Visit us online @ www.gssawning.com



KEDURASOL
Your Total Shading Solution

 sunbrella




COMPLETE SWIMMING POOL SERVICE

POOL SERVICE, RENOVATIONS AND INSTALLATIONS

SERVING NEW YORK AND CONNECTICUT SINCE 1970

914.761.8124 | MOLONEYPOOLSERVICE.COM






McKENNA MASONRY

Specializing in all forms of masonry and restoration

James McKenna
 McKennaMasonry@gmail.com
 (845) 309-6080

Stone • Brick • Block • Concrete • Plaster



(845) 309-6080



The perfect look for your location.

To suit your urban or suburban lifestyle, we offer outdoor structures crafted in low maintenance AZEK. This advanced material, available in a variety of colors, looks just like natural wood. To schedule a free design consultation, call **800-343-6948** or visit walpoleoutdoors.com

Walpole Outdoors™
 80+ years

Kent, Ridgefield, Stamford, Westport • Projects shown crafted with AZEK®

necessary shading for outdoor activities. "While any outdoor architecture is going to make your outdoor space more livable, the pergola has many advantages that you might not get with a deck or patio," says Izabela Tokarski of **Delta Trimming**, a full-service design and build firm specializing in residential renovations and home improvement. "Our pergolas can be custom designed to meet your individual space requirements. Whether it is a unique area in your backyard or a commercial project, with many different materials to choose from, our outdoor structures offer versatility and strength that can be customized to meet your needs."

F. LaRocca & Sons, Inc. zeroes in on the homeowner's personal vision to create an innovative landscape or outdoor living area. "Originally, we began as a softscape landscaping installation and maintenance company, explains President Flavio La Rocca. But, we have since expanded and our focus has grown to include many more services, such as decorative masonry and rock-work concepts, including effective drainage solutions. We now offer everything needed to create beautiful outdoor living spaces, from decorative patios, stone retaining walls, and new driveways to complete site renovations. Whether the project involves building or repairing, our clients appreciate our promptness, reliability, efficiency, and thorough approach."

Mary Ann Rivera, owner of **Landscape Concepts**, believes transforming your outdoor space into your dream

landscape begins with good design. "Whether you're dreaming of a new patio, outdoor kitchen, fire pit, seasonal bed, or other unique garden features," Rivera says, "we can create and maintain your landscape with precision and care, adding beauty as well as value to your property. Our accredited team will seamlessly bring your custom outdoor design to life! We specialize in masonry and design in addition to offering full-service garden and turf management, with horticulture expertise. This also is the perfect time to take advantage of our summer special of 5 percent off all hardscaping, landscape design, and planting projects that runs for a limited time."

According to Juan Camilo Ospina Londoño, **Scenic Landscaping's** associate landscape architect and recipient of the Westchester Landscape Design Award, the landscape/outdoor area is a living organism and needs to be designed with that in mind. "The outdoor space is a big investment and needs to be planned properly," he explains. "The design should be considered from both from an aesthetic and budgetary point of view. Choosing a well-developed plan with great detail leaves very little room for mistakes. Implementing the plan properly is just as crucial. A great project requires the right project leader with a strong team and the necessary tools. Many people seem to focus on cost in deciding the winning bid, but that isn't always the smartest thing. I advise clients to research and choose a team that you can trust to execute and

stand beside you, not only from the beginning through the construction process, but also the after care." Scenic Landscaping, with owner Mitchell Knapp at the helm, has the right team to design, build, and manage.

POOLSCAPES

Noticing that homeowners are spending more time at home, Ken Thomsen, owner of **Bedford Poolscapes**, has found they want to improve their outdoor environment as a result. "Along with an in-ground pool, they want to include an in-ground spa or other unique features like a water garden," Thomsen notes. "The sound of water adds tranquility and drowns out unwanted background noise. We've even been asked to design the in-ground pool in a way that keeps the water in motion to give a sense of a babbling brook or the movement of water." Thomsen and his team first determine whether the homeowner wants the pool to be an architectural extension of the house with the effect of an outdoor room or be more a part of the landscape as a garden feature. They also take into consideration the town's building and zoning ordinances to ensure the pool can be placed in the homeowner's desired location, handling all approvals and the construction sequence. "We pay particular attention to design aspects because our goal at the end of every project is for the homeowner to say 'I never thought it would look this good!'"

According to Paul C. Moloney, owner of **Moloney**

Pools in Mamaroneck, "Spaces outside the home have become as important as spaces inside. Homeowners are interested in outdoor pools as an overall design element that offers the same comfort and luxury as indoors. Today, there are a lot more choices in tile, stone, and finishes to personalize the project." Moloney's company, which has been specializing in the complete service, renovation, and construction of swimming pools since 1970, finds that there's renewed interest in the formal classic rectangular pool shape, as well as more innovative styles like the vanishing edge pool, which produces a visual effect of water extending to the horizon. "Additionally, we are always busy, as well, renovating and upgrading existing pools to current standards. Our customers are interested in improving the aesthetics of their pools, as well as upgrading their pool systems to more efficient standards," says Moloney.

HARDSCAPES / TABLESCAPES

"A new garage door is solidly among the top projects that impact a home's value. An old door with dents, peeling or faded finish, and generally outdated appearance is a definite strike against the home's marketability and general curb appeal," observes Julie Righton, the sole owner of **Aquarius Door Services**. "New door styles, window options, safety features, and opener technology upgrades provide opportunities to increase the value of your home." Aquarius Door Services,

Pergolas

Shelter with Beauty & Style



Motorized or Traditional Pergolas



Free Standing or Attached



Roofs that Can Open or Close!

Visit underthesunimprovements.com/Pergolas to view a motorized pergola in action.

Innovative, Unique Products to Enjoy "Under The Sun"

Swimming Pools - Hybrid Pools - Sunrooms
Screen Rooms - Deck & Porch Enclosures



914-490-1695

UnderTheSunImprovements@gmail.com
underthesunimprovements.com

Make Your Dream a Reality!



Kitchen & Bath Renovations • Full House Renovations
Additions • Custom Wood Work



914.238.0818

deltatrimming.com

GS | OB



**Gardensheds
Outbuildings**

reach us: 877-743-3711



We Design Small Buildings. We Build Small Dreams.™



Pool Houses
Garden Sheds
Potting Sheds
Storage Sheds
Green Houses
Carriage Houses
Cottages
Pavilions
Tool Sheds
Studios
Garages
Pergolas

outbuildings.com
gardensheds.com

a leader in garage door services since 1963, handles every step of the process from selection to installation to service calls and offers a showroom with full doors on display. "Old school is all the rage," Righton adds. "Overhead carriage house style doors have become extremely popular. The best part is that they require no maintenance and provide excellent insulation."

When designing your outdoor living space, keep in mind these tips from Lenny Ventimiglia, general manager of **Cosentino Center Westchester**, on making this space your own. "First, consider what is most important to you and prioritize according to budget and space," he says. "Second, tailor the space to your style. Your outdoor area should be an extension of your home and incorporate design elements that you will enjoy. Countertops and flooring can add great personalization. Dekton ultra-compact surfacing offers a variety of looks from natural stone and wood inspired to industrial or high-gloss finishes." Third, Ventimiglia recommends choosing quality products, adding, "Not all products should be installed outdoors, many crack and fade, but Dekton performs exceptionally well outdoors."

To enhance both the function and beauty of your landscape and your lifestyle, Ken Smith, owner of **Gardensheds, Inc.**, suggests adding an architectural small building—his company's specialty for 23 years. "Whether a garden, potting, or tool shed, pool house, cottage, studio/workshop, home office, pavilion, or green house, our mission is to

build beautiful buildings inspired by architecture and history," Smith explains. "We have a passion for small building architecture complemented with an obsession for quality materials and craftsmanship, including our signature poplar 'cottage framing', forged hardware, awning-style windows, and distinctive cupolas." With a clientele that reaches from California to Maine to Mississippi, Smith's company offers an exclusive collection of designs that are available to ship nationally in a precision kit format. "Westchester remains one of our best markets," Smith observes.

Spectacular outdoor living spaces and fine masonry go hand and hand. "My best advice to homeowners is to have fun when designing your outdoor living spaces," notes James McKenna, owner of **McKenna Masonry**. "Stone is a material that will last many generations in your home, so get creative! If you're thinking of a lovely stone patio, why not make a spiral or a sunburst within the stone? Take advantage of the great local materials like Bluestone and New York granite to pave your pathway or build a peaceful bench beside your own private waterfall. Whatever your dreams are, we can attain them. Stone and brick materials along with a skilled craftsman will ensure your outdoor living space will remain a center of fun and relaxation through the test of time."

When it comes to all things "under the sun," **Under the Sun Improvements** has you covered with unique and innovative outdoor solutions. "From sunrooms to pergolas

to swimming pools, we have something for everyone," says James Hughes, owner. "Adding a custom sunroom—ranging from all-season rooms to screened porches to patio covers—to your home is like adding a year-round view to the outdoors—you can enjoy being outdoors, all while being indoors in the comfort of your new room. Or, if you prefer the beauty and romance of a pergola, a freestanding or attached pergola also creates a one-of-a-kind experience. On the other hand, if you're longing for a spot to hang out with family and friends, an in-ground or hybrid (partially in-ground and partially above-ground) pool might be the just answer, where you can enjoy a technology-free zone with all the splashing, dunking, and games only a pool can offer.

Lou Maglio, president of Massachusetts-based **Walpole Outdoors**, notes that when it comes to making a statement

outdoors and defining one space from another, pergolas are the structure of choice. "A long time ago, people thought about adding value to their homes" he says. "Now, they're adding enjoyment and thinking about doing more for themselves. They're taking a section of the property and creating a living space with hardscaping, landscaping, low-voltage lighting, and pergolas." A garden feature such as the pergola, which can be designed to include motorized shades, is now being manufactured using AZEK solid cellular PVC material that's pure vinyl with the weight and density of wood, yet it is impervious to moisture. "Walpole is able to build the pergola up to 32 feet between posts," adds Maglio. "When it's painted with a product made by Sherwin Williams, for example, a brand that offers a 25-year warranty on the finish, the structure requires little or no maintenance." ●

RESOURCE DIRECTORY

Aquarius Door Services, Inc.

681 Lawlins Rd, Unit 120
Wyckoff, NJ
(914) 210-2651
www.aquariusdoor.com

Bedford Poolsapes

414 Old Post Rd
Bedford
(914) 234-3732
www.bedfordpoolsapes.com

Cosentino Center Westchester

333 N Bedford Rd, Suite 220
Mount Kisco
(914) 242-1751
www.dekton.com/usa

WESTCHESTER HOME
**DESIGN
AWARDS**

**WINNER OF BEST
LANDSCAPING 2016**



**CELEBRATING OVER 40 YEARS
OF UNPARALLELED EXCELLENCE**



SCENIC
LANDSCAPING LLC

&



TAPESTRY
LANDSCAPE
ARCHITECTURE

CALL FOR A FREE CONSULTATION
973.616.9600

LANDSCAPE ARCHITECTURE . DESIGN . MAINTENANCE
CUSTOM POOLS . SPAS . OUTDOOR LIVING SPACES

SCENICLANDSCAPING.COM ♦ TAPESTRYNJ.COM
TRANQUILITYPOOLSNJ.COM

7 ARGYLE ST. HASKELL NJ LIC# 13VH00301400 RICHARD J ZIMMER NJCLA#824

Delta Trimming LLC

Harrison
(914) 238-0818
www.deltatrimming.com

Design Lighting by Marks

246 Sellaet St
Stamford, CT
(203) 674-8038
Mark@DesignLightingByMarks.com
www.DesignLightingByMarks.com

F. LaRocca & Sons, Inc.

71 Potter Ave
New Rochelle
(914) 576-4868
www.flrandson.com

Gardensheds, Inc.

1729 Linvale Harbourton Rd
Lambertville, NJ
(609) 466-7224
www.gardensheds.com
www.outbuildings.com

Gregory Sahagian & Son, Inc.

18 N Central Ave
Harsdale
(914) 949-9877
www.gssawning.com

Landscape Concepts

253 Rte 100
Somers
(914) 245-4800
www.landscapeconceptsny.com

McKenna Masonry

131 S Broadway
Nyack, NY
(845) 309-6080
www.mckennamasonry.com

Moloney Pool Service

510 Fayette Ave
Mamaroneck
(914) 761-8124
www.moloneypoolservice.com

Scenic Landscaping, LLC

7 Argyle Rd
Haskell, NJ
(973) 616-9600
www.sceniclandscaping.com

Under the Sun Improvements

Poughkeepsie, NY
(914) 490-1695
www.underthesunimprovements.com

Walpole Outdoors

346 Ethan Allen Hwy, Rt. 7
Ridgefield, CT
(203) 438-3134

129 Interlaken Rd at Designs by Lee
Stamford, CT
(203) 595-9930

1835 Post Rd East
Westport, CT
(203) 255-9010
www.walpoleoutdoors.com

Design
Masonry
Commercial
Management
Irrigation

Design your dream...
reimagine your outdoor living

Landscape
CONCEPTS

Complete Outdoor Management & Design

Call for a
free quote.

ORGANICO
FERTILIZATION

sustainable fertilization
for lawn and gardens

organic tick &
mosquito spraying

Summer Specials!

FOR A LIMITED TIME: 5% OFF

Hardscaping, Landscape Design, & Planting Projects

LANDSCAPECONCEPTSNY.COM
(914) 245-4800



COLOR OF THE YEAR 2016
Simply Said,
SIMPLY WHITE

OC-117



White is transcendent, timeless, its versatility unrivaled.
 Turn down the noise and celebrate the simplicity of white.
 Simply said...Simply White.

Come in today for your complimentary book

BUY ONE PINT COLOR SAMPLE, GET ONE FREE*



N. WHITE PLAINS 30 VIRGINIA ROAD 914-948-4000	PORT CHESTER 143 NO. MAIN ST. 914-939-7600	BEDFORD HILLS 655 N. BEDFORD ROAD 914-241-1666	MOHEGAN LAKE 1948 E. MAIN ST. 914-528-6111	YORKTOWN 1965 COMMERCE ST. 914-962-3000
---	--	--	--	---



523906010589
 WHM
 SUMMER

OSSINING 22 ROCKLEDGE AVE. 914-941-1900	SCARSDALE 836 POST ROAD 914-723-4811	YONKERS 621 TUCKAHOE RD. 914-779-6767	MAHOPAC 537 ROUTE 6 845-621-1131	CARMEL 1924 ROUTE 6 845-225-6613	NEW LOCATION! PELHAM 148 FIFTH AVENUE 914-738-4778
---	--	---	--	--	--

Email Address _____

*This offer may only be redeemed at Benjamin Moore dealer listed above. Must present this coupon to redeem. Subject to availability. Only original offer will be honored, no photocopies or faxes will be allowed. Limit one per household. While supplies last. Benjamin Moore has the right to cancel this offer at any time. Offer can not be combined with any other offer or discount. Please note a printed rendition of painted substrates can only approximate the actual color on the painted surface. Color accuracy is ensured only when tinted in quality Benjamin Moore® paints. Color representations may differ slightly from actual paint. Expiration date: December 31st, 2016. ©2015 Benjamin Moore & Co. Benjamin Moore, Paint Like No Other, and the triangle "M" symbol are registered trademarks licensed to Benjamin Moore & Co.


Offer expires 12/31/2016

20 Summer 16 event planner

JUNE		+	JULY		+	AUGUST	
<p>June 1, 2016- Aug 12, 2016 Summerfest 2016 Cross County Shopping Center Yonkers, NY For more info visit crosscountysummerfest.com</p>	<p>Now-June 19, 2016 The Nest, An exhibition of art in nature Katonah Museum of Art Katonah, NY For more information visit artswestchester.org</p>		<p>June 4 to Sept. 18, 2016 Tongue in Cheek: The Inflatable Art of Jimmy Kuehne Hudson River Museum Yonkers, NY For more information call 914.963.4550 or visit hrm.org</p>	<p>June 4-July 15, 2016 Space and Time Clay Art Center Port Chester, NY For more information clayartcenter.org</p>		<p>June 6, 2016- July 18, 2016 Painting and Drawing for Adults Center for the Digital Arts Peekskill, NY For more information visit artswestchester.org</p>	
	<p>July 10-October 2, 2016 Onsite Katonah Katonah Museum of Art Katonah, NY For more info visit katonahmuseum.org</p> <p>◀ <i>Courtesy of ArtsWestchester</i></p>		<p>July 10-October 2, 2016 Victoria Fu, Egg Katonah Museum of Art Katonah, NY For more info visit katonahmuseum.org</p>	<p>June 1, 2016 – 11, 2016 A Universe Of Puzzles by Tom Wills Anderson Chase Gallery Goldens Bridge, NY For more information visit kbfa.com</p>		<p>June 2, 2016 How to Bury a Saint The Schoolhouse Theater Croton Falls, NY For more information visit artswestchester.org</p>	
<p>June 19, 2016 Westchester Philharmonic The Performing Arts Center Purchase, NY For more information visit artscenter.org</p>	<p>June 20, 2016 15th Annual Golf & Tennis Classic Music Conservatory of Westchester Purchase, NY For more information visit artswestchester.org</p>		<p>June 21, 2016 Greenwich Dance Studio The Performing Arts Center Purchase, NY For more information visit artscenter.org</p>	<p>July 7-August 26, 2016 Sunset Jazz Lyndhurst Mansion Tarrytown, NY For tickets and more info visit mmpaci.com</p>		<p>July 13-July 30, 2016 Summertime II Mamaroneck Artist Guild Mamaroneck, NY For more information call 914-834-1117</p>	
<p>August 1- August 19, 2016 Fiddler on the Roof JR White Plains Performing Arts Center White Plains, NY For more information call 914-328-1600 or visit wppac.com</p>	<p>August 22-August 26 Fiddler on the Roof White Plains Performing Arts Center White Plains, NY For more information call 914-328-1600 or visit wppac.com</p>		<p>August 15- August 26, Sketch, Style & Saw Fashion Camp ArtsWestchester Gallery White Plains, NY For more info visit artswestchester.org</p>	<p>August 5, 2016 War Paramount Hudson Valley Theater Peekskill, NY For more information call 914-739-0039 or visit paramounthudsonvalley.com</p>		<p>August 7, 2016 Summer Season Finale Gil Shaham Caramoor Katonah, NY For more information visit caramoor.org</p>	

UPCOMING EVENTS OF INTEREST IN AND AROUND WESTCHESTER

AUGUST		+	SEPTEMBER		+	OCTOBER	
<p>June 17-Sept. 25, 2016 Defying Labels: New Roles, New Clothes Lyndhurst Mansion Tarrytown, NY For tickets and more info visit mmpaci.com</p>	<p>June 21-July 19, 2016 Westchester Choral Society 39th Season of Summer Sings Music Conservatory of Westchester White Plains, NY For tickets and more info visit artscenter.org</p>		<p>June 22-July 9, 2016 Summertime I Mamaroneck Artist Guild Mamaroneck, NY For more information call 914-834-1117</p>	<p>June 27-Sept. 2, 2016 Best Summer Ever Sleepy Hollow Performing Artists Center Sleepy Hollow, New York For more information visit artswestchester.org</p>		<p>July 2-August 13, 2016 Table Time ArtsWestchester White Plains, NY 10601 For more information visit artswestchester.org</p>	
<p>June 5, 2016 Rose Day Lyndhurst Mansion Tarrytown, NY For tickets and more info visit mmpaci.com</p>	<p>June 5, 2016 All That Jazz: Hoff-Barthelson Music School Hoff-Barthelson Music School Scarsdale, NY For more information visit artswestchester.org</p>		<p>June 8, 2016 Peggy Guggenheim: Art Addict Nyack Center Nyack, NY For more information visit edwardhopperhouse.org</p>	<p>June 11, 2016 Walk and Talk with artist Eve Stockton Kenise Barnes Fine Art Larchmont, NY For more information visit kbfa.com</p>		<p>June 18, 2016 The Amazing Max White Plains Performing Arts Center White Plains, NY For more information call 914-328-1600 or visit wppac.com</p>	
<p>July 29-31 In The Heights White Plains Performing Arts Center White Plains, NY For more information call 914-328-1600 or visit wppac.com</p>	<p>July 1, 2016 Satisfaction-Rolling Stones Tribute Paramount Hudson Valley Theater Peekskill, NY For more information call 914-739-0039 or visit paramounthudsonvalley.com</p>		<p>July 6, 2016 Emil Paolucci Sumer Sounds Concert Series New Rochelle Council on the Arts New Rochelle, NY For tickets and more info visit artscenter.org</p>	<p>July 13, 2016 National Youth Orchestra The Performing Arts Center Purchase, NY For tickets and more info visit artscenter.org</p>		<p>July 23, 2016 The Machine Performs Pink Floyd Paramount Hudson Valley Theater Peekskill, NY For more information call 914-739-0039 or visit paramounthudsonvalley.com</p>	
<p>August 20, 2016 Dave Attell Paramount Hudson Valley Theater Peekskill, NY For more information call 914-739-0039 or visit paramounthudsonvalley.com</p>	<p>August 26, 2016 Boz Scaggs Paramount Hudson Valley Theater Peekskill, NY For more information call 914-739-0039 or visit paramounthudsonvalley.com</p>		<p>► Courtesy of Hudson River Museum</p>				



To have your upcoming event featured in Westchester Home Magazine, call 914.345.0601 x120 or e-mail pr@westchestermagazine.com

WESTCHESTER HOME
DESIGN AWARDS WINNERS
2016

Westchester Home's **Fifth Annual Design Contest**

At this year's gala, held at Mamaroneck's Emelin Theater on April 7, Executive Editor Jenn Andrlik and Editor-At-Large Nancy Soriano announced the winners of *Westchester Home's* fifth annual Design Contest. Awards in 10 categories were presented in front of an audience of more than 180 guests, including the region's most outstanding interior designers, architects, landscapers, and building professionals.



1. WHOLE-HOME DESIGN

Opacic Architects
 Irvington

2. DINING ROOM

Laurel Bern of Laurel Bern
 Interiors
 Bronxville

3. LIVING SPACE

Ira Grandberg of
 Grandberg & Associates
 Architects
 Mount Kisco

4. KITCHEN

Designer: Rayan James,
 RAJ Kitchen and Bath;
 Architect: Ray Beeler of
 Galin Beeler Design Studio;
 Contractor: Oliver
 Marinovic
 New Rochelle



5. MASTER SUITE
Jason Landau of Amazing Spaces and Sunrise Building and Remodeling Briarcliff Manor

6. BATHROOM
Mara Solow of Mara Solow Interiors Pleasantville

7. LANDSCAPING
Juan Ospina of Scenic Landscaping Haskell, NJ

8. BEST USE OF SMALL SPACE
Lynette Bard of Rue du Rix Rye

9. ENTRY HALL/MUDROOM
Opacic Architects Irvington

10. BEST USE OF COLOR
Lynette Bard of Rue du Rix Rye



10

Submissions are now being accepted for the **2017 Design Awards**. Please log on to: www.westchestermagazine.com/HomeDesignAwards

High Tide

Just in time for the outdoor-living season, we've rounded up a few of the latest listings on the water.



In a sea of desirable real estate, homes with water views are among the most coveted. Here in Westchester, we're surrounded by Long Island Sound and the Hudson River, as well as multiple lakes and smaller bodies of water, providing more opportunities for waterfront living than some may realize. Still, a Zillow search shows just 115 waterfront properties currently for sale, so a limited supply may keep prices high. Here are a few listings to make you thirsty for life on the water.



Private Point

Address	1340 Flagler Dr, Mamaroneck
List Price	\$5,495,000
Square Footage	4,857 square feet

Historic Edgewater Point is a gated community of 28 houses that dates to the early 1900s. The peninsula inspired a novel by James Fenimore Cooper and was later the home of railroad magnate Henry Flagler, who entertained friends such as John D. Rockefeller on the grounds of his estate. This recently updated six-bedroom Colonial was built in 1939 and has 226 feet of open access on the Long Island Sound, as well as rights to the private community beach and dock on Larchmont Harbor. With an expansive stone terrace leading out to the pool (and outdoor shower), the house is perfect for outdoor entertaining. The master bedroom leads to an upper deck with a 180-degree view of the Sound.

Listed With *Kimberly Arenas, Houlihan Lawrence; (914) 967-7680*



Sleepy Hollow Riverfront

1 W View Circle, Sleepy Hollow

\$3,000,000

6,500 square feet

This six-bedroom custom-built house overlooking the Hudson has great natural light—so much so that it was most recently owned by a world-renowned artist whose works are in the permanent collections of the Metropolitan Museum of Art, The Guggenheim, and Boston’s Museum of Fine Arts, among others. Built by the Rockefeller Estate & Preserve, the home has high ceilings and double-height windows in an open floor plan. It also has smart-house systems. A spacious master suite includes a sitting area, two-sided fireplace, walk-in closets, and master bath with panoramic river views. A first-floor bedroom suite has a private entrance. French doors on the walk-out lower level lead to a patio.

Andrea Martone, Houlihan Lawrence, Irvington; (914) 261-7458



Lodge With Reservoir Views

105 Mills Rd, North Salem

\$3,975,000

6,170 square feet

A peaceful wooded retreat, this North Salem “lodge” with vaulted ceilings, exposed wood beams, and rustic charm was renovated in 2006. The home offers views of Titicus Reservoir. A floor-to-ceiling stone fireplace anchors the massive great room, and the open floor plan has multiple seating and dining areas. A stone patio sets the stage for outdoor entertaining. Sitting on 56 acres, this house feels like a country getaway, yet it’s convenient to Route 22 and Interstate 84.

Sally Slater, Douglas Elliman Real Estate; (914) 234-4590



SAVE THE DATE!



The Pepe Auto Group 2016 Lease Giveaway Contest

Enter for a chance to win a 2-year lease of your choice of a 2016 Mercedes-Benz CLA250, 2016 Cadillac ATS or a 2016 Infiniti Q50a. Visit westchestermagazine.com/pepeautogroup to enter and for complete contest rules.

Celebrate the Best at the 2016 Best of Westchester Party®

Wednesday, July 27, 2016

Glen Island Harbour Club

VIP Admission - 5:30-10:00pm, \$110

General Admission - 7:00-10:00pm, \$85

www.bestofwestchester.com

Results will be published in our annual Best of Westchester® issue in July!

Go to westchestermagazine.com for tickets!

For information on becoming a sponsor, call 914.345.0601 ext. 138 or email sales@westchestermagazine.com

PLATINUM SPONSORS



SILVER SPONSOR



BENEFITTING CHARITY



REAL ESTATE



Modern on the Sound

75 Echo Bay Dr, New Rochelle

\$1,995,000

5,700 square feet

With a grid of floor-to-ceiling windows, this distinctive International-style modern home on Long Island Sound offers water views from every room. Designed by architects Nemeny & Geller and built in 1951, the home takes advantage of the prime views of Echo Bay and Long Island Sound. A floating steel staircase connects the main living area with more informal dining and living spaces downstairs. Multiple terraces and gardens compose an ideal spot for outdoor entertaining. Offering a platform for swimming and sailing, the house includes private access to the Sound, with steps right down to the water.

Amy F. Via, Houlihan Lawrence; (914) 328-8400

Pretty and Preppy

Welcome summer and your guests with classic and bright accessories for your front door.

One if by Land Wood Lantern With Antiqued Patina Finish, \$122.50
www.allmodern.com



Colonial Revival Rope Design Door Set, \$147.90
www.houseofantiquehardware.com

Jace Outdoor Pillow, \$60
www.birchlane.com



Feather Chevron Doormat, \$20.95
www.jossandmain.com



Benjamin Moore Regal Select Revive in California Blue, \$54.99/gallon
Wallauer's
143 N Main St
Port Chester
(914) 939-7600
www.wallauer.com



Sutherland Rocking Chair, \$100.95
www.jossandmain.com



Flagstone Planter Speaker, Available in Two Sizes, \$2,595-\$3,995
www.planterspeakers.com

Center of Attention

We asked local designers what elements compose their favorite summer centerpieces. Here's what they had to say.



Crates are really popular now, as design styles have embraced rustic elements. This tablecape adds fresh herbs but uses the idea of layering elements: tulips, lemons, and fresh herbs. I added the lantern to the table to introduce candlelight — always pretty on a cool summer evening.

— **Brittany Zachos of Zachos Design Group**



For a summer arrangement, my formula often includes flowers in a taller vase together with a low bowl filled with a single type of fruit. Mixing vessel materials—glass, porcelain, metal—enhances eye appeal, while placing items on a metal tray, or mirrored surface, adds reflectivity to the composition. For a coffee table or console table, incorporate books or other items for variety.

— **Lynette Bard of Rue du Rix**

I love this oversized Pacific Bowl from Martha Sturdy. It's made from resin, which is unlike other materials because it can withstand heat or cold. Resin embraces light, creating a soft glow that is almost otherworldly. Both functional and beautiful, resin is as comfortable with scissors and finger paints as it is Grandmother's fine china.



— **Mara Solow of Mara Solow Interiors**

What is your favorite centerpiece?

This centerpiece has a simple design that has a lot of impact because of its large scale and striking vase. I filled the voluptuous vase from Jonathan Adler with a mix of tall, pink-and-white cherry-blossom stems.

— **Lara Michelle of Lara Michelle Beautiful Interiors Inc.**



I love to use different types of containers and am always on the hunt for interesting and unusual vessels for flowers. In this case, I used a Chinese-style ceramic bowl and filled it with white Lisianthus and trailing ivy. Lisianthus stalks have many blooms, which make them very easy to work with, and when casually arranged, they have a summery and unmanicured feel.

— **Susan Carlson of Susan Carlson Interiors**



My solution is simple, inexpensive, and anyone can do it: lemons, limes, and/or oranges stacked in tall glass containers. Repeat, repeat, repeat for maximum color impact.

— **Debra Kling Colour Consultant**



See more centerpiece ideas online at westchestermagazine.com/designerfavorites.



RAFA NADAL

NEW DEKTON XGLOSS

ULTRABRILLANT SURFACES



COSENTINO CENTER WESTCHESTER
333 NORTH BEDFORD ROAD, SUITE 220
MT. KISCO, NY 10549
914.242.1751

WWW.DEKTON.COM

SPECTRA SOLID Collection

DEKTON XGLOSS is the new family of polished Dekton surfaces that presents an extraordinary crystalline shine. A unique new finish, this polish offers a radiant sparkle unlike any other, while maintaining the well-known physical resilience of Dekton.

THE BRIGHTEST
DEKTON PROPOSAL.



reddot award 2016
winner



START SOMETHING
Beautiful[™]

ETHAN ALLEN[®]

W.L.LANDAU AN AUTHORIZED ETHAN ALLEN RETAILER
152 SOUTH CENTRAL PARK AVENUE HARTSDALE, NY 914.684.0360

©2016 Ethan Allen Global, Inc.