

# Prep and Review: The Sensorial Materials of the Montessori Classroom

Deidre Brooks, EdD



# Objectives

**One:** Recap: who is **the young child**?

**Two:** Review: what are the **Sensorial** areas of the Prepared Environment?

**Three:** Recall: what are the **characteristics** of the Sensorial Materials?



**Four:** Reflect: **Activity**

# Introduction

“From 0 to 3, the child is on a journey to make order out of chaos. The child is born into this world and exposed to many different experiences. From 0 to 3, the child is **unconsciously** absorbing everything in his environment and is known as the **Joyful Child**.”

“From 3 to 6, the child’s focus is to understand, organize and classify the information he has absorbed. This child becomes a **conscious** learner and is known as the **Child of the World**.”

Author: Susan Mayclin Stephenson





# Areas of the Sensorial Environment

1

**Visual** – the  
child perceives size,  
shape,  
composition,  
pattern, and color

2

**Tactile** –  
perceives texture,  
temperature,  
stereognostic  
(form), and weight.

3

**Auditory** –  
perceives  
loudness and  
pitch

4

**Gustatory** –  
perceives  
Tastes

5

**Olfactory** –  
perceives  
Scents

# Control of Error:

a means for the child to recognize if the exercise is completed correctly or not. Most sensorial exercises have control of error. Ones that do not include olfactory and taste.

## Isolates a quality

- Sensations can be associated as a quality



## Compares

- Sensations are related to other qualities




## Quantifies


- In some cases, sensations are quantified as a degree of that quality.




Let's look more closely: Knobless Cylinders:




Yellow



Blue



Green



Red



Watch this video:  
What is the control of error?





Watch the video:

Knobless Cylinders

# Reflection

## Activity:

1. For additional hours and learning, tune in to Ginny Sackett's podcast, *Montessori Materials*.
2. After listening, review materials in your Mappa Album, pick one material and write the steps to an extension exercise you are aware of or have created.
3. Use your journal or Presentation Reflection Sheet to jot down the highlights of the exercise.

Assess: Take the quiz and assess your learning and retention thus far. Poll summary will be shared here below.

[Poll summary - Sensorial area.pdf](#)





# References

## **Basic Montessori Learning Activities for Under 5**

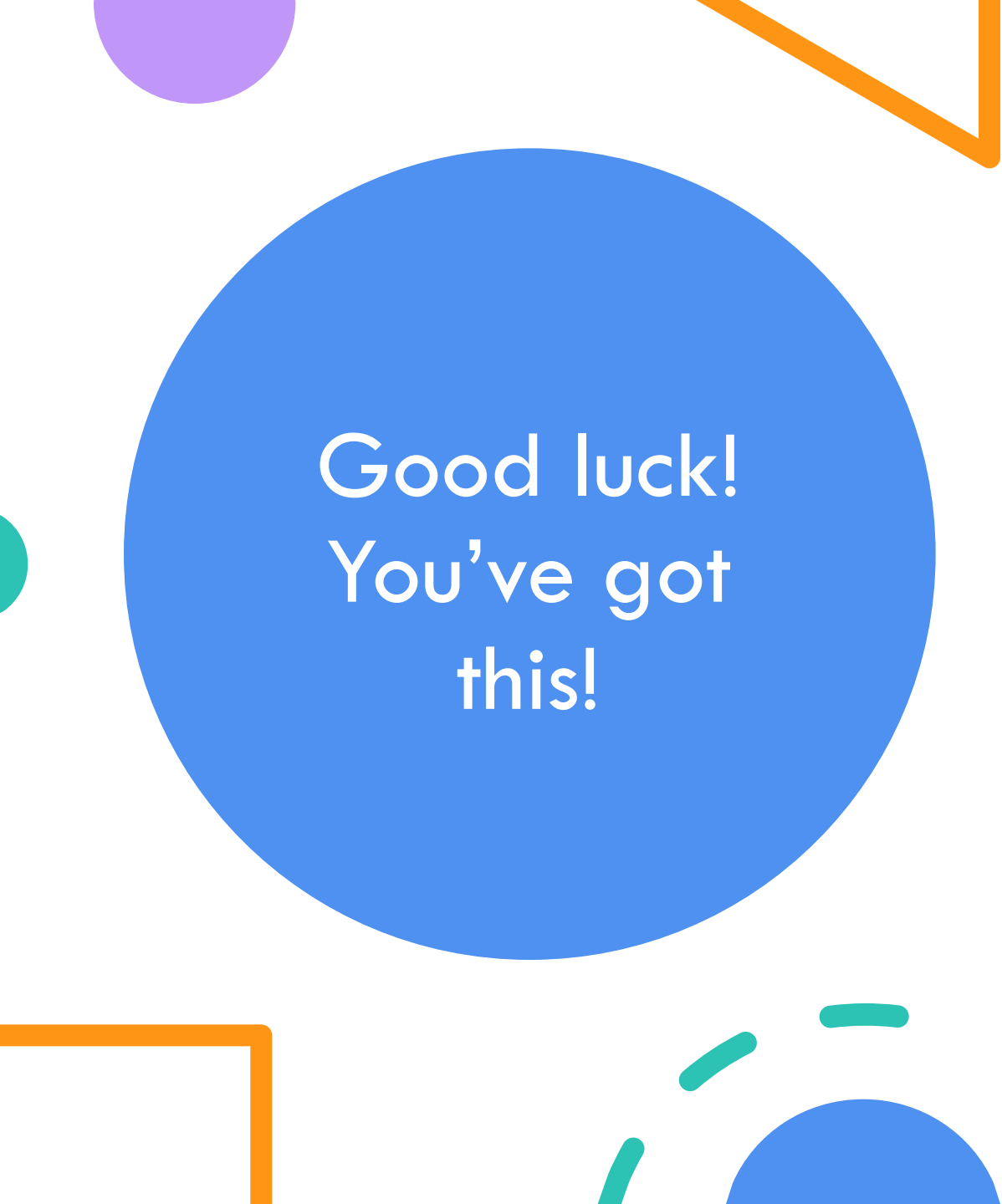
- By: David Gettman

## **Mappa Children's House Sensorial Album**

Higher Ground Education, Inc.

## **Child of the World**

By: Susan Mayclin Stephenson



Good luck!  
You've got  
this!

*Deidre Brooks, EdD*

Mentor Montessori Teacher

Bezos Academy - Denver Harbor campus

Contact: TEAMS or email:  
[deidre.brooks@bezosacademy.org](mailto:deidre.brooks@bezosacademy.org)