

# Top 7 WordPress LMS Plugins: A Detailed Comparison

---

**Meta description:** Discover the best WordPress LMS plugins to create and manage your online courses with ease. Compare the top 7 plugins and find the perfect solution for your needs.

## Introduction

Eager to establish a robust digital connection with your students or clientele? The ideal WordPress LMS plugin not only brings your vision to life but does so with precision and ease, offering a seamless avenue to impart your knowledge.

Digital education's impact is profound, with the [online course market projected to reach \\$25.33 billion by 2025](#) showcasing the significant potential of online learning in today's digital landscape. To assist in navigating the myriad of WordPress LMS plugins, this article offers a thorough comparison of the top 7, highlighting their key features and ensuring readers can make a decision that best fits their requirements.

## What is a WordPress LMS plugin?

An LMS, standing for Learning Management System, is a sophisticated software application tailored to streamline the process of designing, administering, and delivering online courses and comprehensive training modules. When this potent system melds with the versatility of WordPress, you get a WordPress LMS plugin.

This powerful combination offers a robust platform on your WordPress website, making it a go-to choice for educators, trainers, organizations, and proactive business magnates who envision online education as a transformative tool. With a range of built-in tools and customizable features, these plugins ensure smooth sailing for course creators.

## What are the benefits of an LMS plugin in WordPress?

Diving into the world of online education, a WordPress LMS plugin offers a powerhouse of features that not only make course creation a breeze but also ensure an enriching experience for learners.

Let's examine the manifold benefits of integrating an LMS plugin into your WordPress site:

- **Easy course creation:** The beauty of a WordPress LMS plugin lies in its simplicity. Crafting your unique course content becomes an effortless task, eliminating the need for intricate coding, designers, or developers.
- **High user engagement:** The top-tier LMS plugins offer a gamut of interactive tools. Whether it's the allure of quizzes, the novelty of flashcards, or the structure of task lists, these elements are designed to captivate and sustain learner attention.
- **Flexible courses:** Tailoring courses becomes second nature with WordPress LMS plugins. They empower creators by providing flexibility in scheduling, and grading mechanisms, as well as fostering seamless communication with learners.
- **Scalable learning:** Catering to a small group or a bustling community? These plugins scale gracefully, ensuring your content reaches ten or ten thousand learners with equanimity.

- **Monetization opportunities:** Make your knowledge pay! Seamlessly integrate your courses with WooCommerce and open doors to lucrative revenue streams.
- **Design capabilities:** Consistency is the key. With customization options galore, ensure your courses resonate with your brand aesthetics.
- **User-friendly content:** Simplicity is the ultimate sophistication. Both educators and learners revel in intuitive interfaces that sidestep technical jargon and complexities.
- **Community engagement:** Knowledge shared is knowledge multiplied. Use your courses as a conduit to nurture and expand your community.
- **Integration capabilities:** The potential to integrate is a game-changer. Many LMS plugins offer profound integrations, with Sensei notably excelling with its deep synergy with WooCommerce.
- **Lower transaction fees:** Keep more in your pocket! Compared to [renowned platforms](#) like [Teachable](#) and [Kajabi](#), WordPress LMS plugins offer a more generous revenue structure.
- **Hosting options:** Savor the freedom of choice. With WordPress LMS plugins, you dictate the hosting landscape, ensuring you're in control of where your data resides.

Harnessing these benefits can transform your online education venture, ensuring success and scalability.

## Factors to consider when choosing a plugin

Selecting the perfect WordPress LMS plugin can feel like navigating through a labyrinth. To make this journey straightforward, here are the [essential factors](#) you must weigh in to make an informed choice:

1. **Compatibility with different WordPress versions and themes:** The cornerstone of a good LMS plugin is its compatibility matrix. Ensure that your chosen plugin is in harmony with your [WordPress](#) version and meshes well with your theme. Plugins offering a native WordPress vibe, like [Sensei](#), ensure that your site operates smoothly and delivers an optimal user experience.
2. **Compatibility with WooCommerce:** Monetizing your courses requires a plugin that sings in tune with [WooCommerce](#). While some plugins boast their payment gateways, WooCommerce compatibility offers a broader spectrum of payment channels and versatile pricing architectures.
3. **Ease of use:** Complexity should never impede creativity. Seek a plugin that simplifies course creation and management, negating the need for high-level technical prowess.
4. **User experience:** A user-centric course design is pivotal. Opt for plugins that prioritize user-friendliness, setting the stage for successful and enjoyable learning experiences.
5. **Design choices:** Visual appeal can't be compromised. Your chosen plugin should be a canvas, allowing you to build [customizable](#) courses that resonate with your brand and captivate your audience.
6. **Pricing:** An investment in knowledge pays the best interest. If you're steering towards course monetization, a premium plugin that assures a noteworthy ROI is a smart choice.
7. **Features:** Diverse features can elevate your courses. Some LMS plugins stand out with offerings like interactive videos, quizzes, flashcards, task lists, certificates, and even cutting-edge AI functionalities.

8. **Support and documentation:** Beyond the plugin itself, robust support and comprehensive tutorials ensure you harness its full potential, making your investment truly worthwhile.


With these factors in mind, you'll be better equipped to sift through a plethora of choices and zero in on the LMS plugin that aligns with your vision and requirements.

## What is the best LMS plugin for WordPress? A detailed comparison of the top 7 plugins

Navigating the vast sea of WordPress LMS plugins can feel overwhelming. To ease your decision-making, we've curated a comprehensive comparison of the top seven contenders in the market. Let's journey together through this detailed analysis, empowering you to pinpoint the plugin that aligns seamlessly with your needs and vision.

### 1. Sensei

[Sensei](#) stands out as an embodiment of what a modern WordPress LMS plugin should be. It offers seamless integration with the WordPress environment, ensuring that users can craft courses without a hitch. This native integration, achieved using the Gutenberg Block Editor, empowers users to design courses with an interface they're familiar with.

 [Products](#) [Features](#) [Resources](#) [Pricing](#) [My Account](#) [Get Sensei](#) [Help](#)

# Create and sell courses that your students will love.

Sensei is the WordPress LMS plugin by Automattic, the makers of WooCommerce and Jetpack. Effortlessly create immersive and interactive online courses.

[Get Sensei Today](#)

[Help](#)

*Alt-text: Sensei offers seamless integration with the WordPress environment*

Developed by [Automattic](#), the renowned team behind major platforms like WordPress.com, WooCommerce, and [Jetpack](#), Sensei takes pride in its impeccable integration capabilities. Its fusion with WooCommerce, for instance, allows educators and businesses to monetize their courses effortlessly. Moreover, its compatibility with all WordPress themes and page builders solidifies its versatility.

For those who've established their WordPress journey, [Sensei Pro](#) emerges as the prime choice, boasting a comprehensive suite of features tailored to meet all eLearning requirements. For beginners, [Sensei Bundle](#) serves as a stepping stone into the world of online courses. For the pros or agencies catering to multiple clients, Sensei Agency(similar to Sensei Pro)extends its license to 20 sites, which is the go-to package.



Products ▾ Features ▾ Resources ▾ Pricing

My Account

Get Sensei



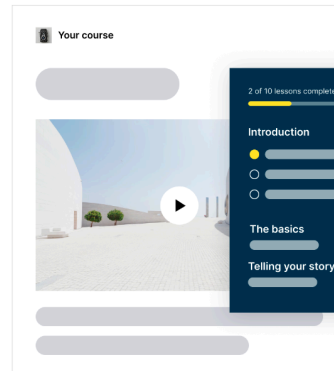
## Create Better Courses With Sensei Pro

Easily build and sell best-in-class courses. Sensei Pro is a plugin from Automattic, the same people behind WordPress.com, WooCommerce, and Jetpack.

- ✓ WooCommerce integration
- ✓ Groups & cohorts
- ✓ Schedule and 'drip' lessons
- ✓ Co-teachers
- ✓ Advanced quiz features
- ✓ Restrict access to content
- ✓ Interactive videos
- ✓ Expert and friendly support
- ✓ Flashcards and image hotspots
- ✓ 14-day refund guarantee

Get Sensei Pro

[» Compare Sensei Free vs. Pro](#)



Help

*Alt-Text: Sensei Pro has a comprehensive suite of features tailored to eLearning requirements*

### Features:

- **WooCommerce integration:** Leverage the power of [WooCommerce integration](#) to convert your courses into revenue streams. Sensei LMS smoothly integrates with WooCommerce, enabling course sales, payment gateway usage, and offering discounts, subscriptions, and bundles for added learner value.



Products ▾ Features ▾ Resources ▾ Pricing

My Account

Get Sensei




## Sensei Pro + WooCommerce

Sell your courses and transform your passion into a lucrative business.

- ✓ 1-click WooCommerce integration
- ✓ Bundle courses and collections
- ✓ Sell worldwide
- ✓ Customize sales checkout
- ✓ Create recurring subscriptions
- ✓ Access detailed reports

Get Sensei Pro (\$179/year)

[See all Sensei Pro Features](#)



*Alt-Text: Sensei LMS smoothly integrates with WooCommerce, enabling course sales*

- **Tutor AI:** Sensei LMS offers [Tutor AI](#), an AI-driven feature that chats with students, offering hints and feedback. As a virtual tutor, it personalizes the learning experience based on the student's understanding and offers real-time guidance.

[Announcement](#)

## Introducing Tutor AI: Real-Time Guidance for Online Learning

Updated on August 3, 2023

[Help](#)

*Alt-Text: Tutor AI, the AI-driven feature offers real-time guidance*

- **Learning mode:** The [learning Mode](#) provides a distraction-free environment by transforming any WordPress theme into a minimalist learning setting, focusing on course content and boosting accessibility for all learners.

[Back To Docs](#)

## Using Distraction Free Learning Mode

Updated on July 18, 2023

Need help?

Paid user: [Create A Ticket](#)

Free user: [Visit Support Forums](#)

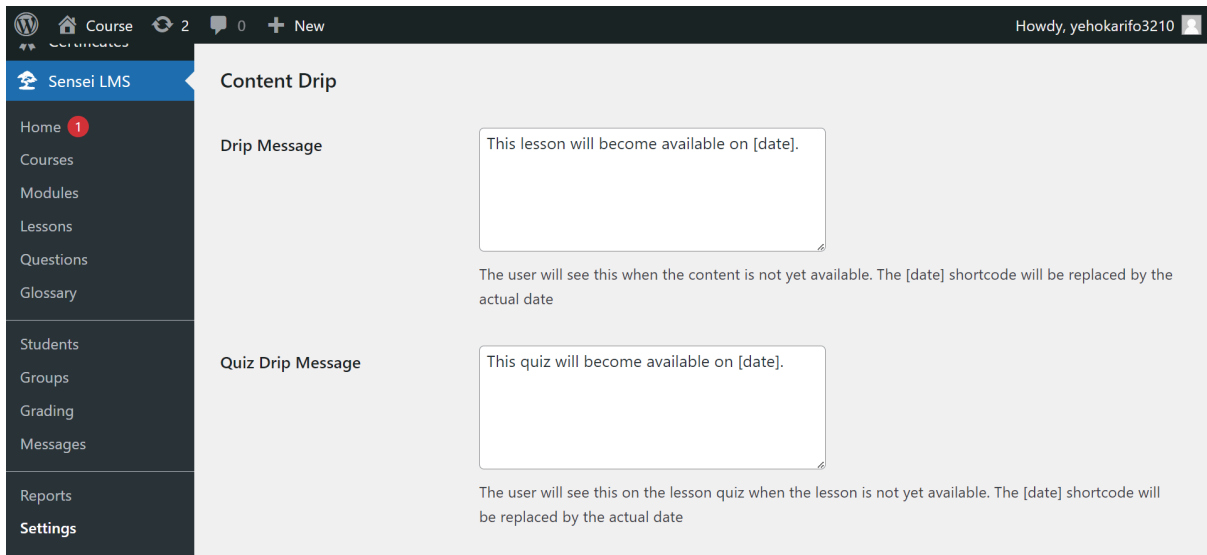
Related Docs

### What's On This Page?

- [Setup](#)
- [Customize](#)
- [Full Site Editing](#)
- [Video Embed Code and Featured Image](#)
- [Comments](#)

*Alt-Text: Sensei LMS's learning Mode provides a distraction-free environment*

- **Drip content:** Sensei LMS lets you schedule courses and gradually release lessons based on set dates or intervals, allowing you to manage the course pace and keep learners engaged without overwhelming them.



*Alt-Text: Content Drip lets you schedule courses and gradually release lessons based on set dates or intervals*

- **Interactive blocks:** It also provides interactive blocks for any WordPress site, enabling engaging content like questions, flashcards, and interactive videos thereby enhancing learning and retention. [Sensei interactive blocks](#) also work on any page or post without requiring Sensei LMS courses.

The screenshot shows the 'Interactive Blocks' page on the Sensei website. At the top is the Sensei logo and navigation links: Products, Features, Resources, Pricing, My Account, and a 'Get Sensei' button. The main heading is 'Interactive Blocks', followed by the subtext 'Add engaging content to lessons, blog posts, sales pages, and more.' Below this is a list of block types:

- Quiz Questions
- Tutor AI
- Flashcards
- Image Hotspots
- Interactive Videos
- Accordions
- Tasklists

Below the list is a green button that says 'Get Sensei Interactive Blocks (\$60 per year)'. Underneath that, a link reads '>> Or included in Sensei Pro (\$179 per year)'. To the right of the text is a collage of four images showing examples of interactive blocks: a list of items with checkboxes, a video player with a quiz overlay, a set of flashcards, and a grid of images with hotspots.

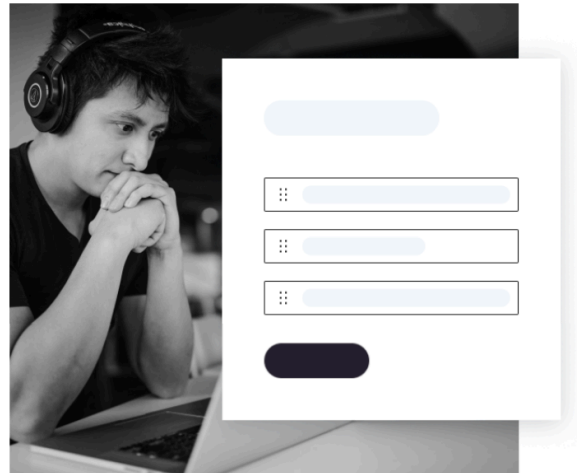
*Alt-Text: Interactive Blocks enable engaging content and enhance learning & retention*

- **Advanced quiz mechanics:** Sensei LMS offers an [easy-to-use quiz builder](#) with advanced quiz capabilities, including timers, varied question types (e.g., multiple choice, file upload), and grading options. These features can be added to any WordPress content, ensuring diverse and effective learner assessments.

## Quizzes & Assessments

Make assessments and certification testing a breeze with our easy-to-use quiz builder.

- ✓ **New! Auto-quiz AI**
- ✓ 7 question types
- ✓ Automated feedback
- ✓ Self-grading
- ✓ Allow repeat attempts
- ✓ Question banks
- ✓ Quiz timers

[Get Sensei Pro \(\\$179/year\)](#)
[See all Sensei Pro Features](#)


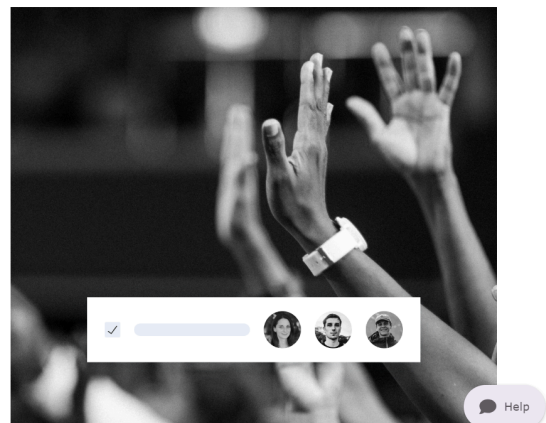
*Alt-Text: The easy-to-use Quiz Builder ensures diverse and effective learner assessments*

- **Group learning:** It facilitates [group learning](#), letting group learners share courses, progress, and achievements. Group leaders can manage members, view grades, and communicate. It's perfect for corporate training, educational institutions, or collaborative learning scenarios.

## Groups & Cohorts

Create personalized learning experiences and manage your students across your online courses.

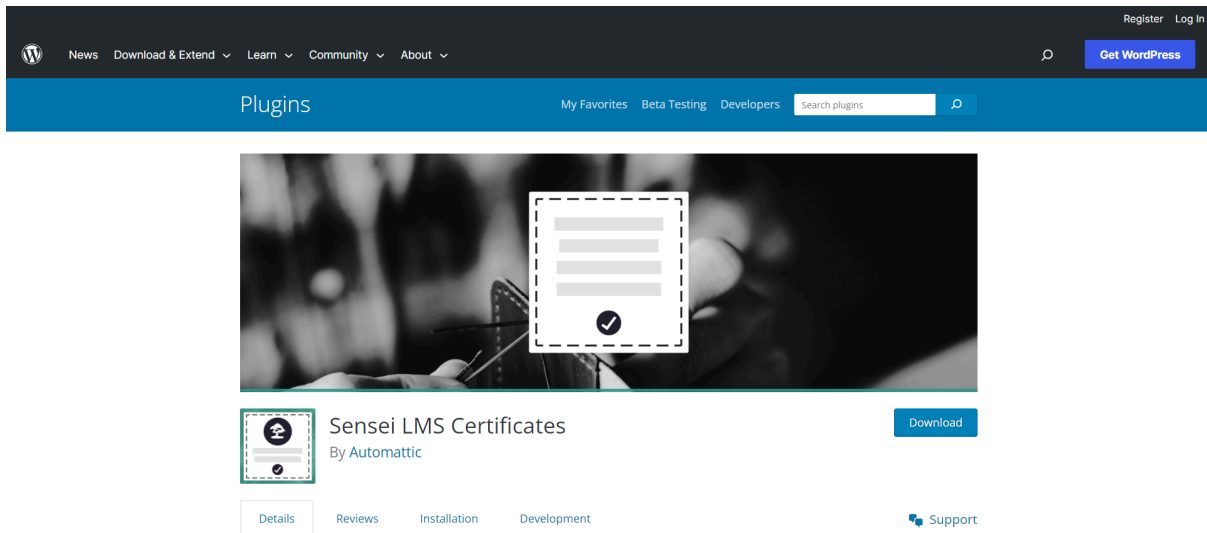
- ✓ Create Unlimited Groups
- ✓ Auto-enroll In Groups
- ✓ Set Access Periods
- ✓ WooCommerce Integration
- ✓ Custom Content
- ✓ Reports & Analytics

[Get Sensei Pro \(\\$179/year\)](#)
[See all Sensei Pro Features](#)


*Alt-Text: The Group Learning feature is perfect for collaborative learning scenarios*

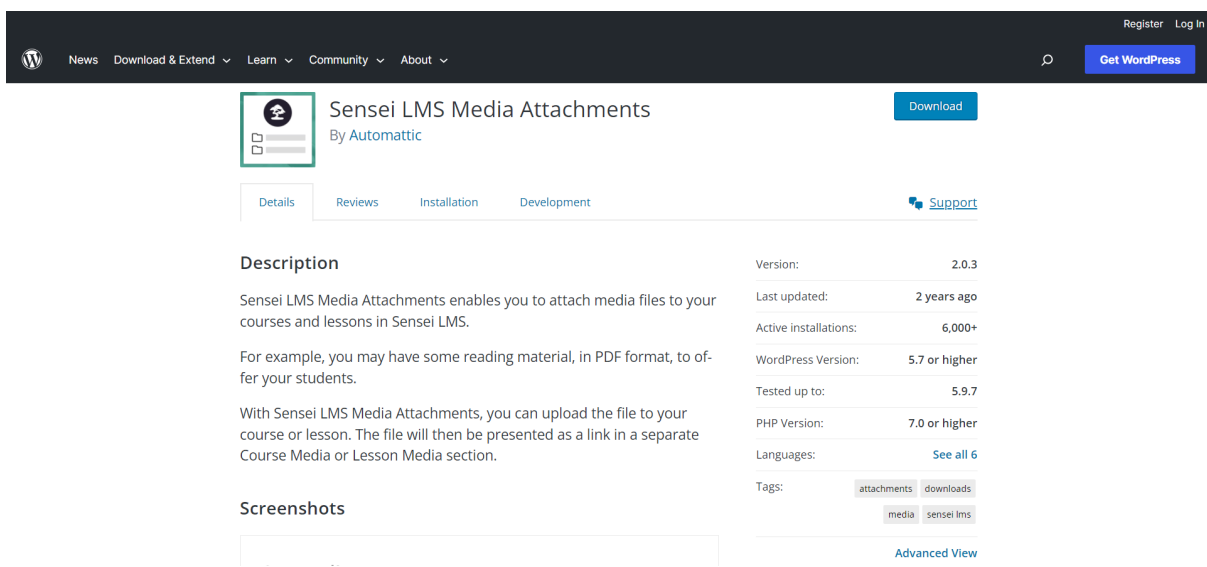
- **Course expiration and restricted access to content:** Sensei LMS allows course expiration settings and content access restrictions. Determine how long learners can access courses post-enrollment or completion, and limit content by roles, memberships, prerequisites, or passwords, ensuring content protection and authorized access.
- **Certificate creator:** It features a certificate creator, enabling customized certificates for course completers. Utilize templates, fonts, and images to design certificates, then preview and download certificates before issuing them to your learners.





*Alt-Text: The certificate creator enables customized certificates for course completers*

- **Media attachments:** Sensei LMS supports adding diverse media attachments to courses and lessons, from images to documents. These enhance course content, offer additional resources, and enable portfolio-based courses where learners showcase their work as learning proof.



*Alt-Text: Sensei LMS supports adding diverse media attachments to courses and lessons.*

- **Co-teachers:** Co-teachers can modify content, track learner progress, grade quizzes, and interact with learners. Ideal for team teaching, guest lectures, or assistants.
- **Direct messaging:** Sensei LMS features direct messaging, allowing communication with individuals or groups of learners from the course dashboard or learner profiles. Receive and respond to messages within WordPress or via email, facilitating feedback and learner support.

#### Pros:

- **Seamless WordPress and WooCommerce integrations:** Thanks to its roots, Sensei's integration with WordPress & WooCommerce is unparalleled.



- **User-centricity:** Sensei embraces the WordPress way, nullifying steep learning curves.
- **Optimum value:** With a suite of essential tools under Sensei Pro, it offers unmatched value for your investment.
- **Backward compatibility:** Being part of the Automattic umbrella ensures it supports older site versions.
- **Sensei Blocks:** Sensei offers a unique, low-cost Sensei Blocks plan, which unlocks the use of interactive blocks without the need for Sensei LMS.

#### Cons:

Sensei does miss out on a few traditional educational tools, such as live blackboards. However, if your primary focus revolves around online courses, Sensei shines brilliantly.

#### Pricing:

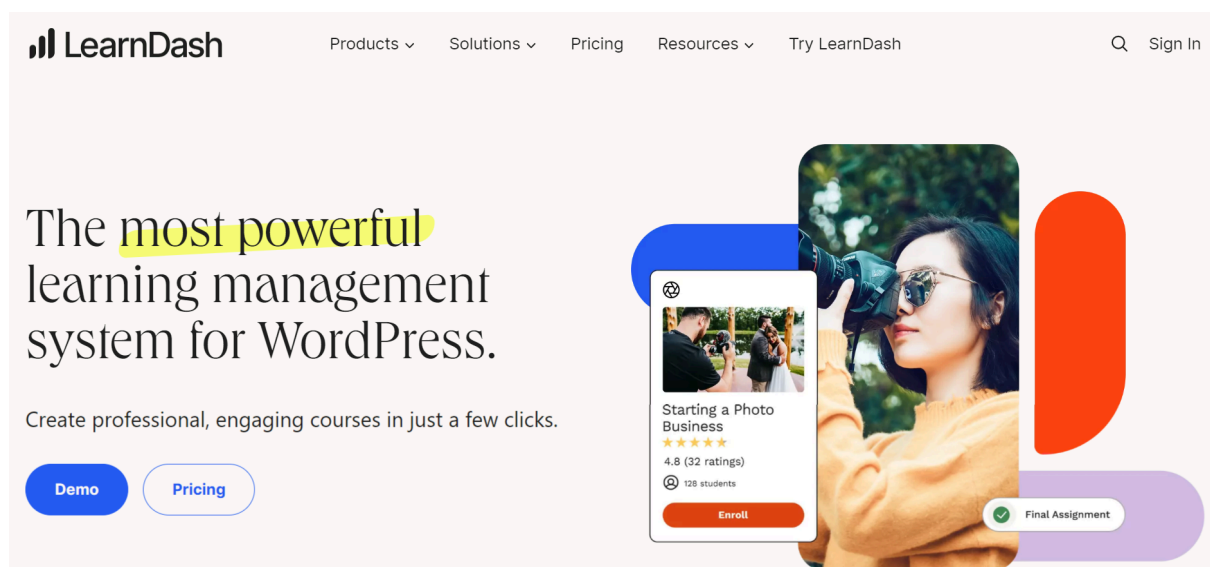
Sensei Pro is available at \$179 annually for a single site and for those eyeing multiple sites, \$360 covers up to 20 sites for a year. For a comprehensive experience, Sensei Bundle comes at \$399 annually per site.

#### Ideal for:

Entrepreneurs, educators, and businesses eager to build world-class courses, coupled with effortless creation and monetization mechanisms.

## 2. LearnDash

[LearnDash](#) excels in the LMS realm, boasting numerous third-party extensions that enhance its capabilities. Its comprehensive range of features offers unparalleled flexibility but may pose challenges for beginners. With support from over 100 third-party developers, it's highly adaptable. Additionally, LearnDash integrates well with modern WordPress themes and popular builders like [Elementor](#) and [Divi](#).



*Alt-Text: LearnDash is a powerhouse of functionalities, but has a steeper learning curve*

#### Features:

- **Focus mode:** Enables learners to immerse fully into their coursework without distractions.

- **Required content:** Ensures students complete mandatory modules before progressing.
- **Automated notifications:** Keeps students informed and engaged with timely alerts.
- **Badges and certificates:** Recognize and reward learning milestones.
- **Frontend drag-and-drop course builder:** Simplifies the course creation process.
- **Advanced quiz mechanics:** From diverse question types to custom messages, quizzes can be tailored to specific needs.
- **Drip content:** Regulate the pace at which content is made available to learners.
- **Dynamic content delivery:** Adapt course content based on individual learner behaviors.
- **Multiple payment options:** Supports one-time payments, subscriptions, and memberships.
- **Payment gateways:** Ensures smooth financial transactions.

#### Pros:

- **Versatility:** With a range of extensions and add-ons, LearnDash stands out for its unparalleled functionality.
- **Fast course creation:** Despite its initial complexity, mastering LearnDash results in rapid course development.

#### Cons:

- **Pricey:** Its exhaustive feature set comes with a higher price tag, and optional add-ons can further stretch the budget.
- **Intricate set-up:** A first-time user may find navigating through LearnDash's vast features daunting.
- **Reliance on third-party add-ons:** Depending on external tools for selling courses might pose risks concerning their longevity and stability.

#### Pricing:

Starting at \$199 annually for a single site, LearnDash's pricing extends to \$399 for 10 sites and \$799 for an unlimited number. Additional add-ons begin at \$49 annually per site.

#### Ideal for:

Tech-savvy users or businesses desiring a platform with deep customization options and a breadth of functionalities.

### 3. LearnPress

Developed by ThimPress, [LearnPress](#) has emerged as a preferred WordPress LMS plugin for educators keen on transitioning their conventional lessons to the digital realm. While it serves traditional educators effectively, LearnPress hasn't shied away from equipping course creators with monetization capabilities.

# LearnPress

Learn, Tech and Share

Active Installations: 219,540+

PRO BUNDLE

DOWNLOAD NOW



*Alt-Text: LearnPress resonates with traditional educators aspiring to go digital*

## Features:

- **Frontend drag-and-drop course builder:** Simplifies course creation with an intuitive interface.
- **WooCommerce integration:** Seamlessly merge e-commerce capabilities to monetize courses.
- **Certificate creator:** Issue certificates to learners upon course completion.
- **Assignments:** Facilitates the creation of tasks or essay-type assignments for learners to complete and submit.
- **Drip content:** Control content access based on student progress or set duration.
- **Live courses:** Offer real-time courses for synchronous learning.
- **Quiz features:** Enhance the learning experience with quizzes.

## Pros:

- **Swift setup:** Launching with LearnPress is quick and straightforward, although integrating multiple add-ons might extend setup time.
- **User-friendly interface:** As long as you're familiar with WordPress, designing courses on LearnPress is a breeze.

## Cons:

- **Pricing concerns:** The LearnPress PRO Bundle is the most expensive option on this list.
- **Complex pricing structure:** Multiple premium add-ons, essential for specific features, complicate the pricing landscape.
- **Dependency on third-party plugins:** To optimize LearnPress, users might need several plugins, potentially hampering website speed.
- **Limited features:** In comparison to its competitors, LearnPress, even with its premium add-ons, might fall short in terms of functionalities.

## Pricing:

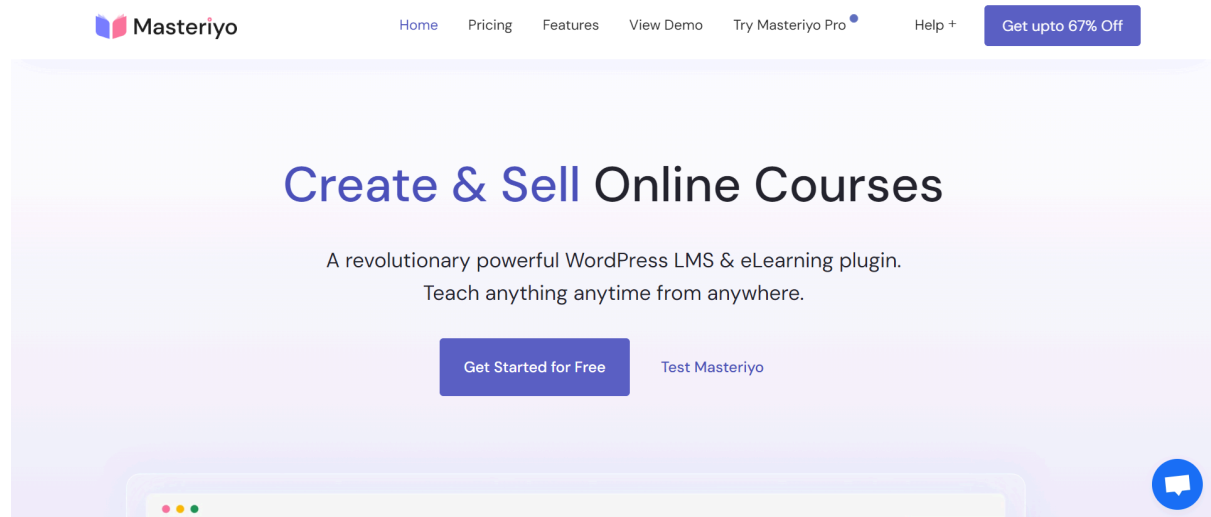
LearnPress offers a Semi-Pro Bundle at \$210 per site, inclusive of a year's support. Those seeking more can opt for the Pro Bundle, priced at \$299 for a single site, encompassing 12 months of support. For individual add-ons, prices oscillate between \$19 and \$49.

## Best suited for:

Traditional educators eager to create basic online lessons without diving deep into intricate functionalities.

#### 4. Masteriyo

Entering the LMS scene in 2022, [Masteriyo](#) is a budding WordPress LMS plugin crafted with a distinct emphasis on user-friendliness. Built to ensure rapidity for both course creators and students, Masteriyo aims to simplify the digital education journey.



*Alt-Text: Masteriyo offers a streamlined and intuitive user experience*

#### Features:

- **Frontend drag-and-drop course builder:** A straightforward interface to curate and modify courses.
- **Review system:** Enables learners to leave reviews and rate courses, enhancing trust and credibility.
- **Distraction-free learning:** Ensures learners remain focused on course content.
- **Advanced quiz features:** Incorporates diverse question types and a scoring system to evaluate students.
- **Certificate builder:** Reward successful learners with customized certificates.
- **Multiple instructors:** Facilitate team teaching with provisions for multiple course creators.
- **Media attachments:** Enhance content richness with multimedia support.
- **Course FAQs:** Address common queries to smoothen the learning process.
- **WooCommerce integration:** Integrate e-commerce capabilities seamlessly.

#### Pros:

- **Rapid setup:** Thanks to the intuitive setup wizard, users can kickstart their Masteriyo journey in mere minutes.
- **User-friendly:** Crafting courses in Masteriyo is fuss-free, especially for those acquainted with WordPress.
- **Affordability:** Masteriyo stands out with its competitive pricing, especially when considering licenses for unlimited sites.

#### Cons:

- **Limited features:** When juxtaposed with its competitors, Masteriyo's feature list might seem a tad short.

### Pricing:

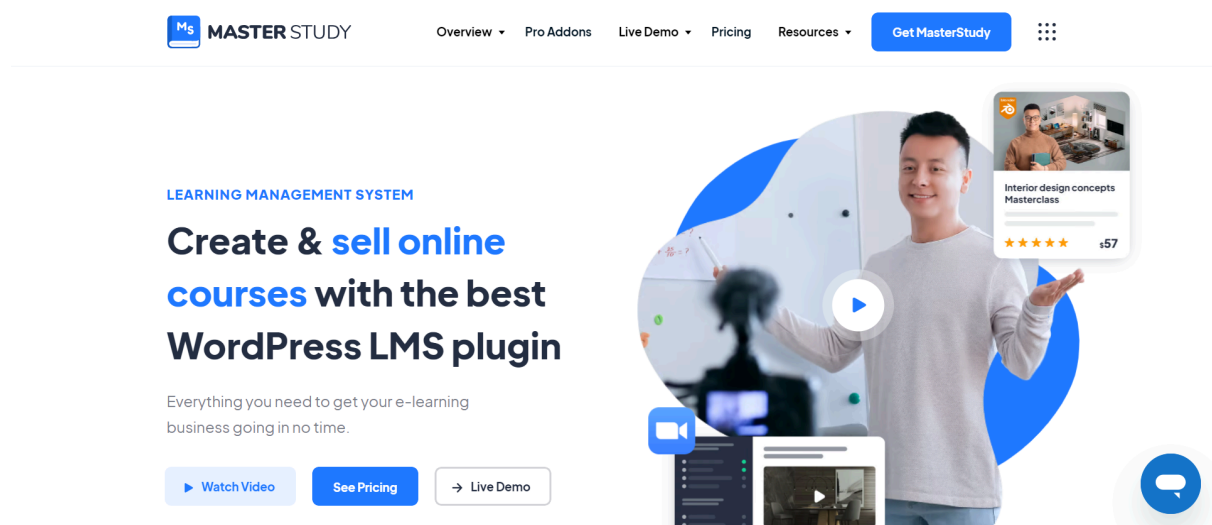
Opt for a singular site license at \$149 annually or avail of unlimited site access for \$299 per annum.

### Best suited for:

Budget-conscious users aiming for a no-frills approach to digital course creation.

## 5. MasterStudy LMS

[MasterStudy LMS](#), with its numerous features and customization possibilities, offers users the flexibility to create a learning platform that resonates with their website's aesthetics and functionality.



*Alt-Text: MaterStudy LMS is known for its extensive customization capabilities*

### Features:

- **Frontend drag-and-drop course builder:** Simplified course creation with an intuitive drag-and-drop interface.
- **Quiz builder:** Craft diverse quizzes to engage and assess learners.
- **Progress bar:** Helps learners gauge their progression through a course.
- **Question and answer system:** A platform for interactive learning through active questioning.
- **In-built order system:** Streamlines the course selling process and payment acceptance.
- **WooCommerce integration:** Seamless e-commerce capabilities for course monetization.
- **Drip content:** Schedule and stagger course content release for a curated learning experience.
- **Points system:** Gamify the learning process to enhance student engagement.
- **Live streaming:** Offer real-time lessons and interactions.

### Pros:

- **Affordability:** Amongst its peers, MasterStudy LMS emerges as one of the most budget-friendly options.
- **Frontend course builder:** Users can design their courses with a live preview, ensuring alignment with their desired look and feel.

#### Cons:

- **Restricted add-ons:** The availability of third-party extensions is limited compared to other market players.
- **Lack of Gutenberg integration:** Despite supporting certain page builder plugins, MasterStudy LMS misses out on integration with WordPress's native block editor.

#### Pricing:

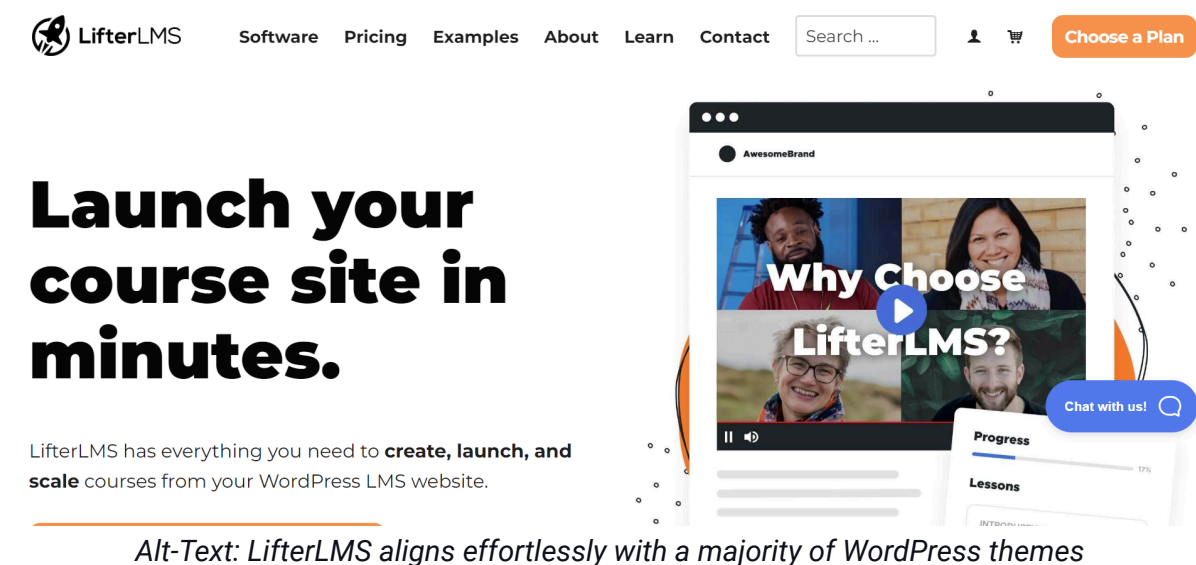
Opt for a license for a single site at \$155 annually, \$199 for five sites, or go unlimited at \$399 per year.

#### Best suited for:

Users who prioritize visual coherence between their learning platform and their brand aesthetics.

## 6. LifterLMS

[LifterLMS](#) stands out as a WordPress LMS plugin that boasts an extensive collection of in-house extensions. With compatibility for most WordPress themes and renowned page builders such as [Elementor](#) and [Divi](#), LifterLMS ensures seamless integration with the WordPress ecosystem. Additionally, its compatibility with WordPress blocks and various popular plugins makes it a versatile choice, facilitating effortless connection between your website and other applications.



The screenshot shows the LifterLMS website header with navigation links: LifterLMS, Software, Pricing, Examples, About, Learn, Contact, a search bar, and a 'Choose a Plan' button. The main content area features a large video player with the text 'Why Choose LifterLMS?' overlaid on a collage of four people's faces. Below the video, there's a 'Progress' bar showing 17% completion and a 'Lessons' section. A blue 'Chat with us!' button is positioned to the right of the video player.

**Launch your course site in minutes.**

LifterLMS has everything you need to **create, launch, and scale** courses from your WordPress LMS website.

*Alt-Text: LifterLMS aligns effortlessly with a majority of WordPress themes*

#### Features:

- **Frontend drag-and-drop course builder:** Simplify course creation with an intuitive builder.
- **Drip content:** Schedule the release of course content over time.
- **Quizzes:** Engage learners and test their knowledge.
- **Course progress tracking:** Empower students to track their learning journey.
- **Focus mode:** Offer a distraction-free learning environment.
- **Badges and achievements:** Gamify the learning process, motivating learners.
- **WooCommerce integration:** Enhance e-commerce functionalities for course selling.

#### Pros:

- **Comprehensive functionality:** With its rich library of extensions, LifterLMS ensures feature-packed course creation.
- **Direct extensions:** Unlike reliance on third-party add-ons, LifterLMS provides its extensions directly, ensuring quality and consistency.

**Cons:**

- **Pricing concerns:** The basic pricing of LifterLMS can be on the higher side, and the inclusion of add-ons further increases the costs.
- **Initial complexity:** For novices, navigating through the plethora of features in LifterLMS can be a daunting task.

**Pricing:**

Select from a range of pricing options: \$199 annually for a single site, \$360 for five sites, or the unlimited package at \$1200 per year.

**Best suited for:**

Tech-savvy individuals in pursuit of a holistic and feature-rich LMS experience.

## 7. Tutor LMS

A blend of simplicity and aesthetics, [Tutor LMS](#) differentiates itself by providing a platform that emphasizes visual appeal. This WordPress LMS plugin caters to creators who desire a combination of functional capabilities with a strong design element.



*Alt-Text: Tutor LMS provides a platform that emphasizes visual appeal*

**Features:**

- **Frontend drag-and-drop course builder:** Offers a hands-on approach to course creation, allowing for real-time visual feedback.
- **Quizzes:** Enhanced with timers and attempt limitations for an efficient assessment process.
- **Monetization settings:** Facilitates direct monetization capabilities.
- **Widget:** Custom widgets for enhanced usability.
- **Divi integration:** Seamless compatibility with the Divi theme.
- **WooCommerce integration:** Connects courses to e-commerce for efficient selling.
- **Add-ons:** Diverse extensions like certificates, email notifications, shopping carts, and more for enriched functionality.



**Pros:**

- **User-friendly interface:** Recent iterations of Tutor LMS have been optimized for a smoother user experience.
- **High-quality design:** Courses built using Tutor LMS stand out due to their modern and polished aesthetics.
- **Frontend course builder:** Allows users to craft courses with a live preview, enhancing course design.

**Cons:**

- **Premium pricing:** Tutor LMS can be relatively more expensive than some of its competitors.
- **Feature limitations:** Compared to some alternatives, Tutor LMS may fall short on the breadth of advanced functionalities.

**Pricing:**

Choose from diverse pricing tiers: \$199 annually for a single site, \$399 for 10 sites, and \$799 for an unlimited number of sites.

**Best suited for:**

Course creators who prioritize the visual design and aesthetics of their courses while ensuring functionality.

## Create best-in-class courses with Sensei Pro

Building online courses has never been more accessible, especially with an extensive range of remarkable plugins tailored to various needs. Each one has its unique offerings, but finding the right one can make all the difference in crafting a compelling learning experience.

Among the top contenders, Sensei Pro emerges as the standout choice. Its seamless integration with WordPress and WooCommerce sets it apart, ensuring that course creators are not just teaching, but also efficiently monetizing their expertise. With unparalleled value for money and a native WordPress experience, Sensei Pro promises a smooth and rewarding course creation journey.

Ready to elevate your online teaching game? Dive into the details from our [Sensei Pro Pricing Page](#) and get started with Sensei Pro today!

---