

Malvern
Garden Buildings



our story

At Malvern Garden Buildings,
we're **inspired** by nature,
led by **experience** and driven
by **passion** to create your
perfect garden room.




No substitute for experience

Back in 1974 a man called Doug Pound started making humble garden sheds in a workshop in Bewdley.

Doug's business grew and grew until eventually he was one of WH Palmer Timber's biggest customers.

A sawmill dealing in homegrown premium timber since 1916, it's fair to say the Palmer family knew a thing or two about timber.

Seeing the opportunity, sawmill owner Bill Palmer asked Doug to give him first refusal if he ever thought of retiring. When that day came and Doug hung up his saw for the last time, Bill took over the shed business and it's been part of the family ever since.



For pride, passion and constant innovation.




Today the factory occupies a 3.6-acre site and employs 150 people, including a team of experienced installers. What's more, all the doors and windows are made in the state-of-the-art 5,000 square feet joinery shop. Doug would have been proud!

Ten years ago, the factory started working with Malvern Garden Buildings. This unique business partnership combines unrivalled experience in manufacturing with a dedicated team of garden building experts to seamlessly guide you through designing and installing your perfect outdoor room.



Breaking new ground



We offer the most extensive choice of garden buildings made-to-order in Britain.

From practical log stores to imposing cedar garden rooms, we have a garden building to exceed your expectations.

Our garden retreats break new ground.




Long before man caves went mainstream,
our ultimate man's shed **raised more than a
few eyebrows** at the Glee trade show in the 90s

...and when we started to **paint our garden
buildings** our competitors thought we'd
entirely **taken leave of our senses**.





**We've never been afraid
to blaze a trail when it
comes to innovating
products to respond to a
need or tap into a trend.**



That's why we're the only garden building company to have developed a collection of garden retreats with the Royal Botanic Gardens, Kew, and RHS Chelsea Flower Show look to us to provide the garden studios for the Plateau in Ranelagh Gardens every year.






a premium range
of garden buildings,
designed for outdoor
living, working
& relaxing.



Exceptional attention to detail



We pride ourselves on the quality of finish of all our garden buildings.



Each painted garden room is touched by no less than 35 pairs of hands before it reaches your garden.

The tip of each piece of cladding is meticulously painted by hand before being assembled to ensure your outdoor room has a consistent colour and allows for any natural movement.

Also, every nail hole and join are painstakingly filled and sanded twice before being given an undercoat and several coats of paint.






Each painted garden room is touched
by no less than **35 pairs of skilful hands**
before it reaches your garden.



We use only the highest quality materials from sustainable sources.

Our garden office collection is made from the finest quality kiln dried Canadian Western Red cedar available.

This material has a stunning appearance with outstanding properties. Milled from fine-grained Western Red Cedar heartwood giving a beautifully flawless finish to the cedar cladding which is resistant to warping.



Value of good design



Forty-five years of passion, pride and constant innovation have refined our collection of garden buildings.



We know what a positive impact well designed spaces can have on quality of life.

As lines become more blurred between indoor and outdoor living, we've developed features that make spending time in your outdoor room a joy filled experience all year round.

All our garden office range are fully lined and insulated and come with full double glazing as standard.





**We invite you to discover
the wealth of experience
available to you at
our showsites.**

Our intuitive sales consultants expertly guide and advise you to create your perfect garden room.

The outdoor buildings on display are only a guide to what we can create. Please share your dreams, ideas and plans with us. We love a challenge!





We know what a
positive impact
well designed spaces
can have on **quality of life.**







Malvern
Garden Buildings

www.malverngardenbuildings.co.uk