

# Let's Hang!

ART CAN HELP A SPACE TELL YOUR STORY. LEARN HOW TO BUY IT, WHERE TO FIND IT, AND HOW TO ARRANGE IT FOR A ROOM THAT PERFECTLY REFLECTS YOU AND YOUR FAMILY.

By LESLIE CORONA & STEPHANIE SISCO

Photographs by BRYAN GARDNER

Artwork brings so much good energy to a room. But getting from a blank wall to that happy place can feel daunting—even for the most confident DIYer. (If you've ever left a frame leaning against a wall in the den, you're not alone!) Whether you want to curate a mix that encapsulates your family's style or you're an avid collector who simply needs a nudge to finally populate that big bare wall, here's a guide through the process.




## LEAN IT ON A LEDGE

If you have ever-changing tastes and an always-expanding collection, a shallow shelf lets you rearrange your display on a whim (without leaving holes in the wall).

**TO BUY:** *Gold Rising II* Wall Art by Bobby Berk (far left), from \$424; [luluandgeorgia.com](http://luluandgeorgia.com). Holman Ledges in Seadrift, from \$69; [potterybarn.com](http://potterybarn.com). (Top ledge, from left) *Confetti II* Print, \$40; [juniperprintshop.com](http://juniperprintshop.com). Nielsen Alpha Brushed Bronze Aluminum Matted Frame, \$75; [michaels.com](http://michaels.com). *La Poste* by Lulu and Isabel, \$48; [minted.com](http://minted.com). *In Bloom* by Sylvia Takken, \$102; [artfullywalls.com](http://artfullywalls.com). (Bottom ledge, from left) *Line Rainbow* Print, \$15 (digital download); [bffprintshop.com](http://bffprintshop.com). *Gather* Print, \$20 (digital download); [juniperprintshop.com](http://juniperprintshop.com). White Belmont Frame with Mat by Studio Décor, \$17; [michaels.com](http://michaels.com). *Fine Feathered I* by Debra Pruskowski, \$89; [minted.com](http://minted.com). *Peep Hole* by Polly Mann, \$102; [artfullywalls.com](http://artfullywalls.com). *Blobby Calm* by Svitlana Martynjuk, \$254; [minted.com](http://minted.com). Project 62 Esters Wood Arm Chair (left), \$300; [target.com](http://target.com). Carson Carrington Yppersbyn Upholstered Velvet Accent Chair in Linen, \$323; [overstock.com](http://overstock.com).



We want to see how you display art and personal mementos. Post a photo of your arrangement on Instagram using #realsimplememories and it could appear in an upcoming issue.



also works  
clearly con  
areas, like t  
of a powd

In high-traffic areas like the

# STOCK A STAIRCASE

**An assortment of large posters and smaller prints brings color and personality to a staircase wall. Stagger the frames parallel to the steps, and use the railing as a guide for the lower edge of the arrangement.**

**As you gather a collection, consider this advice from a few professionals.**

## BUYING

**Art should complement, not compete with, your room's focal point. Look at your rug, for example. If it has a busy pattern, stick with one large piece instead of a gallery wall.**

**Incorporating sentimental ephemera (like cherished kids' drawings or ticket stubs) instantly brings character to a collection. In your display, aim to have one out of every five pieces feel homemade or autobiographical.**

If you like the look of paintings but are on a print budget, search for words like “giclée” or “artist enhanced” in the description. These techniques give a suggestion of brushstrokes.

## FRAMING

Frames can get expensive (especially custom ones), but they're worth the investment because quality options elevate the look of the entire room and last longer than bargain versions.

Aside from your local framer, the pros also recommend Framebridge, Michaels, and Simply Framed for custom jobs.

If you plan to hang something across from a window, consider matte paper without glass or a canvas print to prevent glare. Alternatively, museum glass is relatively glare-free.

## HANGING

Even the pros can have a hard time getting different frames to line up evenly. That's why they swear by this trick: Stick painter's tape across the back of the frame and mark or poke a hole where the hook or nail should go. Then transfer the tape to the wall and attach the hardware in the right spot on your first try.


**If there's an architectural element in your space (like a fireplace), display one large piece of artwork above it and hang a gallery-style arrangement on the opposite wall.**

**TO BUY:** (Top row, from left) Lawrence Slater Peace Art Print, \$49; [urbanoutfitters.com](http://urbanoutfitters.com). *Wow, That Is Bright!* by Lisa Travis, \$147; [minted.com](http://minted.com). (Second row) *A Splash of Magique* by Milou Neelen, \$252; [artfullywalls.com](http://artfullywalls.com). *Keep Going 1* by Jessica Poundstone, \$178; [artfullywalls.com](http://artfullywalls.com). *Red Sun* by Jennifer Morehead, \$31; [minted.com](http://minted.com). *Einstein* by Kate Gattety, \$124; [artfullywalls.com](http://artfullywalls.com). (Third row) Fine Art Print, Abstract, from \$48; [joreyhurley.etsy.com](http://joreyhurley.etsy.com). *The Wild Ones* by Ophelia Pang, \$124; [artfullywalls.com](http://artfullywalls.com). *Fox Trot* by Holly Royval, \$44; [minted.com](http://minted.com). *Roses Are Red* by Mark & Suumin-Fox & Velvet, \$130; [artfullywalls.com](http://artfullywalls.com). (Bottom row) *Ok, Now Ladies V1*, \$45; [chasingpaper.com](http://chasingpaper.com). Custom Home Portrait, from \$90; [alenabergerart.etsy.com](http://alenabergerart.etsy.com). White Belmont Frame with Mat by Studio Décor, \$12; [michaels.com](http://michaels.com).



## ECLECTIC ARRANGEMENT

The secret to a cohesive gallery wall is patience—and a strong focal point. Start by hanging an anchor piece and build out from there over time. Aim to have at least one unifying principle (color scheme, frame material, art style) among everything you hang.



Test out your arrangement with kraft paper and painter's tape.

**TO BUY:** (Opposite page, clockwise from top left) *Orange Tree* by Rachel Roe, \$198; minted.com. *Girl Reading*, \$15 (digital download); bffprintshop.com. Gold Pompeii Frame, \$33; michaels.com. *City of Paris* Canvas, \$249; potterybarn.com. Light Rods LED Art Sconce, \$179; westelm.com. *Golden Girl* Print, \$110; teilduncan.com. Float Frame by Studio Decor, \$40; michaels.com. *Flowers in a Glass Bowl* by Rachel Ruysch, \$260; 20x200.com. Black Thin Float Frame, \$18; michaels.com. *Ship at Sea* Vintage Art, \$325; brookeandlou.com. *Plate 431: American Flamingo* by John James Audubon, \$250; 20x200.com. *Formulations 11* in vintage frame, \$350; skleinstudio.com for info. *Vintage Astronomical*, from \$99; potterybarn.com. Paint: Revere Pewter (HC-172) in Regal Select, from \$59 per gallon; benjaminmoore.com for info.

### Art Appreciation

If you'd like to start a collection beyond family photos and kids' art, check out these sellers.

**ETSY.COM:** Consider this your go-to for options in a variety of styles and price points. You can even request customized pieces from the many talented artists.

**20X200.COM:** The affordable, limited-edition artworks mean you likely won't find the same piece hanging above your best friend's sofa.

**JUNIPERPRINTSHOP.COM AND BFFPRINTSHOP.COM:** These sites offer art on demand—they'll email you a digital file to print at home in whatever size you like. Plus, they curate a relatively small collection of art, which is great if you find yourself easily overwhelmed by endless options.

**MINTED.COM:** With thousands of fine-art prints, starting at \$31, this site lets you pick from multiple sizes, frame styles, glass types, and matting to personalize your selection.

**THRIFT STORES AND FLEA MARKETS:** The beauty of shopping secondhand is twofold—you'll find one-of-a-kind pieces to make your home feel extra special *and* you're upcycling.



Shine a light on a favorite or meaningful piece with a library-style sconce.

Add curved elements and sculptural objects to give the assortment dimension.

When thrifting, search for high-quality frames. If the art was special enough for someone to frame nicely, it's worth a careful look.



A gridded layout fills a wall without appearing too busy.

To unify your collection, convert photos to black and white and use identical frames.

If you're placing art over a piece of furniture—be it a sofa or sideboard—the arrangement should span two-thirds its width, with the lowest frame edge at least four inches above it.

## GRID OF FAMILY PHOTOS

Give meaningful pictures (and people!) a special spot in your home within a clean-lined arrangement.

A grouping of smaller pieces creates an intimate collection that invites guests to come in for a closer peek.

### OUR EXPERTS

**BOBBY BERK**, INTERIOR DESIGNER AND STAR OF NETFLIX'S *QUEER EYE*

**BARRETT BRYNESTAD**, DESIGN DIRECTOR AT ARTIFACT UPRISING

**DAYNA ISOM JOHNSON**, ETSY'S TREND EXPERT AND JUDGE ON NBC'S *MAKING IT*

**JENNY KOMENDA**, INTERIOR DESIGNER AND FOUNDER OF JUNIPER STUDIO

**SHEA MCGEE**, INTERIOR DESIGNER AND FOUNDER OF STUDIO MCGEE

**MARIAM NAFICY**, CEO AND FOUNDER OF MINTED

**LIZA PRUITT**, FOUNDER OF LIZA PRUITT ART COLLECTIVE

**TO BUY:** (Opposite page) Modern Metal Frames in Graphite, from \$69; [artifactuprising.com](https://www.artifactuprising.com). HomeGoods Cane Console, \$499; [homegoods.com](https://www.homegoods.com) for stores.

## Tools of the Trade



### PAINTER'S TAPE

Use it to map out your arrangement before putting a hole in the wall.

**TO BUY:** 3M Safe-Release Multi-Surface Edge-Lock Painters Tape, \$6 for 2; [lowes.com](https://www.lowes.com).



### HARD-WALL HANGER

Perfect for brick or concrete surfaces, this hardware holds up to 25 pounds.


**TO BUY:** OOK 25-lb. Plastic Hard Wall Hangers, \$2.50 for 3; [homedepot.com](https://www.homedepot.com).



### DRYWALL ANCHORS

When you're not drilling into a stud, anchors expand behind the drywall to securely hang heavy frames.

**TO BUY:** Arrow Drywall Drill Bit Screw and Anchor Kit, \$8; [target.com](https://www.target.com).



### LEVEL

Some have a center magnet for hands-free straightening of metal frames.

**TO BUY:** Johnson Level 9-in. Magnetic Torpedo Level, \$11; [lowes.com](https://www.lowes.com).



### STUD FINDER

Hanging heavy pieces from a wooden stud can provide added support.

**TO BUY:** The StudBuddy Magnetic Stud Finder, \$10; [homedepot.com](https://www.homedepot.com).



### DUST OFF

When framing artwork at home, use this to help keep tiny particles from getting caught between the print and the glass.

**TO BUY:** Falcon Dust-Off Air Duster, \$13; [staples.com](https://www.staples.com).



### COMMAND STRIPS

Put these Velcro-style strips on the wall and frame corners to prevent them from shifting.

**TO BUY:** Command Picture Hanging Strips, \$9 for 3; [target.com](https://www.target.com).



### MONKEY HOOK

Push and thread this through drywall to hold up to 50 pounds.

**TO BUY:** Hillman Gorilla Hook Picture Hanger, from \$5 for 2; [acehardware.com](https://www.acehardware.com).