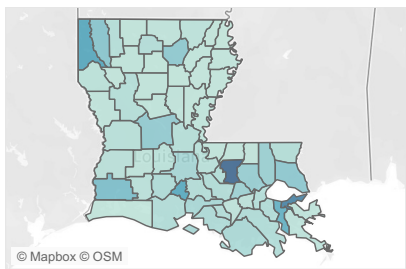


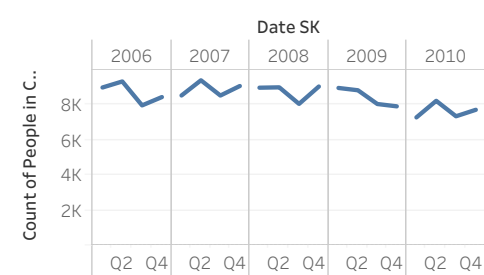
Person Type
All

Year of Date SK
All

Q1



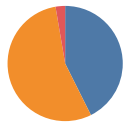
Q2



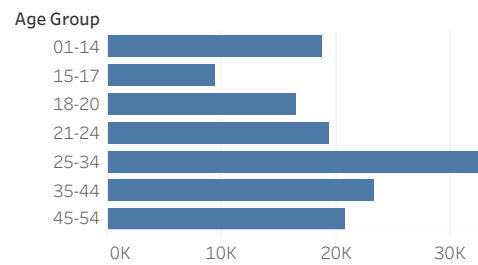
Q3

Injury	
FATAL	4,441
NO APPARENT INJURY	56,577
NOT REPORTED	3,283
POSSIBLE INJURY	30,106
SUSPECTED MINOR INJURY	66,509
SUSPECTED SERIOUS INJURY	8,565

Q4



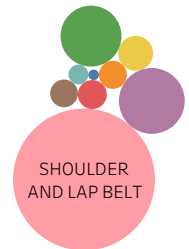
Q5



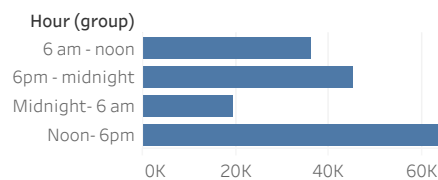
Q6

Highway Type	
CITY/LOCAL ROADS AND STREETS	39,437
INTERSTATE	18,332
OTHER OR NOT STATED	957
PARISH ROAD	20,151
STATE ROAD	58,113
TOLL ROAD	144
US HIGHWAY	32,347

Q7



Q8



Count of People in Crashes

Q10

Most Harmful Event	Count of People in Crashes	% of Total Count in Crashes also
MOTOR VEHICLE IN TRANSPORT	118,004	
NOT REPORTED	10,882	
OVERTURN/ROLLOVER	9,424	
TREE (STANDING)	6,087	
PEDESTRIAN	3,452	
DITCH	2,957	
UTILITY POLE/LIGHT SUPPORT	2,572	
PARKED MOTOR VEHICLE	1,775	
CULVERT	1,693	

Q9

Count of People in Crashes	169,481
Licensed Drivers	14,274,170
PersonsPer100KLD	1,187