

# REAL-LIFE WEDDINGS

BEAUTIFUL DETAILS YOU'LL WANT AS YOUR OWN

BLUSH AND  
GOLD – THE  
ULTIMATE  
ROMANTIC  
PALETTE!

GLAM WINTER  
WEDDING IDEAS  
TO INSPIRE

SUMMER  
IN ITALY:  
THE PERFECT  
RECEPTION  
BACKDROP

A MAGICAL  
MARQUEE

SETTING WITH  
UNIQUE TOUCHES

TWINKLING LIGHTS  
AND PRETTY DECOR  
FOR A GORGEOUS  
SCOTTISH PARTY





IMAGE: ROSS HARVEY PHOTOGRAPHY

# Perfect wedding

This book comes free with *Perfect Wedding* magazine Issue 133/May 2017  
and is published by Immediate Media Company Bristol Limited,  
2nd Floor Tower House, Fairfax Street, Bristol BS1 3BN

**THE TEAM...** Group Editor **Michelle Royle** Group Art Editor **Christianne Raymer** Associate Cover Mount Editor  
**Clemmie Millbank** Associate Art Editors **Esther Curtis & Sarah Malone**



# IT'S ALL ABOUT YOU

Every couple wants a wedding day that not only looks gorgeous, but completely reflects them. This is where our real couples come in! With unique DIY ideas and genius styling inspiration, these lovebirds know how to add that personal touch.

From an autumn-inspired big day in the Scottish Highlands (p17) to a breathtaking 'Italian Chic' wedding in Lake Como (p22), our brides share their top tips, and their contact books too.

Plus our brilliant 'get the look' pages help you to steal their style, while adding a few special touches of your own... enjoy!

*The PW team*

## CONTENTS

- 4 **KATIE & ADAM**  
A beautiful blush and gold wedding day with cute, quirky details
- 11 **HANNAH & RICHARD**  
Fall in love with this pretty marquee wedding with plenty of DIY ideas to steal
- 17 **LOUISE & IAIN**  
This couple embraced their autumnal wedding date with twinkling lights and dramatic florals
- 22 **SARAH & KIERAN**  
Prepare to be wowed by this chic wedding weekend in Lake Como, Italy
- 28 **NICOLA & DANIEL**  
A stunning November wedding with a gorgeous 'botanical glam' theme
- 34 **STOCKISTS**  
Find out where to buy the beautiful featured dresses and W-day details



17

COVER IMAGE: DOTTIE PHOTOGRAPHY



22



11



4



11



4



17





Although Katie and Adam didn't have a specific theme in mind for their wedding day they knew they wanted the overall feel to be pretty and really romantic. "We chose our venue because we wanted somewhere with exclusive-use that had plenty of character, while still being neutral enough to put our own stamp on the day – Stubton Hall fitted the bill perfectly," says Katie. "A big plus for us was the amount of inside space at Stubton. All the reception rooms are beautifully decorated, so we knew that there would be plenty of good photo opportunities regardless of the weather. In the end we were blessed with a hot sunny day but we wanted to prepare for the worst just in case!"

### Setting the style

To set the tone for their pretty theme, Katie enlisted the help of one of her bridesmaids. "All our stationery was designed especially for us by one of my best friends, Amy Bailey. We wanted a romantic yet modern floral theme in blush pinks and gold and Amy captured this perfectly." ➤



THE BRIDAL PARTY ARRIVED IN VINTAGE CARS







MODELS OF KATIE'S CATS APPEARED ON THEIR W-DAY CAKE

## Darling details


To save on wedstress, Adam and Katie enlisted the help of stylists, Save the Date, to bring their big day look together. However, this didn't stop them from creating a few of their own personal touches. "I saw some feather chair backs on Pinterest and decided to give them a go," laughs Katie. "They were a bit of a labour of love, but they looked really good in the end! We sprayed a wooden pallet gold, which I used to display photos of us over the years, along with photos of our parents and grandparents on their wedding days. We also had a cocktail bar in the evening and we chose six of our favourite drinks to serve."



THEY COUPLE HAD AN INTIMATE CHURCH CEREMONY







“MY FAVOURITE  
MOMENT WAS OUR  
CEREMONY. I DON'T  
THINK I'VE EVER  
FELT SO HAPPY!”





THE FLOWER GIRLS EACH CARRIED A SINGLE PINK ROSE



“We also DIY’d the church flowers. Adam’s mum bought us some beautiful pink and cream hydrangeas, my mum gave us some lavender out of her own garden (which smelt incredible) and we used glass bottles to display them. I was really proud of our efforts and it was lovely way to spend a chilled afternoon the day before, with the mums, getting it all ready.”

### Perfect day

All their wedding preparation certainly paid off and the couple were thrilled with how smoothly everything went. “Our day was so relaxed and just how I’d always imagined,” says Katie. “I can remember looking around at all our family and friends, having drinks in the sunshine as our acoustic guitarist played in the background. I was literally pinching myself – I couldn’t believe the day was so perfect.”

KATIE CHOSE HAND-TIED BOUQUETS WITH TRAILING RIBBONS







## TOP TIP

"Hire a videographer – being able to watch the ceremony and speeches back was priceless."



KATIE'S BRIDESMAID DESIGNED THEIR STATIONERY



THE BRIDE WORE A BEAUTIFUL LACE EMBELLISHED DRESS



## HOW THEY DID IT...

*Photography* Dottie Photography ([dottiephotography.co.uk](http://dottiephotography.co.uk)) *Venue* Stubton Hall, Lincolnshire ([stubtonhall.co.uk](http://stubtonhall.co.uk)) *Videography* Our Big Day on Film ([ourbigdayonfilm.com](http://ourbigdayonfilm.com)) *Flowers* Michele Gledhill ([michelegledhill.co.uk](http://michelegledhill.co.uk)) *Styling* Save the Date Event Stylist ([savethedateeventstylist.com](http://savethedateeventstylist.com)) *Stationery* Amy Bailey Design ([amybaileydesign.co.uk](http://amybaileydesign.co.uk)) *Dress* Elizabeth, Ronald Joyce ([ronaldjoyce.com](http://ronaldjoyce.com)) *Boutique* Gracie Bleu Bridal, Matlock ([graciebleubridal.co.uk](http://graciebleubridal.co.uk)) *Bridesmaids* TFNC at ASOS ([asos.com](http://asos.com))

FOR MORE REAL-LIFE WEDDINGS, VISIT [PLANYOURPERFECTWEDDING.COM](http://PLANYOURPERFECTWEDDING.COM)





## REAL-LIFE INSPIRATION

GLITTER DIPPED  
FEATHERS, GINGER  
RAY AT NOT ON THE  
HIGH STREET **£3.99**

KITTY CAT PENDANT,  
ALEXIS DOVE  
FROM **£65**

SILVER  
CANDLESTICK, LIVE  
LAUGH LOVE **£7.95**

PINK NAPKINS,  
PIPII **£3.50**

JUST MARRIED CAKE  
TOPPER, GINGER  
RAY **£5.99**

GOLD PINEAPPLE  
POT, TCH.NET **£22**

LOVE WOODEN  
CONFETTI,  
HAMPTON BLUE **£4**

GOLD DIPPED  
CANDLES, MIAFLEUR  
**£10.95 SET OF 3**

GOLD SCALLOP  
HEELS, WALLIS **£42**

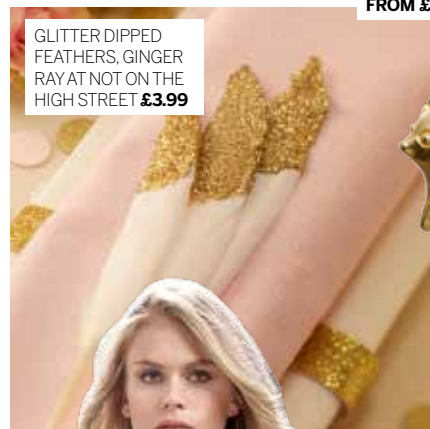
ROSE BOUQUET,  
JOANNA CARTER  
FLOWERS **£POA**

MARIE ANTOINETTE  
INVITE, HOLLYHOCK  
LANE **£POA**

# WANT THE LOOK? STYLE IT NOW!

Steal Katie's romantic blush style

STYLE F191005,  
JASMINE BRIDAL  
**£1,250 APPROX**





# HANNAH & RICHARD

A TRADITIONAL MARQUEE WEDDING WITH DIY DETAILS



## THE BIG DAY

Hannah and Richard held  
their pretty, DIY day on  
the 17th September 2016  
at Parley Manor  
in Dorset







HANNAH INCLUDED BERRIES IN HER PRETTY BOUQUET



For their traditional marquee wedding, Hannah and Richard knew they wanted to keep the look of their wedding day fairly simple. “We chose main colours of navy against soft pink, coral, peach and apricot shades, with a hint of gold for some sparkle,” says Hannah. The gorgeous flowers helped to pull this look together. “I really wanted wild and natural flowing flowers,” explains Hannah. “Maria at Simply Flower used a mix of roses, hydrangeas, eucalyptus, viburnum berry, astrantia, gypsophila and stocks.”

### Personal touches

As soon as the couple decided on their date, the bride made a start on the wedding DIY. “Where I could, I wanted to make and do things myself, both to help keep costs down and for my own satisfaction,” says Hannah. “My mum and I made over 100m of bunting. Our favours were mini bottles of homemade limoncello and sloe gin. We also put together a sweet table and a Polaroid photo area with a colourful ribbon backdrop, which was very popular in the evening.”

RICHARD'S MUM MADE THE AMAZING CAKE!







THE DIY DETAILS  
MADE ALL THE  
GUESTS SMILE

However, it was Hannah's genius place name decorations that acted as the perfect reception ice-breaker:

"We managed to find a photo of all our 100 guests when they were little and made them into Polaroid-style place settings. One of my absolute favourite moments from the day was watching all of our guests enter the marquee, and seeing the looks on their faces! They were definitely worth all the time, effort and secrecy!"

### Dream dress

When dress shopping, Hannah was open to all suggestions. "I think it's >







“I’LL NEVER FORGET  
THE LOOK ON HIS FACE  
WHEN I WALKED  
DOWN THE AISLE”





important to stay open-minded when visiting boutiques. As soon as I tried my gown on I couldn't stop smiling! I loved the vintage-feel, the gorgeous low scallop back, soft lace and tulle overlay. The detail was just so gentle and intricate, it was so lovely to wear."

### Special moments

"Having all our friends and family with us to celebrate was amazing," says Hannah. "We had so much fun! It's a cliché but the day really does fly by. We tried to take a few moments here and there to step to one side and just watch the celebrations."



REAL-LIFE INSPIRATION

### TOP TIP

"You can't do everything, so choose to focus on the most important aspects for you."



ILLUMINATED LETTERS WERE A GREAT BACKDROP



THE COUPLE MADE THEIR OWN SWEET TABLE



### HOW THEY DID IT...

**Photography** Peppermint Love Photography ([peppermintlovephotography.com](http://peppermintlovephotography.com)) **Venue** Parley Manor, Christchurch ([parleymanorweddings.co.uk](http://parleymanorweddings.co.uk)) **Flowers** Simply Flower ([simplyflower.co.uk](http://simplyflower.co.uk)) **Dress** Florrie, LM by Lusan Mandongus ([lmlusanmandongus.com](http://lmlusanmandongus.com)) **Boutique** Hannah Elizabeth Bridal ([hannahelizabethbridal.com](http://hannahelizabethbridal.com)) **Bridesmaids** Coast ([coast-stores.com](http://coast-stores.com)) **Shoes** Rachel Simpson ([rachelsimpsonshoes.co.uk](http://rachelsimpsonshoes.co.uk)) **Stationery** Printable templates from Giggipop Designs at Etsy ([etsy.com](http://etsy.com))

FOR MORE REAL-LIFE WEDDINGS, VISIT [PLANYOURPERFECTWEDDING.COM](http://PLANYOURPERFECTWEDDING.COM)





REAL-LIFE INSPIRATION



CHAIR BACK SIGNS,  
PUDDING BRIDGE  
£35 PER PAIR

PAPER LANTERN,  
TALKING TABLES  
£9.99 PER PACK

LIBERTY PARTY  
GARLAND, SISTERS  
GUILD £10

IVY GARLAND,  
GINGER RAY AT  
NOT ON THE HIGH  
STREET £7.50



VANA DRESS,  
MAGGIE SOTTERO  
FROM £1,475

SLOE GIN FAVOURS,  
SPICE KITCHEN AT  
NOT ON THE HIGH  
STREET £25 FOR 5



ECLECTION PHOTOGRAPHY

BOLD BOUQUET,  
JOANNE TRUBY  
FLORAL DESIGN  
£POA



GINGER GOLD  
SHOES, RACHEL  
SIMPSON £185

# WANT THE LOOK? STYLE IT NOW!

Steal Hannah's natural marquee style



WOODEN HEART,  
GINGER RAY £2.99

NAKED CAKE, THE  
BLUSHING COOK  
£POA



CALLIGRAPHY &  
FLOWERS WEDDING  
INVITE, HOLLYHOCK  
LANE £POA





# LOUISE & IAIN

AUTUMNAL COLOURS AND TWINKLING LIGHTS IN SCOTLAND



## THE BIG DAY

Louise and Iain  
celebrated their W-day  
at Achnagairn Estate in  
Inverness on the 12th  
November 2016







Choosing a venue was easy for Louise and Iain. They knew they were looking for somewhere where their guests could feel comfortable and enjoy the celebrations. “Achnagairn is an amazing venue with a relaxed atmosphere,” says Louise. “Many of our guests were able to stay at the venue, either in the main house or lodges, which meant we had lots of time to spend with our friends and family. The venue also let us party as late as we wanted, which was a big plus!”

### Autumn shades

For their overall theme the pair decided to embrace the autumnal weather and opted for stunning wild florals, designed by Julia at Wild Gorse Studio, and completed the look with lots of twinkling fairy lights. “We are extremely fortunate to have some very talented friends – my bridesmaid, Gillian, and her fiancé Dave provided all the amazing lighting for the venue,” says Louise. “The wooden backdrop for our table plan was made by my brother Neil, who works at the charity, Wood Recyclability Ltd.



THISTLES  
WERE USED AS  
BUTTONHOLES



WE LOVE LOUISE  
AND IAIN'S AMAZING  
FLORAL DISPLAYS







### Special ceremony

Louise and Iain, knew they wanted to make their ceremony extra special so they added some creative touches. “Our close friend Wynford oversaw our registrar as an honorary celebrant,” says Louise. “It really made it feel so personal and special to us.” They also adopted a special Orkney ritual, which meant they got a good chance to talk to all their guests. “We decided to do the ‘Bride’s Cog’, which is a tradition where the bride and groom go round with a wooden barrel full of alcohol and share a drink with each of the guests!” ➤



THE BRIDE AND GROOM  
SHARED A DRINK WITH  
ALL THEIR GUESTS





REAL-LIFE INSPIRATION



## TOP TIP

"Our florist cleverly used our table centrepieces as ceremony decorations."



LOUISE CHOSE  
CLASSIC NAVY  
FOR HER MAIDS



## HOW THEY DID IT...

*Photography* Caro Weiss ([caroweiss.com](http://caroweiss.com)) *Venue* Achnagairn Estate, Inverness ([perfect-manors.com](http://perfect-manors.com)) *Flowers* Wild Gorse Studio ([wild-gorse.co.uk](http://wild-gorse.co.uk)) *Cake* Homemade by Louise's mum! *Stationery* Feel Good Invites ([feelgoodinvites.com](http://feelgoodinvites.com)) *Dress* Halfpenny London ([halfpennylondon.com](http://halfpennylondon.com)) *Boutique* Anne Priscilla Bridal ([annepriscillabridal.co.uk](http://annepriscillabridal.co.uk)) *Bridesmaids* Maids to Measure ([maidstomeasure.com](http://maidstomeasure.com)) *Hair and Make-Up* AMM Hair and Make-Up ([ammteam.co.uk](http://ammteam.co.uk)) *Band* The Wedding Crashers ([alivenetwork.com](http://alivenetwork.com))

© FOR MORE REAL-LIFE WEDDINGS, VISIT [PLANYOURPERFECTWEDDING.COM](http://PLANYOURPERFECTWEDDING.COM)





HESSIAN WEDDING  
BUNTING, GINGER  
RAY **£7.99**

LIBERTY-FOOTED  
HURRICANE LAMP,  
BRISSE **£38**

CHURCH CANDLE,  
WILKO **£4**

FEATHER FAIRY  
LIGHTS, LIGHTS4FUN  
AT NOT ON THE HIGH  
STREET **£28**

MARTHA GREY  
SHOES, RAINBOW  
CLUB **£85**

ROYAL STEWARD  
BOW TIE, MRS BOW  
TIE **£26**

LAYLA GOWN, KATYA  
KATYA SHEHURINA  
**£1,800**

# WANT THE LOOK? STYLE IT NOW!

Add some Highland romance



STAG CUFFLINKS,  
ANNABEL JAMES  
**£29.95**



WINTER WEDDING  
INVITE, ANON  
DESIGN **£2**



WILD BOUQUET, JAY  
ARCHER FLORAL  
DESIGN **£POA**

SITTING STAG,  
SAINSBURY'S **£12**



SEMI NAKED CAKE,  
PRETTY GORGEOUS  
CAKE COMPANY  
**£POA**





# SARAH & KIERAN

WE *married*  
ABROAD



AN ELEGANT ITALIAN WEEKEND IN LAKE COMO

## THE BIG DAY

Sarah and Kieran held their incredible wedding weekend on 26th–30th August 2016 in Lake Como, Italy.





Neither Sarah or Kieran are Italian, but they felt there was only one destination for their big day. “We knew we wanted to get married abroad and we love Italian culture, the climate, the food, the wine and the history,” says Sarah. “When we started to look into getting married, we were drawn to somewhere on the water; and with glamour, beauty, fame and elegance – Lake Como was our top contender.”

### Classic elegance

With the stunning location decided, the couple knew they needed an equally chic look to match. “The theme we went for was classic elegance,” explains the bride. “Our colour scheme was white and green for the flowers with scabiosa, hydrangeas, veronica, matricaria baya and Queen Anne’s lace, and the rest of the accents were silver or white. The whole look was brought together by the Lake Como Wedding Planner (the brains behind John Legend and Chrissy Teigen’s wedding!). We had a black-tie dress code so our guests all wore dinner suits or floor-length dresses.” >



THE COUPLE USED BELL JARS TO DECORATE THEIR TABLES





“WE HAD SUCH A  
SPECIAL MOMENT  
LOOKING OUT ONTO  
THE LAKE, SOAKING  
UP THE DAY.”







CANDLES AND FAIRY LIGHTS LIT THE RECEPTION

### Unique ceremony

Due to the heat of the day, Sarah and Kieran didn't hold their ceremony until 6pm in the evening, which meant there was plenty of time for nerves. "Earlier in the day, I felt very anxious, because of the long process of wedding planning, the millions of decisions we'd made – the fact it was all coming together was such a big thing," says Sarah. "I couldn't eat, or drink any of the celebratory prosecco, but as soon as our boat pulled up to the venue I snapped out of the nerves and I literally jogged up the very steep winding path to the ceremony site. I couldn't wait to see Kieran after all the build up," laughs Sarah. "The ceremony was beautiful, and we laughed throughout which made our guests laugh too – it was so special."



REAL-LIFE INSPIRATION



SARAH CHOSE A DRAMATIC CHAPEL-LENGTH VEIL



LAKE COMO MADE A STUNNING BIG DAY LOCATION







## TOP TIP

"Prioritise the things that are important to you and your guests and spend your budget there."

THE PAIR HELD  
THEIR WEDDING  
BREAKFAST OUTSIDE



THEY CHOSE A  
CROQUEMBOUCHE  
WEDDING CAKE



## HOW THEY DID IT...

*Photography* Ross Harvey ([rossharvey.com](http://rossharvey.com)) *Ceremony venue* Villa del Balbianello ([visitfai.it/villadelbalbianello](http://visitfai.it/villadelbalbianello)) *Reception venue* Villa Giuseppina ([villagiuseppina.com](http://villagiuseppina.com)) *Styling and planning* Lake Como Wedding Planner ([thelakecomoweddingplanner.com](http://thelakecomoweddingplanner.com)) *Dress* Dakota, Enzoani ([enzoani.com](http://enzoani.com)) *Boutique* Plush Couture ([plushcouture.co.uk](http://plushcouture.co.uk)) *Shoes* Jimmy Choo ([jimmychoo.com](http://jimmychoo.com)) *Bridesmaids* Kelsey Rose ([kelseyrose.co.uk](http://kelseyrose.co.uk)) *Groomswear* Cad and the Dandy ([cadandthedandy.co.uk](http://cadandthedandy.co.uk))

FOR MORE REAL-LIFE WEDDINGS, VISIT [PLANYOURPERFECTWEDDING.COM](http://PLANYOURPERFECTWEDDING.COM)





ART DECO WEDDING  
STATIONERY SUITE,  
LYNDA LOVES AT ETSY  
£POA

WHITE BOUQUET,  
JOANNE TRUBY  
FLORAL DESIGN  
£POA

CORETTE FAUX PHOTOGRAPHY

FAUX SUCCULENT,  
SAINSBURY'S HOME £5

# WANT THE LOOK? STYLE IT NOW!

Steal Sarah's chic Italian style

PRINCIA GOWN,  
PRONOVAS £POA

VINTAGE HEIRESS  
EARRINGS, GLITZY  
SECRETS £38

BELL JAR WITH  
STAR FAIRY LIGHTS,  
LIGHTS4FUN AT  
NOT ON THE HIGH  
STREET £35

GOLD LUSTRE  
CANDLE, TCH.COM  
£7.50


FAUX HYDRANGEA  
IN BOTTLE, WILKO  
£8

FEFE SHOES, FREYA  
ROSE £295



# NICOLA & DANIEL

NATURAL GREENERY WITH A TOUCH OF GLAMOUR



## THE BIG DAY

Nicola and Daniel held  
their atmospheric W-day  
on the 19th November  
2016 at Bassmead  
Manor Barns





To complement their winter wedding date, Nicola and Daniel decided on a theme that was full of glamour: “We chose a date at the end of November; when winter was just setting in, so we wanted to keep the colours muted but with a pop of festive drama,” explains Nicola. “Our theme was ‘botanical glam’ and our colour scheme was full of lush greenery mixed with blush pink, cream and gold.”

### Going green

Flowers and greenery were a key part of the overall look of the day. “The aisle was decorated with a floral arch made with foliage including eucalyptus and rosemary, and with white roses, hydrangeas and anemones,” says Nicola. “After the ceremony the arch was brought into the reception barn and we had a handmade ‘Mr and Mrs Lewis’ sign added to it to turn it into a photo backdrop. My bouquet matched the theme with trailing foliage, roses, anemones and silver brunia. Attached to the bouquet ribbon I had my ‘something old’ – a locket from my Nan with a photo of my late Grandad.” ➤




THE COUPLE USED FOLIAGE TO DECORATE THE BARN







TREATS WERE SERVED WITH PERSONALISED SWEETIE BAGS



GUESTS WERE WOWED BY THE COUPLE'S SUSPENDED CAKE

### Stunning details

Along with lots of beautiful handmade details (including stationery, match-box favours and even a 5ft high light-up heart for the dancefloor), the pair decided to include a wow-centrepiece in their day. "The stand-out element of the day was our four-tiered suspended wedding cake," smiles Nicola. "I had seen suspended wedding cakes on Pinterest long before we were even engaged and made a promise to myself that when my big day came this is what I would have. It was a real showstopper; our guests had never seen anything like it before."

### Just the two of us

"Before the wedding we were given a piece of advice from a friend to remember to spend as much of the day together. On the big day Daniel never left my side – it was amazing."

HERBS WERE USED TO PRETTY-UP PLACE SETTINGS





“I WAS NERVOUS,  
BUT SO EXCITED TO  
GET DOWN THE AISLE  
AND MARRY THE MAN  
OF MY DREAMS”







## TOP TIP

"Do your DIY together – you'll end up with lots of personalised details and have fun too!"

THE PAIR CHOSE PRETTY GREEN AND WHITE CHAIR ENDS



NICOLA'S MAIDS WORE SIMPLE PLEATED GREY GOWNS FROM ASOS



## HOW THEY DID IT...

**Photography** Dottie Photography ([dottiephotography.co.uk](http://dottiephotography.co.uk)) **Venue** Bassmead Manor Barns ([bassmeadmanorbarns-weddings.co.uk](http://bassmeadmanorbarns-weddings.co.uk)) **Flowers** Michele Gledhill ([michelegledhill.co.uk](http://michelegledhill.co.uk)) **Cake** Katie from Couture Cakes ([couture-cakes.co.uk](http://couture-cakes.co.uk)) **Dress** Justin Alexander ([justinalexandbridal.com](http://justinalexandbridal.com)) **Boutique** Courtyard Bridal ([courtyardbridalboutique.co.uk](http://courtyardbridalboutique.co.uk)) **Bridesmaids** ASOS ([asos.com](http://asos.com)) **Blog** Nicola and Adam loved their honeymoon in Thailand so much they started a blog! ([wanderlustus.co.uk](http://wanderlustus.co.uk))

© FOR MORE REAL-LIFE WEDDINGS, VISIT [PLANYOURPERFECTWEDDING.COM](http://PLANYOURPERFECTWEDDING.COM)





ROMEO PICTURE  
FRAME, AYERS AND  
GRACES **£17**

FOLIAGE FAVOUR  
TAG, JULIA  
EASTWOOD AT  
NOT ON THE HIGH  
STREET **£1**

WOODEN ARROW  
SIGNS, GINGER RAY  
**£12.99**

SOS PHOTOGRAPHY

DRIED CARPET  
MOSS, THE  
WEDDING OF MY  
DREAMS **£30**

LINDY GOWN,  
ENZOANGI **£1,815**

# WANT THE LOOK? STYLE IT NOW!

Create your own glam-green W-day!

GOLD STRAWS,  
PAPERMAH **£12**

MINI SPARKLERS,  
TALKING TABLES  
**£4.99**

CAKE TOPPER,  
TALKING TABLES  
**£13.99**

GOLD HEART GUEST  
BOOK, KIKKI.K **£16**

WREATHS CAKE,  
WILDFLOWER CAKES  
**£1,250**