



# Billing Team Dashboard



### Note:

Data used through 1/17/2023

### Settings

#### Source

Ability
Waystar

#### Assigned

Brandi	Catherine
Med B Primary	Med B Secondary
Nikki	No assignment
Tisha	Vanessa

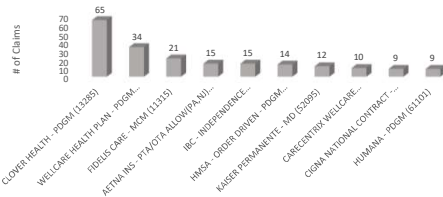
#### Priority

New - Has billing ...	New - Has Waysta...
New - No billing n...	New - No Waystar...
Past due - Has billi...	Past due - Has Wa...
Past due - No billi...	Past due - No Wa...

#### Timely Bucket

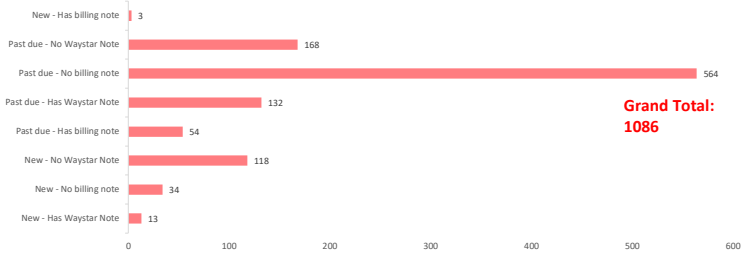
Green Alert (60+ ...	Orange Alert (15-...
Past Timely	Red Alert- Comple...
Timely Filing not ...	Unknown Timely F...
Yellow Alert (30-5...	

### Top 10 Payors by Rejected Claim Count (Waystar)

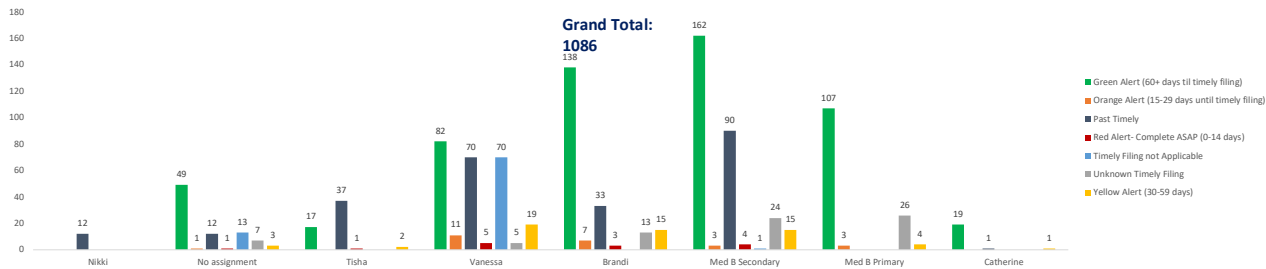


..\\Rejection Tracking (Waystar & Ability)\01.16.23\Daily Waystar\_Ability rejections report 01.16.23.xlsx

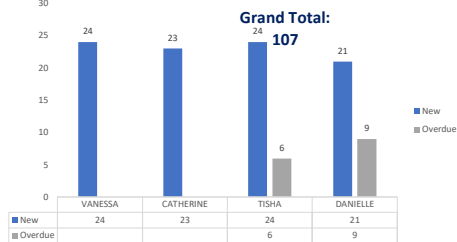
### Number of Claims by Priority



### Timely Filing

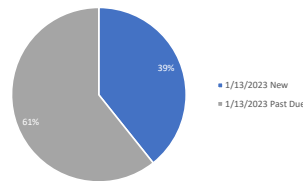


### Payor Changes (# of New vs. Overdue)



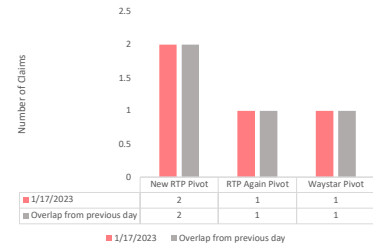
..\\..\\VRS Projects\PAYOR CHANGES\PAYOR CHANGES 01.17.23.xlsx

### % New vs. Past Due Write Offs



..\\..\\Write-offs\Write Off Report Tracking\Write Offs 01.13.23.xlsx

### NOA Worklist (# of Urgent)



..\\NOA worklist\01.17.23\NOA WORKLIST 01.17.23 v5.xlsx

# Billing Team KPIs



Note: Data used through 12/7/2023


Key:

>= 75%

50% - 74%

< 50%

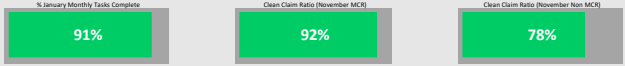
## Timeliness of Billing - Daily



## Timeliness of Billing - Weekly



## Timeliness of Billing - Monthly



## Individual Stats

