

Make technology your strategic business advantage

Innovate, automate, and consolidate with the Dynatrace end-to-end observability & business optimization platform



The sprawl of enterprise IT means many observability and security tools struggle to achieve complete reach in hybrid and multi-cloud environments.

Enterprise IT faces new challenges as complexity increases...



Regulatory complexity



Rapid pace of technology change



Lack of digital skills



Multi-cloud complexity

90%

of CIOs say digital transformation has accelerated in the past year

Dynatrace Global CIO Report 2023

ONLY 27%

of CIOs say their teams fully adhere to a DevSecOps culture

Dynatrace Global CIO Report 2023

But there is a single platform up to the challenge.

Dynatrace provides a total understanding of technology performance and its business impact, as well as proactive, automated resolutions and guided tool consolidation.

With Dynatrace, you can understand ecosystem-wide technology performance and its business impact to:



Achieve technical supremacy

Replace multiple observability tools with one platform, rapidly actionable data, and automated insight delivery.

Gartner

Dynatrace named a Leader in the 2024 Gartner® Magic Quadrant™ for Observability Platforms




Realize strategic benefit

Gain a competitive advantage and drive growth by continuously improving digital experiences.

* ISG

Dynatrace named a leader in Cloud-native Observability and Security Solutions **2023 ISG Provider Lens™ Multi-Public Cloud Service and Solution Report**

Make your IT function a value driver rather than a cost center



Greater control of cost

Predictable, usage-based pricing and real-time visibility of cloud use combined with one interoperable platform to replace multiple products.



Unmatched certainty

With guided tool and vendor consolidation, achieve greater simplicity and less confusion.

6 month

Payback period when benefits equal investment

The Business Value of Dynatrace, IDC, 2024

72%

Less revenue loss from Sev1 and Sev2 outages

The Business Value of Dynatrace, IDC, 2024

\$2.6M

Average annual benefits per 100 supported apps

The Business Value of Dynatrace, IDC, 2024

Deliver better software faster



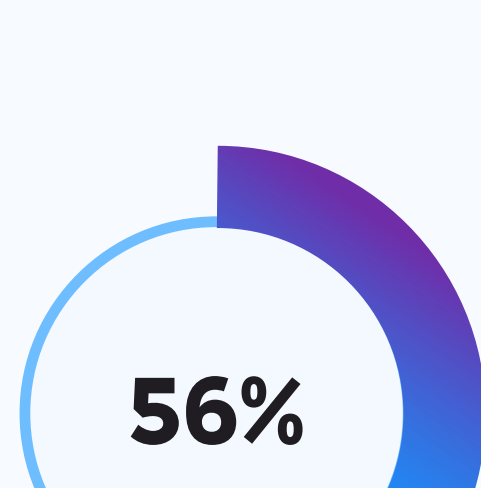
Higher precision

Unify operations, security, development, and business teams with a single, complete, real-time view of data for a deeper understanding of events, CX/EX, and ecosystem performance.

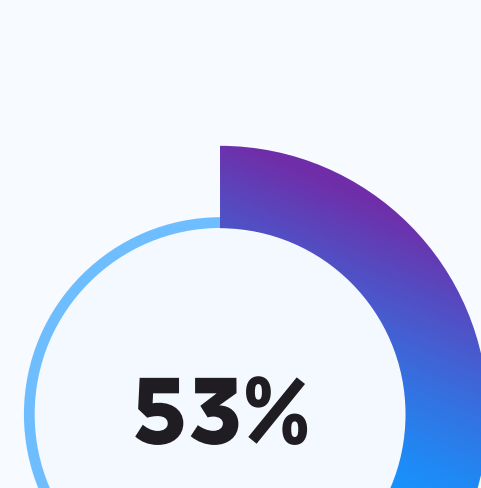


Faster time-to-value

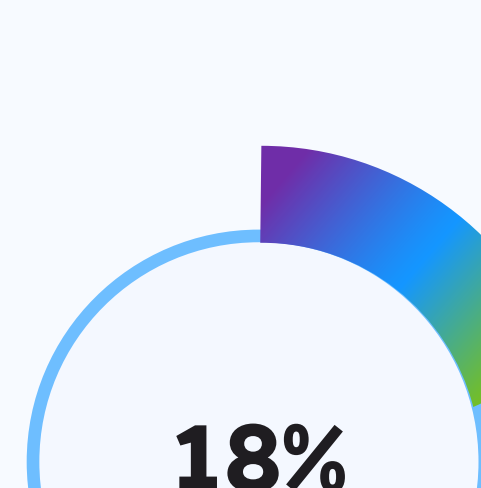
Use automated deployment and discovery with Davis AI to solve problems.



Less time to resolve Sev1 and Sev2 outages



More efficient platform managers



More productive developers



Accelerate innovation, automate processes, and consolidate technology

Managing a multi-cloud digital business is complex, meaning enterprise IT can become overwhelmed with duplicated information and a lack of clarity.

Dynatrace's end-to-end observability and business optimization platform solves this issue. We can enable ongoing customer and employee experience excellence and innovation, aligned with your vision, roadmap, and performance.

Ready to solve your biggest challenges right out of the box?

[Get started](#)