



**Wood-Mizer®**

*from forest to final form®*

“This became a very rewarding project since I was building our home from trees that I know my grandfather and father had planted decades earlier. Our children are the sixth generation to the farm that my great-great grandfather settled on in 1891.” —Paul Simms



## MAKING DREAMS COME TRUE®

From pastime to profession, it all starts with a dream and a Wood-Mizer. With a Wood-Mizer sawmill, a little help from friends, and his own team of logging horses, retired pilot, Paul Simms, built his 3,650 sq. ft. home in Virginia using white pine, white oak, and hickory trees from his farm.



John Smith  
CEO  
Wood-Mizer

## I WAS A WOOD-MIZER OWNER, FIRST.

Since 1982, Wood-Mizer is firmly committed to providing each and every owner with the highest-quality equipment and service necessary to help them make a positive difference in their lives. Before I became CEO, I was able to see firsthand the hard work, dedication, and family culture that the Wood-Mizer team and owners bring with them each day. This made me a huge fan of Wood-Mizer and I eventually became a sawmill owner myself. Today I operate my own Wood-Mizer sawmill with my family. We all enjoy taking a downed tree from our own property and turning it into something that we can use. I am humbled to be part of this amazing global family that is Wood-Mizer and I look forward to serving the community of owners throughout the world who are making a difference in so many ways.

## CONTENTS

- LIVE THE WOOD LIFE™
- HOBBY SAWMILLS
- DO-IT-YOURSELF SAWMILLS
- OUTDOOR LIVIN'
- PROFESSIONAL MANUAL SAWMILLS
- PROFESSIONAL HYDRAULIC SAWMILLS
- MEET LOWELL
- HIGH-PRODUCTION HYDRAULIC SAWMILLS
- WE RISE BY LIFTING OTHERS
- WIDE CUT SAWMILLS
- BEST DECISION EVER
- IT'S A LIFESTYLE. IT'S A LIVING.
- SAWMILL ATTACHMENTS
- SAWMILLER MUST HAVES
- GIVE YOURSELF SOME LEVERAGE
- THE COURSE CHANGERS AND PATH MAKERS
- WOOD-MIZER BLADES
- BLADE MAINTENANCE EQUIPMENT
- WOODWORKING EQUIPMENT
- THE POWER OF CONNECTEDNESS
- LOG SPLITTERS
- GRATEFUL STEWARDS OF OUR NATURAL RESOURCES
- BOARD EDGERS
- REMARKABLE RESAWS
- MACHINES THAT MAKE YOU MONEY
- WHICH SAWMILL IS RIGHT FOR YOU?
- KILN DRYING SYSTEMS
- HEARTS, HANDS, AND MINDS AT WORK
- PALLET EQUIPMENT
- SMART LOG PROCESSING
- TITAN SYSTEMS
- YOU'RE GETTING MORE THAN A SAWMILL
- PRODUCT SPECIFICATIONS

# **LiVE** *the wood life*™



On a 175-acre farm in Vermont, Ben Falk needed a barn to serve as a research center and host site for permaculture courses and other educational workshops. With available timber needing to be harvested on the farm but no way to process it himself, Ben hired local sawyer David Johnson for the project. The result is a stunning 3-story monitor barn framed entirely from timber sustainably harvested within the farm.

Built in traditional timber frame style with mortise and tenon joinery, David had a complete framing crew that assisted with the foundation, bent raising, and roofing. David said his sawmill's portability, speed, and the ability to handle the size of material needed were all key components to completing the framing in just 10 weeks. An added bonus was that the barn was completed in time so that Ben and his wife were able to be married inside the spectacular structure.



## **THEY DID IT ALL FOR LOVE**

This 3-story monitor barn was built from Ben Falk's love of farming, love of teaching, love of sustainable building, and love of community. Wood-Mizer makes equipment that people love, so they can always love what they do. There's nothing like that feeling you get when you first lay your eyes on a board cut on a Wood-Mizer sawmill. You'll be smitten from the start, and very well taken care of by our sales and service staff. Here's to a beautiful, lasting relationship.



## TAKE YOUR HOBBY A LONG WAY

Start sawing logs into lumber, boards, and slabs for furniture, cabins, and more with Built in the USA entry-level sawmills you can count on. The LX25, LX55, and LT15 Start portable sawmills are engineered for weekend sawyers, woodworkers, homesteaders, and hobbyists, and they have everything you need to saw your own lumber and never go to the lumber yard again.

### HOBBY SAWMILLS



#### LX25

##### Entry-Level Hobby Mill

Start your dream of sawing with this affordable, entry-level sawmill that offers endless possibilities. Starting at \$3,295\*



#### LX55

##### Strong Starter Sawmill

Count on this stronger, starter sawmill to make living the wood life real and real fun. Starting at \$4,595\*



#### LT15 START

##### Next Level, Entry-Level Sawmill

Spend your weekends sawing logs at the next level with this robust dream machine. Starting at \$5,995\*

\*All prices in U.S. dollars and are subject to change without notice.



"All of the wood for this project came from my homestead, within walking distance from where it was built. The top is made of book-matched black walnut from a dead standing stump, accented with spalted maple legs and red oak aprons."

—Nathan Brown, North Carolina



## DIY AND BEYOND!

Meet the LT15 portable sawmill that perfected the Do-It-Yourself (DIY) movement in the industry. The LT15 sawmill has earned the reputation as the “world’s most popular sawmill” due to its versatility, reliability, and experience throughout the globe. But we didn’t stop there, we’ve expanded our family of DIY sawmills from the world-famous LT15 design to include larger capacity, GO trailers, and powered saw head controls to help you get those DIY projects DONE.

### DIY SAWMILLS



#### LT15

##### The World’s Most Popular Sawmill

Crank it up a notch and choose to saw with the world’s most popular small mill. Starting at \$8,395\*



#### LT15 WIDE

##### DIY and Make Slab Furniture!

GO WIDE and get the job done with a mill that can make wide cuts all day, every day. Starting at \$10,695\*



#### LX150

##### Twin Rail DIY Sawmill


Put some power to work for you with this high performing manual mill with best in class features. Starting at \$13,995\*



Wood-Mizer sawmill owners have shared their dream projects built with lumber from their sawmills for decades. We continue to be amazed by the beauty and workmanship. Even better, we discover each project is cultivated with a love of wood and a great back story. Here’s proof:

[woodmizer.com/gallery](http://woodmizer.com/gallery)

## WHY NOT TAKE THIS ADVENTURE ON THE ROAD?



#### LT15

##### GO TRAILER

Easily hook-up and GO to your next sawing site. \$1,995\*



#### LT15 WIDE

##### GO TRAILER

GO Trailer allows sawing logs directly on the trailer. Get your project or business going! \$2,995\*



A common thread with stories we receive from Wood-Mizer owners is that their projects bring families and communities together. In Oregon, Bryan Summerlin and his wife decided to rebuild a covered bridge with the assistance of family members using milled douglas fir and cedar from trees off their property. Behold, the 52' long, 442 sq. ft. "Cooley Covered Bridge", completed in just 3 months.



The Summerlin family also worked together to create a 1,100 sq. ft. wrap around deck using 4,200 board ft. of douglas fir. "Everyone enjoys the spaciousness of the deck, and people like the curved handrails," said Bryan. "The kids really like the deck surrounding the large fir tree." In just two weeks, Bryan's Uncle Duane designed and crafted this stunning, welded steel frame, black locust bench using boards milled by Bryan on his Wood-Mizer Hydraulic sawmill. It sure is one of a kind. Our hats off to you, Uncle Duane!

## OUTDOOR LIVIN' AT ITS FINEST

Wood-Mizer sawmills are built to last for those who love and live in the outdoors. Take a walk on a deck or covered bridge, relax in a cabin, or have a picnic under a shelter milled and made with lumber from your Wood-Mizer, and you'll know exactly what we mean.



Bryan milled a total of 11,730 board feet of douglas fir for this spacious outdoor multi-use pavilion that features 2,112 sq. ft. of usable space for picnics, family gatherings, and outdoor concerts.



Greg Stork of New York built this 336 sq. ft. sugarhouse with live edge siding for a maple syrup production business using his LT35 Manual Sawmill. Sweet!

## PROFESSIONAL MANUAL SAWMILLS

### LT28

#### Portable + Affordable

Take to the road with this budget-friendly manual mill that is completely portable and ready to saw.

Starting at \$13,995\*



### LT35

#### Everyday Professional Sawmill

Saw in style from the start with powered head controls and upgrade your style down the road with hydraulic log handling.

Starting at \$15,995\*



\*All prices in U.S. dollars and are subject to change without notice.



White Pine Fort Stockade, 105' long x 38' wide, built for Living Waters Bible Camp by Tim Hadley, Wisconsin, with his Wood-Mizer LT28 Sawmill.

"We wanted a place where campers could enjoy God's creation away from the typical comforts, without getting too primitive. Having a Wood-Mizer made this project possible. There is no way to separate the Wood-Mizer from the project. They are completely connected!" —Tim Hadley

## BE PORTABLE FROM THE GET GO

If you need portability from the get go, the LT28 and LT35 portable sawmills combine some of the best design features of our high-production portable sawmills with the cost-savings of manual log handling. Road-ready for you to mill here, there, and everywhere.



Justin Metcalf and friends created this artistic 1,248 sq. ft. grist mill over the course of 18 months in North Carolina using several different wood species sawn on his LT40 Hydraulic sawmill and no architectural plans. True art from the heart.

PROFESSIONAL HYDRAULIC SAWMILLS



**LT35 HYDRAULIC**

**Go-To Hydraulic Sawmill**

Go all in with this entry level hydraulic mill that reduces labor and makes sawmilling a breeze. Starting at \$23,995\*



**LT40 HYDRAULIC**

**Back-Saving Sawmill**

Tackle a project or pursue a business with a sawing workhorse that is an industry legend.

Starting at \$30,895\*

←WIDE HEAD→  
+\$795\*

\*All prices in U.S. dollars and are subject to change without notice.



**MILLS WITH HYDRAULICS. WE'VE GOT YOUR BACK**

Who doesn't love easier and faster? Hydraulics on sawmills are designed for making sawing just that. To some people, hydraulics are absolutely necessary because they minimize log handling time which increases production, and they also take the back-breaking work out of sawing by hydraulically loading, turning, leveling, and securing logs with ease. Plus, the saw head movement up/down and forward reverse is powered and programmable for easier, faster, better sawing. Hydraulics just might become your new best friend.

Steve Ebner and his daughter Rebecca run Manayunk Timber, an urban sawmill in Pennsylvania. Established in 1984, Manayunk Timber specializes in reclaiming old growth, high quality wood from 19th century buildings and offering local, sustainable lumber for restoration, renovation, custom woodworking, and new construction projects.





With help from family and friends, Lowell built this majestic 26' tall chapel, artfully crafted from locally salvaged dead cedar trees, and sits five feet from the shore of the Salish Sea in British Columbia, Canada.

## HAVE YOU MET LOWELL?


Lowell will tell you, “mathematics is the key to everything.” But the highly detailed and beautifully picturesque spiral-bound scrapbooks he creates for his projects explain so much more. “I have been extremely fortunate in life and I cannot imagine a more appropriate project for this phase of life. The building has reinforced my awareness of the important things in life, love, respect for others, and an appreciation for the fragile gift of existence.” —Lowell Hinrichs



2019



If there's one word that describes woodworkers and sawmillers alike, it's “passionate”. If there's one guy who's proven this to be true over a decade, it's Lowell Hinrichs of British Columbia, Canada. Lowell's amazing projects have graced two Personal Best Contest cover issues of *The Wood-Mizer Way* magazine, first in 2009 and the other in 2019. For even more inspiration, check out hundreds of customer projects at [woodmizer.com/gallery](http://woodmizer.com/gallery).



2009



Lowell built this wharf and pier, steps to his waterfront plus a boat shed using his LT40 Hydraulic sawmill. This project isn't just a dream realized, often times it's an opportunity for Lowell to make new friends as boaters divert into the cove to get a closer look.




**LT40 SUPER HYDRAULIC**

**Industry's Workhorse Sawmill**

Step up to something super with this sawmill that is engineered for speed and production.

Starting at \$40,495\*

←WIDE HEAD→  
+\$795\*



**LX450 HYDRAULIC**

**Packed With Power**

Choose this twin rail, fully loaded, one of a kind sawmill to take on sawmilling with a passion.

Starting at \$42,295\*



48' x 64' white pine and white oak traditional timber frame barn milled and made by William Brockmann using his LT40 Super Hydraulic.

"This was a great family project for myself, my wife, and our two young boys who were there the entire time. Building this barn inspired me to leave my 20 year engineering career with John Deere, and purchase the timber framing company that helped us build the barn. I get to work with my Wood-Mizer and timber framing tools every day!"

—William Brockmann, Port Byron, IL



**LT50 HYDRAULIC**

**Saw Like You Mean It Sawmill**

Expect a lot from this powerhouse mill that delivers Rockstar results log after log.

Starting at \$44,450\*

←WIDE HEAD→  
+\$795\*



**LT70 SUPER HYDRAULIC**

**Full Speed Ahead Sawing**

Conquer logs with the fastest, fully loaded, hydraulic sawmill and never look back.

Starting at \$69,995\*

←WIDE HEAD→  
+\$895\*



**MILLS TO THE MAX**

For sawmillers who demand the fastest hydraulics available, these super-charged hydraulic sawmills provide dual-hydraulic pumps and high-output programmable networks for the fastest sawing yet. When production and performance are always on your mind, you can take these mills to the max, and then some.

Say hello to Jim Evans, Manager of Far West Forest Products, our Wood-Mizer California Authorized Sales Center since 2002. Jim and his daughter, Jennifer Alger, run a strong urban, salvaged, and reclaimed lumber business and services. Questions? Need parts? Find the Wood-Mizer sales office nearest you at [woodmizer.com/dealer](http://woodmizer.com/dealer).

\*All prices in U.S. dollars and are subject to change without notice.

**"WE RISE BY LIFTING OTHERS". –ROBERT INGERSOLE**

A missionary once shared with Wood-Mizer that "poverty reaches another level when people do not have a table at which they can eat and self-worth falls to a new low when you have no chair to offer a visitor a seat." Wood-Mizer's founders knew a sawmill could change that and started the company's donation program in 1983. Still, today, equipment and support are sent to missions and charitable organizations around the world to help change lives. Wood-Mizer believes: What begins with kindness, ends in hope.



Over the years, Wood-Mizer employees, like the ones pictured here, have participated in company-sponsored mission trips; donating their time, talents, and treasures to bring help and hope where it is most needed.

At our core, Wood-Mizer believes we can build a better world today and tomorrow for millions of people with wood. We are committed to donating our time, products, services, and at least 10% of our profits to help build better lives for as many people as possible. From around the corner to around the world, we seek ways for wood to bring good.

Where there is a need is where we want to be. We are called to be more than a company. We are called to serve others - our owners, future leaders, and communities throughout the world. We take this to heart and offer several special programs to make a difference.

**LOYALTY** – Once you buy from Wood-Mizer, your future equipment purchases are eligible for a 2% discount as a thank you for your loyalty.

**MILITARY** – As a thank you to all those who serve or have served in our military, Wood-Mizer extends a \$250 discount on any new sawmill purchase to our military heroes.

**EDUCATION** – Educational-based organizations, who teach wood processing and touch a life forever, can apply for a 25% discount towards the purchase of a sawmill.

**GIVE BACK** – Wood-Mizer's Give Back Program shares a portion of our profits in the form of donations and discounts based on need, availability, and location and is administered by purpose-driven employee volunteers.



## WE'RE NOT GETTING OLDER. WE'RE GETTING WIDER.

Want to make a bold wood statement? GO WIDE. Wood-Mizer carries a WIDE selection of mills that make wide cuts. When you want a piece that preserves how the tree resembled in the forest, a live edge, wide slab is the way to go. This highly desirable design trend retains the natural beauty, captures the distinctive character, and is perfect for tables, countertops, benches, and more. Let your imagination run wild and GO WIDE.

Natural edge black walnut dining table with cedar stump legs and walnut laced cedar banches milled and made by Rickey Coffey in Alabama.

### WIDE CUT SAWMILLS



#### LX250

##### Extra-Wide Twin Rail Sawmill

Logs 55" in diameter are fair game for this extra wide mill and perfect for sawyers that see a world filled with wood. Starting at \$25,995\*



#### WM1000

##### The Massive Sawmill For Massive Logs


Let your imagination run wild and saw massive 67" diameter logs into live edge slab masterpieces. Starting at \$59,995\*



Ever notice how you can just stare at a piece of wood and marvel at the grain, the color, and nature's design? For woodworkers, craftsmen, and artists, wide pieces give way to wide-open ideas. And, with Wood-Mizer's family of wide and extra-wide mills, the first cut is the beginning of what will be the best conversation pieces. Wide slab furniture and

accents create everything from conversation starters to statement pieces. And it all starts with the first cut as Sawyers know the shared thrill of sawing into a wide diameter log and revealing the grain. The next thing that happens is nearly universal – everyone comes in close to brush their hand along the wood and take in nature's gift.

#### WOOD-MIZER'S FAMILY OF WIDE CUT SAWMILLS:



The demand for live edge slabs for residential and commercial furniture has grown exponentially for Adrian Hood of Hood Farms in Indiana.



Take command of customizing any Wood-Mizer product with the Online Build and Price tool. This tool will walk you through selecting your equipment model, power options, and the options and accessories that you need, all while updating the price and applying any available discounts automatically.



Once you have configured your equipment, an official quote will be emailed to you. Discover your choices, do your research, and get your estimate. At that point a consultant can help with the final details. We want you to feel confident that you will receive the right mill, options, and accessories for you at the best price.

## BEST DECISION EVER. WE HEAR THAT A LOT.

If you're building a business or pursuing your passion, Wood-Mizer is committed to your success. While many companies today think their job is done once they make a sale, we realize our most important work has just begun. Our in-person and video training are second to none. We believe the support you receive from Wood-Mizer is one of the strongest reasons for buying Wood-Mizer equipment.



Henry Brown is sole proprietor of the Grange Farm in the village of Rosedale Abbey in England. Henry and his wife manage 400 mule breeding sheep, 1,200 pigs, horses, two bed & breakfast cottages, and a timber business. "We get a lot of different projects put in front of us," shares Henry. "And we never have the attitude of, oh, that can't be done. I like a challenge!"



## IT'S A LIFESTYLE. IT'S A LIVING.

Whoever said "money doesn't grow on trees" didn't know about Wood-Mizer equipment. Hobby, professional, part-time, full-time, side hustle and everything in between, owning a Wood-Mizer is a lifestyle and a living. No matter how you first intended how to use your sawmill, the majority of Wood-Mizer owners end up making money by sawing for others.



Ryan Baldwin, owner of Baldwin Hardwoods, at his lumberyard in Colorado.

SAWMILL ATTACHMENTS

### RESAW ATTACHMENT

#### Versatile Sawmill Attachment

Recover wood from slabs. Create lap siding. Make tapered boards. \$2,595\*



### LATHE-MIZER®

#### Log Lathe Attachment

Produce creative shapes. Turn out conventional columns and posts. Shape furniture pieces and parts. \$2,595\*



Lathe-Mizer Tenon Kit \$+995\*

### COOKIEMIZER™

#### Clamping Jig

Start sawing wood cookies safely and efficiently on your portable sawmill with the NEW CookieMizer unique sawmill attachment. \$495\*



### MP100

#### Log Moulder/Planer

Specialized moulder head. Plane and mould beams and columns. Perfectly join moulded logs. Starting at \$5,995\*



### SHINGLE LAPSIDER

#### Shingle/Siding Sawmill Attachment

Saw blocks and cants into angled shingles and tapered siding. \$1,295\*



\*All prices in U.S. dollars and are subject to change without notice.

## FOR THE LOVE OF WOOD. DO MORE WITH YOUR MILL.

Wood-Mizer sawmills do more than just saw boards. With clever attachments and a craftsmen's vision and skill, these machines turn out works of art. You will find a new world of possibilities when you add a sawmill attachment. Make quaint lap siding, nostalgic shake shingles, specialty spindles, bold banisters, and then some. Don't just sawmill. Add accent and charm. Go rustic or refined. Do more with your mill, and then some.

John Reilly feels most at home surrounded by Nature. That is why he searched for three years to find 10 acres along the stunning Oregon, USA coast to build this 1,776 square foot home. Using his Wood-Mizer sawmill and Lathe-Mizer attachment, John sawed native douglas fir from his property for the framing lumber, siding, trim, and decking. The Lathe-Mizer was used to adorn the deck with white cedar posts and railings. The result is a home that is Nestled in Nature. Built for Mother Nature. Made from Nature. And One with Nature.




## SAWMILLER MUST HAVES

Power Feeds, blades, mill covers, bed extensions, options, and accessories. We have all the necessities, everything from a debarker right down to your hat and gloves. We even have a sawmill replica toy for your kids who are too little to start their sawing career on your big mill. If it is helpful & good for you and your mill, you can bet we put our name on it.

## ACCESSORIES



**Power Feeds**  
Starting at \$1,195\*



**Sawmill Covers**  
Starting at \$75\*



**Command Control**  
Prices Vary



**Sweatshirts & Tees**  
Starting at \$14.95\*



**Debarkers**  
Starting at \$1,495\*



**Spare Tires**  
Prices Vary



**Board Return**  
\$605\*



**Jackets**  
Starting at \$49.95\*



**Accuset® 2 Setworks**  
Prices Vary



**SimpleSet Setworks**  
Starting at \$1,195\*



**Laser Sight**  
\$995\*



**Suspenders**  
\$24.95\*



**Fine Adjustment Outriggers**  
Prices Vary



**LubeMizer® Lubrication System**  
Prices Vary



**Hats**  
Starting at \$14.95\*



**Board Outfeed Table**  
\$1,225\*



**Bed Extensions**  
Prices Vary



**Wireless Head Control**  
\$2,200\*



**Books & Gifts**  
Starting at \$14.95\*



**Operator Seat**  
\$1,295\*



**Hydraulic Loading & Turning Kits**  
Prices Vary



**Sawmill Replica**  
\$34.95\*

\*All prices in U.S. dollars and are subject to change without notice.





## GIVE YOURSELF SOME LEVERAGE

Logs? Check. Sawmill? Check. Log Splitter? Check. Now give yourself some leverage to move logs and firewood where you need to with our wide selection of logging tools. Durable steel construction, comfortable rubber grips, industrial-grade powder-coat paint, and Built in the USA just as you would expect.

### LOGGING TOOLS

#### STEEL CANT HOOKS



28"  
\$85\*

48"  
\$95\*



60"  
\$105\*

#### STEEL LOG PEAVEY



48"  
\$95\*

#### STEEL HOOKAROON



30"  
\$54\*

#### LOG ARCHES

Starting at \$540\*



#### LOG CARRIERS

Starting at \$70\*



#### LOG HANDLING



Manual Winches, Toeboards, Log Deck Packages, and more! Starting at \$295\*



LX25 and LX55 Log Loading Ramps \$249\*



## THE COURSE CHANGERS AND PATH MAKERS

The antiquated circle sawmill market was forever changed when two inventors birthed the idea of converting logs into lumber and making it a safe, one-person job. The new sawmill, christened the Wood-Mizer, integrated a traveling bandsaw carriage with a unitized track and trailer for towing. The new invention was granted a patent in 1985.

*April 1982*

Did you know....the first product Don and Dan invented was in 1978 and called a Dupli-Carver, a three-dimensional carving machine which was a one-of-a-kind tool capable of carving a copy of an original design. Don's wife, Phyllis, wrote a letter to Popular Science about the invention and the national magazine published a story. Sales exploded. Working together, Dan manufactured Dupli-Carvers in his mother's basement and Don marketed the product. This was the beginning.

Around Wood-Mizer they are known as Don and Dan. Almost always said together. That's because Don Laskowski and Dan Tekulve shared a passion for innovation and making a difference. And the result was: Wood-Mizer – the product, the company, the philosophy.



Joe Bistrovich of New York, USA is Customer #1. Call him a Pioneer. Trailblazer. Early Adopter. We call him Our Hero. The year was 1983 and he bought the company's very first mill after seeing a magazine ad. The mill was an LT30. Personally delivered and trained by company founder, Don Laskowski, Joe became the first of now 80,000+ Wood-Mizer sawyers to convert logs into lumber.

From the beginning and still today, Wood-Mizer operates with a moral responsibility to customers, employees, and to the environment. The founders, with a strong Christian faith, created a culture of "Doing the right things for the right reasons" and established Wood-Mizer to benefit customers, employees, and the Kingdom of God.



## GO AGAINST THE GRAIN. IT'S OKAY, REALLY.

Meticulously tested by our team of professionals; from the selection of raw materials, to engineering the best manufacturing equipment, to performing more than 100 inspections, all the way through to the final grind, this team is dedicated to getting perfect blades to you so all you need to do is open the box and start sawing.

SAWMILL BLADES  
Starting at \$15/Blade\*

**Wood-Mizer blades**



The most crucial component of a sawmill is the blade. To ensure the highest quality and ultimate performance, Wood-Mizer produces its own blades, and is the only portable sawmill manufacturer that does so. Whether you are sawing extreme hardwoods in the jungles of South America, softwoods in the

USA, or frozen logs in Northern Canada, we've got a blade for that. Made in the USA to fit multiple sawmill brands and models, you can count on Wood-Mizer sawmill and resaw bandsaw blades for unmatched quality, accuracy, and performance across the board.

**double** Wood-Mizer  
**HARD**  
HIGH-ALLOY BANDSAW BLADES

**silver** Wood-Mizer  
**TIP**  
CARBIDE BANDSAW BLADES

**bi** Wood-Mizer  
**METAL**  
INDUSTRIAL BANDSAW BLADES

**razor** Wood-Mizer  
**TIP**  
CARBIDE BANDSAW BLADES

**vortex** Wood-Mizer  
DUST REMOVAL BLADE

**turbo** Wood-Mizer  
**747**  
HIGH PERFORMANCE BLADE



**FOR THE SHARPEST TOOL IN THE SHED.**

A professionally sharpened and accurately set sawmill blade cuts faster, produces more accurate lumber, saves time, saves fuel, and most importantly makes a whole lot of sense. With Wood-Mizer's professional line of bandsaw blade sharpeners and tooth setters, sawyers can keep blades on hand that slice through wood like butter. Choose your blade, choose your profile, and be sure to choose a Wood-Mizer sharpener and tooth setter to make the most of your blades.

**BLADE MAINTENANCE EQUIPMENT**



**BMT100**  
Manual Tooth Setter  
Sets one tooth at a time.  
Starting at \$595\*



**BMT150**  
Manual Tooth Setter  
Sets two teeth at a time using ratchet handle.  
Starting at \$1,195\*




**BMT200**  
Manual Tooth Setter  
Sets two teeth at a time using a crank handle.  
Starting at \$1,995\*



**BMT250**  
Manual Tooth Setter  
Automatically sets two teeth at a time, with tooth counter and cycle stop.  
Starting at \$2,795\*

On your mark, get set!

Set in sawmill blades matters. A lot. Sharpness gets all the attention but set allows the blade to breathe and moves sawdust out of the cut. A properly set blade can be achieved with a professional tooth setter and the Wood-Mizer line is wide-ranging. Manual to automatic. Steady to quick. Any length. Any brand. Any profile. Blade set will be accurate and consistent and you will be all set to saw.



Here's a tip.

Take blade sharpening into your own hands and you will never have a dull moment or a dull blade. Most blades can be sharpened multiple times giving you like new blades out of your dull ones. This means a blade sharpener from Wood-Mizer makes a whole lot of sense. Put the spark in your sawmill blades with your own sharpening and have sharp blades always within your reach. A smart sawyer is a sharp sawyer.

**BMST50**  
CBN Sharpener and Tooth Setter  
Dual action sharpener and setter in one machine.  
Starting at \$1,695\*



**BMS25**  
Bandsaw Blade Sharpener  
Simple sharpener that runs on 12v battery (not provided).  
Starting at \$799\*



**BMS250**  
CBN Sharpener  
Save time and sharpen like a professional.  
Starting at \$1,995\*

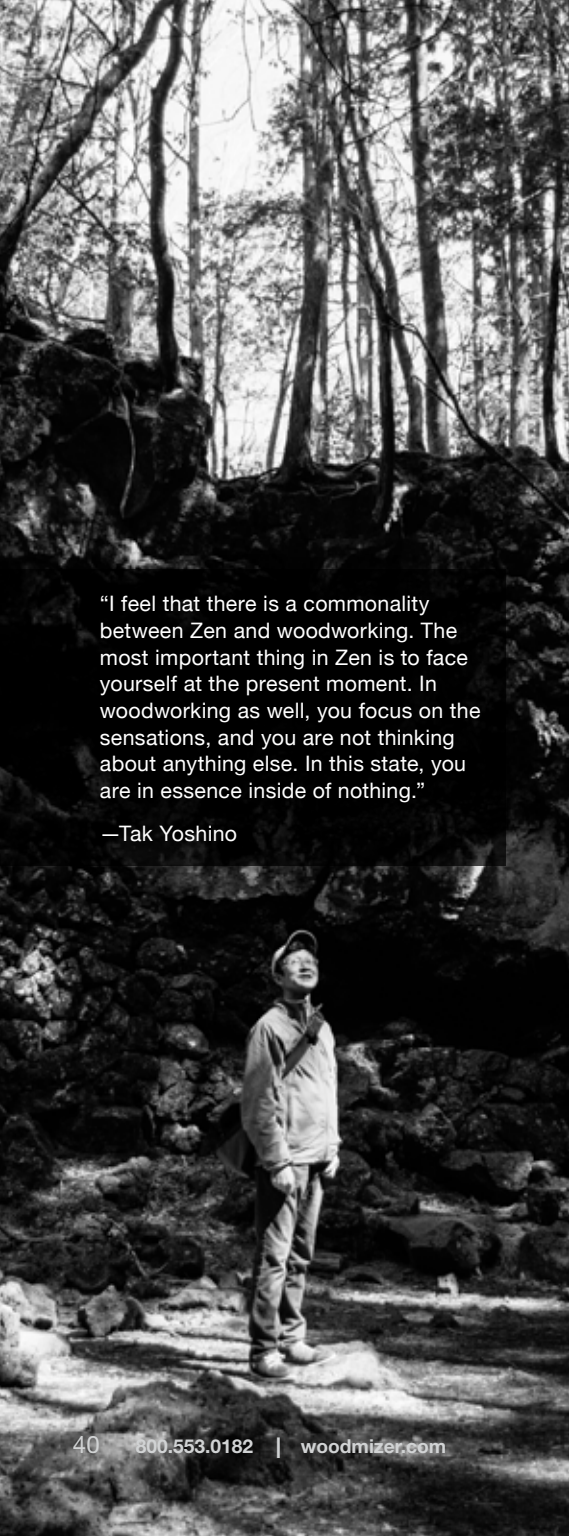


**BMS500**  
CBN Sharpener  
Industrial level sharpener for full time blade sharpening needs.  
Starting at \$5,995\*



**GRINDING WHEELS**  
And Accessories  
Starting at \$10.95\*





"I feel that there is a commonality between Zen and woodworking. The most important thing in Zen is to face yourself at the present moment. In woodworking as well, you focus on the sensations, and you are not thinking about anything else. In this state, you are in essence inside of nothing."

—Tak Yoshino

## UNLEASH YOUR CREATIVITY

Woodworking begins and ends with Wood-Mizer. Plane, mould, joint, flatten, and more to your heart's desire with our line of woodworking equipment. From Forest to Final Form® and everything in between, Wood-Mizer has you covered so you can unleash complete creative control from true start to finish.



At the base of Mt. Fuji in Japan, world-renowned woodworker and Wood-Mizer owner Tak Yoshino creates custom, handcrafted chairs that promote proper and healthy posture through the practice of Zen. As a result of his chairs receiving worldwide acclaim and an increasing number of woodworkers learning Japanese carpentry from Tak, he is currently building a woodworking school with sustainably harvested timber from his own forest.

## WOODWORKING EQUIPMENT



**MP160**  
Jointer/Planer  
Starting at \$4,495\*



**MP200**  
Two-Sided Planer/Moulder  
Starting at \$6,295\*



**MP260**  
Four-Sided Planer/Moulder  
Starting at \$11,995\*



**MP360**  
Four-Sided Planer/Moulder  
Starting at \$16,995\*



## Extraction Systems and Knives Available



**MB200**  
SLABMIZER  
Slab Flattener  
Starting at \$16,995\*

## GET SLAB HAPPY





As soon as you receive your Wood-Mizer, we know that our most important work has just begun. In addition to free training with every portable sawmill pick-up, industry-leading warranty, and free technical support, we provide many opportunities for you to get the most out of your Wood-Mizer. By joining the Pro Sawyer Network, your business is listed on woodmizer.com for free so that people looking to hire

a local sawyer can find you. You can also receive credits on your account by demonstrating your sawmill to others or by entering our popular Personal Best Contest which allows you to share projects you've milled and made. All of this and more is why nothing compares to the choices and benefits you get from Wood-Mizer.



## THE POWER OF CONNECTEDNESS

When you choose Wood-Mizer, you get more than a product, you are welcomed to the industry's largest family. Through social media groups, owner's days, and more, you are encouraged to share your Wood-Mizer story and listen to others. Whether you're talking with an owner next door or an owner in another country, we are all connected through Wood-Mizer. Now that's the Power of Connectedness.



LOG SPLITTERS

**FS300**  
29-Ton Commercial  
Log Splitter  
Starting at \$9,695\*



**FS350-SS**  
Dual Action 29-Ton Skid  
Steer Log Splitter  
Starting at \$6,995\*



**FS350**  
Dual Action 29-Ton Commercial  
Log Splitter  
Starting at \$11,195\*



**FS500**  
Dual Action 42-Ton  
Commercial Log Splitter  
Starting at \$14,895\*



\*All prices in U.S. dollars and are subject to change without notice.



**GIVE YOUR AXE THE AXE.**

This is not your grandfather's firewood splitter. Dual action wood splitting, reliable heavy-duty hydraulics, comfortable working height, and powerful commercial-rated splitting force make fast and easy work of your firewood rounds, wood chunks, and more so you can give your axe the axe and never look back.

## GRATEFUL STEWARDS OF OUR NATURAL RESOURCES

Wood is our world's most environmentally friendly building resource. When sustainably harvested, maintained, and replanted, our forests will continue to grow stronger and healthier. That's why we support tree replanting programs throughout the world and Wood-Mizer equipment is by nature a solution to capturing carbon from trees that have reached the end of their life cycle. By being grateful stewards of our natural resources, we are confident that we can continue to make a positive difference throughout the world.



Megan Offner co-founded New York Heartwoods, a woman-owned social enterprise LLC in Warwick, NY. Her mission is to regenerate forest vitality and local economies by building systems and relationships that maximize the value of "waste" trees.



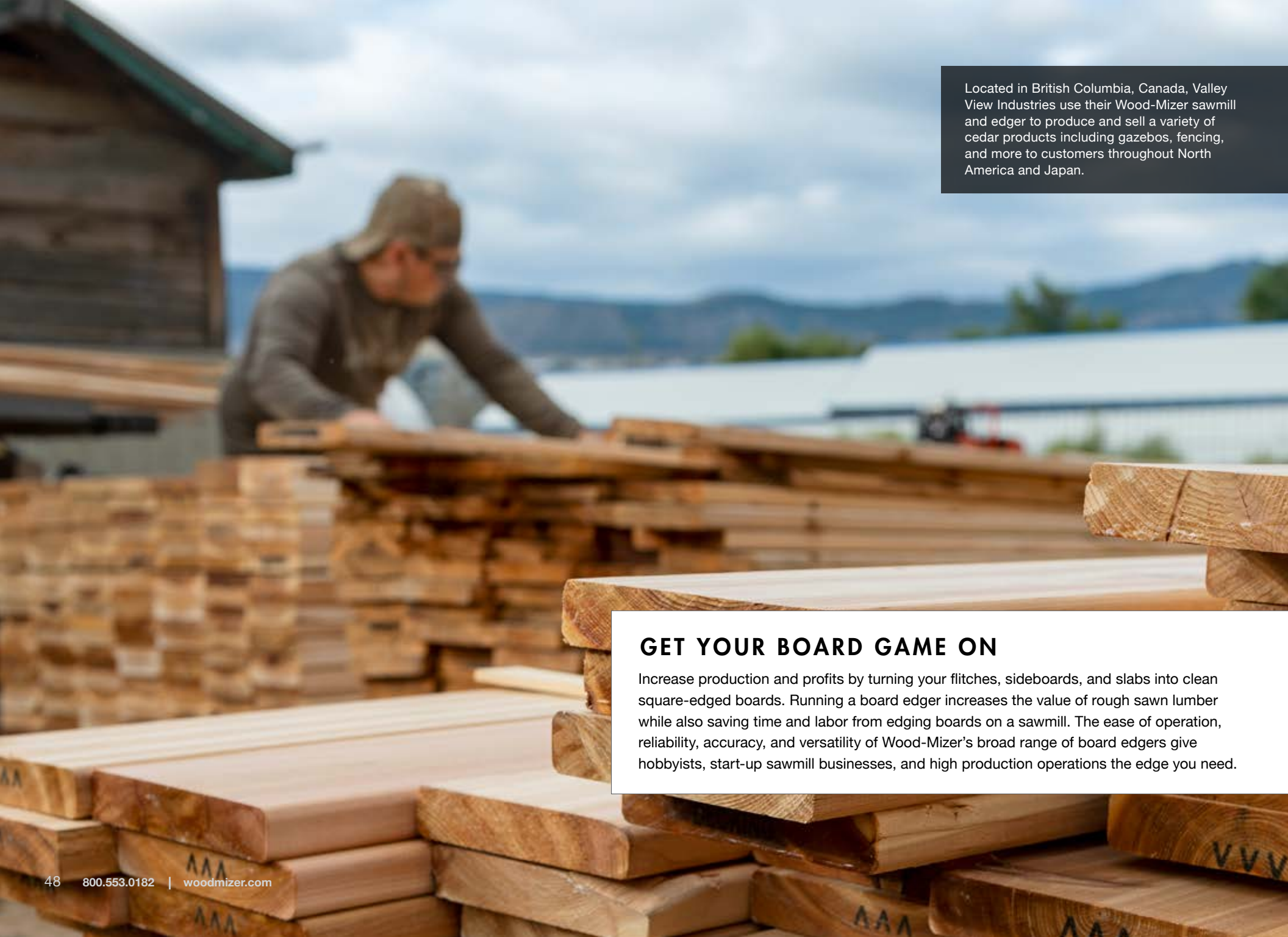
Every year in our cities and towns, thousands upon thousands of trees and the billions of board feet they contain are thrown away as garbage. What isn't dumped in landfills is buried on construction sites, ground up for mulch, or cut into firewood. At the same time, we pay dearly at lumber yards and home centers for many of the hardwoods and softwoods we continue to burn, bury, grind, and throw away.



Everyone we talk to about harvesting urban timber is enthusiastic about the idea and great strides are being taken through State Government and Urban Wood organizations throughout the USA. We also hear from people all over the world who want to know what they can do in their local cities and towns to help make a difference. Watch the Urban Sawmilling Video Series at [woodmizer.com/urban](http://woodmizer.com/urban).







Located in British Columbia, Canada, Valley View Industries use their Wood-Mizer sawmill and edger to produce and sell a variety of cedar products including gazebos, fencing, and more to customers throughout North America and Japan.

**GET YOUR BOARD GAME ON**

Increase production and profits by turning your flitches, sideboards, and slabs into clean square-edged boards. Running a board edger increases the value of rough sawn lumber while also saving time and labor from edging boards on a sawmill. The ease of operation, reliability, accuracy, and versatility of Wood-Mizer's broad range of board edgers give hobbyists, start-up sawmill businesses, and high production operations the edge you need.

**BOARD EDGERS**

**EG50**  
Single Blade Board Edger  
Starting at \$3,495\*



**EG100**  
Twin Blade Board Edger  
Starting at \$5,995\*



**EG200**  
Twin Blade Portable Board Edger  
Starting at \$12,895\*



**EG300**  
Industrial Multirip Twin Blade Board Edger  
Starting at \$15,295\*



**EG400**  
Industrial Twin Blade Board Edger  
Starting at \$41,995\*



**EG800**  
TITAN Industrial Manual Board Edger  
Starting at \$34,995\*



**MR200**  
TITAN Double Arbor Multirip  
Call for Pricing



**MR3000/MR5000**  
TITAN Industrial Multirip Board Edgers  
Call for Pricing



**EA1000/EA3000**  
TITAN Industrial Optimizing Board Edgers  
Call for Pricing



\*All prices in U.S. dollars and are subject to change without notice.

**HR120**

Horizontal Resaw  
Starting at \$9,495\*



**HR130**

Horizontal Resaw  
Starting at \$11,295\*



**HR150**

Horizontal Resaw  
Starting at



**HR250**

Horizontal Resaw  
Starting at



**HR300**

Horizontal Resaw  
Starting at \$15,295\*



**HR500**

Horizontal Resaw  
Starting at \$16,995 / Single Head



**HR700**

Horizontal Resaw  
Starting at \$39,595 / Two Heads



**HR1000**

Horizontal Resaw  
Starting at \$26,795 / Single Head



**REMARKABLE RESAWS. REAL RESULTS.**

Efficiently resaw cants and boards, recover valuable lumber from slabs, produce lap siding and more. The thin-kerf blade accuracy, increased yield, ease-of-operation, reliability, and versatility of Wood-Mizer's broad range of resaws see real results for your start-up or high production operation.






## MACHINES THAT MAKE YOU MONEY

The family owned, Coomer & Sons Sawmill, has worked with a variety of equipment over the years, but now operates with three Wood-Mizer Industrial thin-kerf headrigs and two multi-head horizontal resaws. By diversifying their business, they have developed a successful & profitable model that allows them to produce up to 18,000 board feet a day. Wood-Mizer Industrial equipment requires less money to purchase & maintain. Bring reliability and profitability into your business.

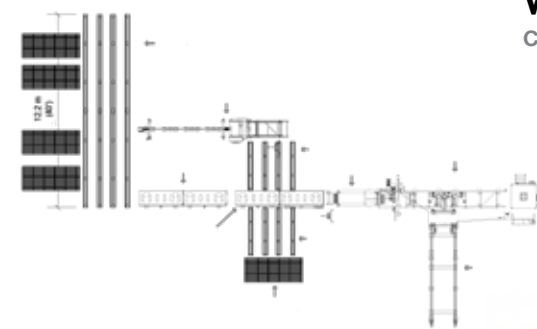
Manufacturing pallets for nearly 40 years, the Indiana, USA based sawmill company has grown from a small garage start-up into a commercial-sized operation.

## INDUSTRIAL EQUIPMENT

### WM4500 Industrial Headrig Starting at \$119,995\*



### WM4500 SYSTEMS Call for Pricing



\*All prices in U.S. dollars and are subject to change without notice.

## MATERIAL HANDLING



**Log Decks**  
Starting at \$11,995\*



**Incline Conveyors**  
Starting at \$7,195\*



**Modular Conveyor**  
Call for Pricing



**Three Way Conveyor**  
Starting at \$15,295\*



**Roll Case Conveyor**  
Starting at \$9,195\*



**Sawdust Conveyor**  
Starting at \$4,195\*



**Transfer Table**  
Starting at \$9,495\*



**Green Chain**  
Starting at \$9,195\*

# WHICH SAWMILL IS RIGHT FOR YOU?

Simply answer the questions and follow the path to see which models are best suited to you and your needs. For additional expert advice, contact your nearest Wood-Mizer Representative or call 800.553.0182.

START HERE



**HOBBY/OCCASIONAL SAWING**  
I want to make furniture, crafts, other.



**PROJECTS**  
I want to build a barn, deck, fence, house, other.

What is your budget?	\$	\$3,295 - \$8,195
	\$\$	\$10,190 - \$23,595
	\$\$\$	\$25,995 - \$43,595
	\$\$\$\$	\$59,995 - \$119,995

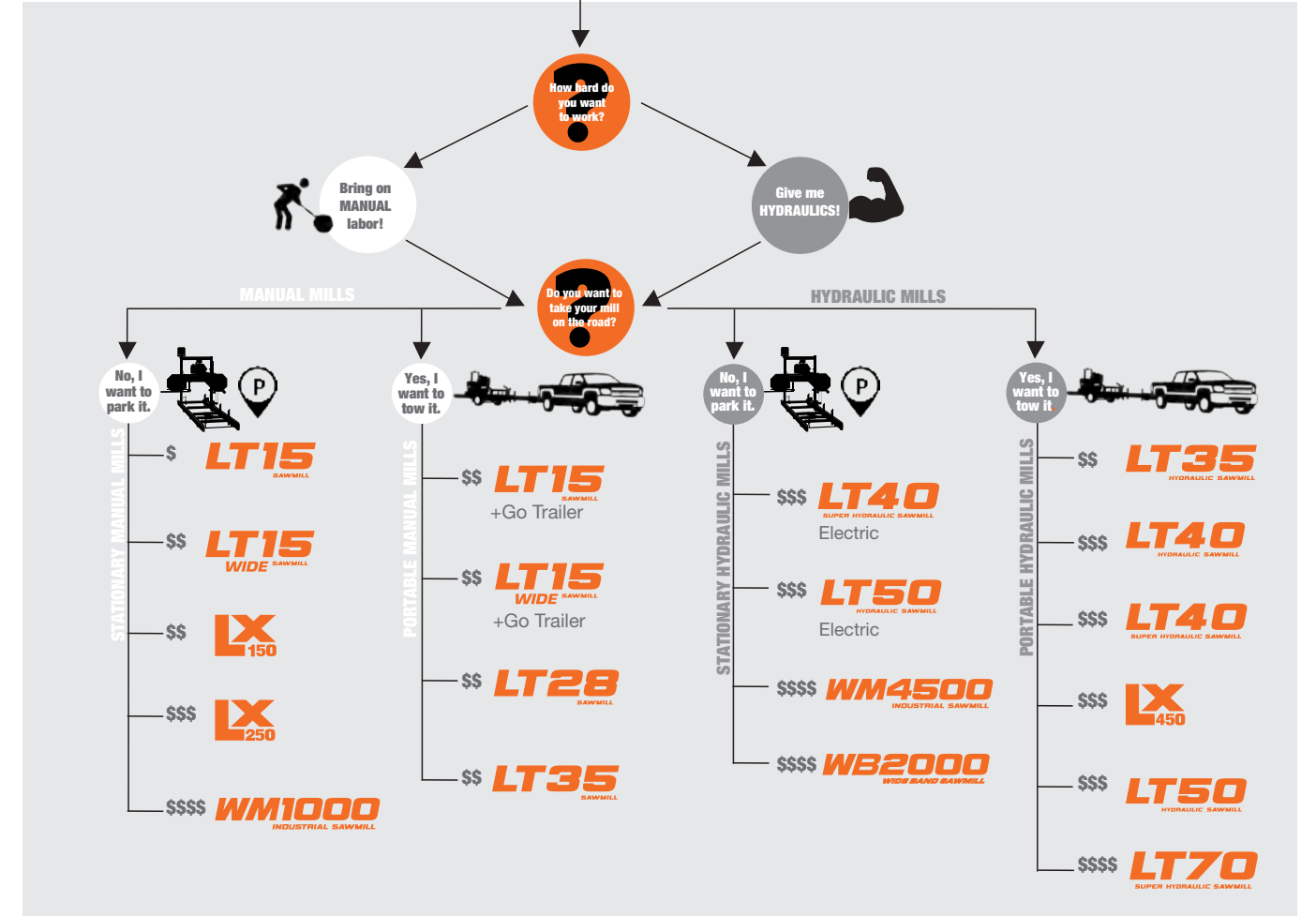
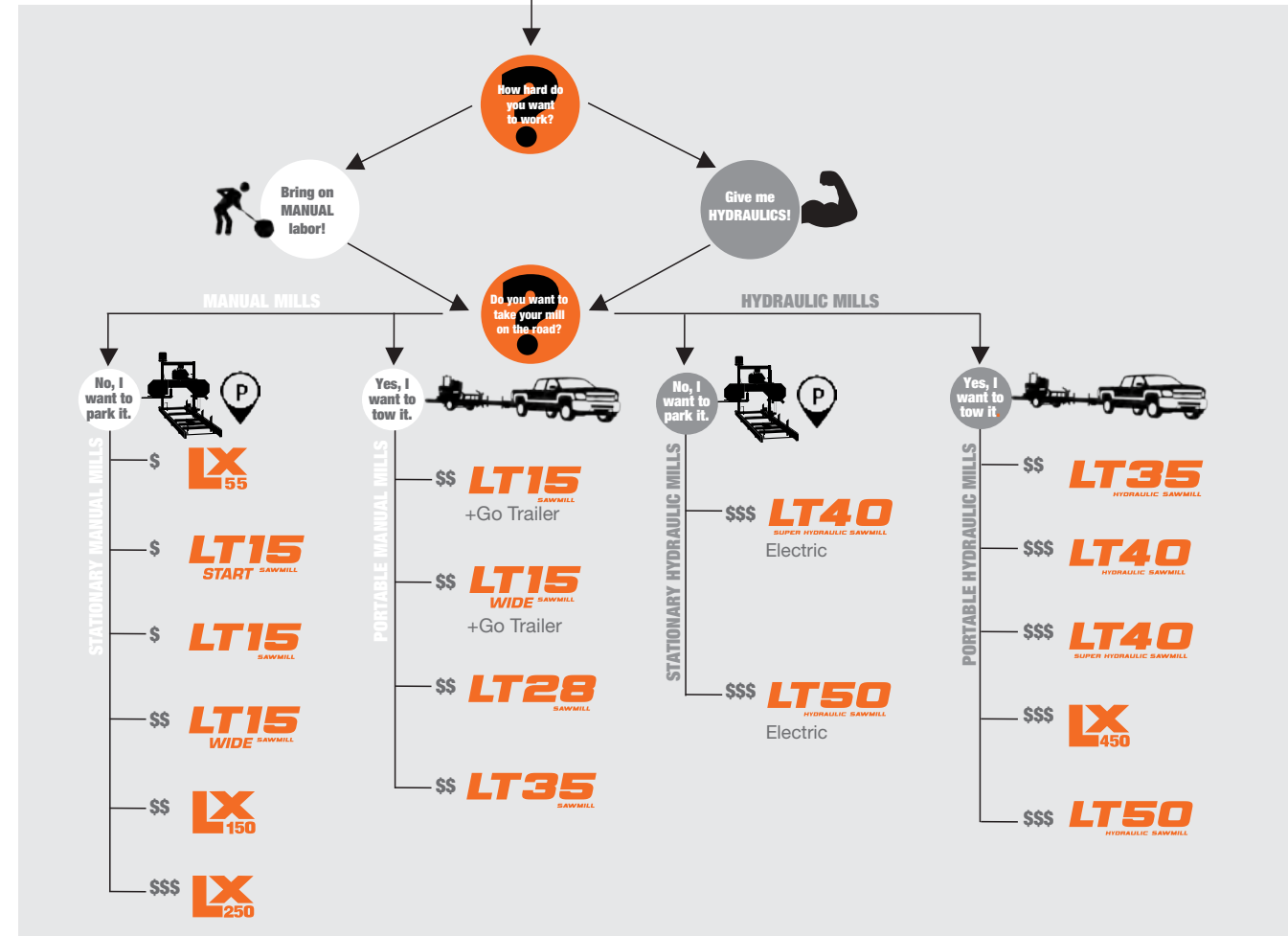
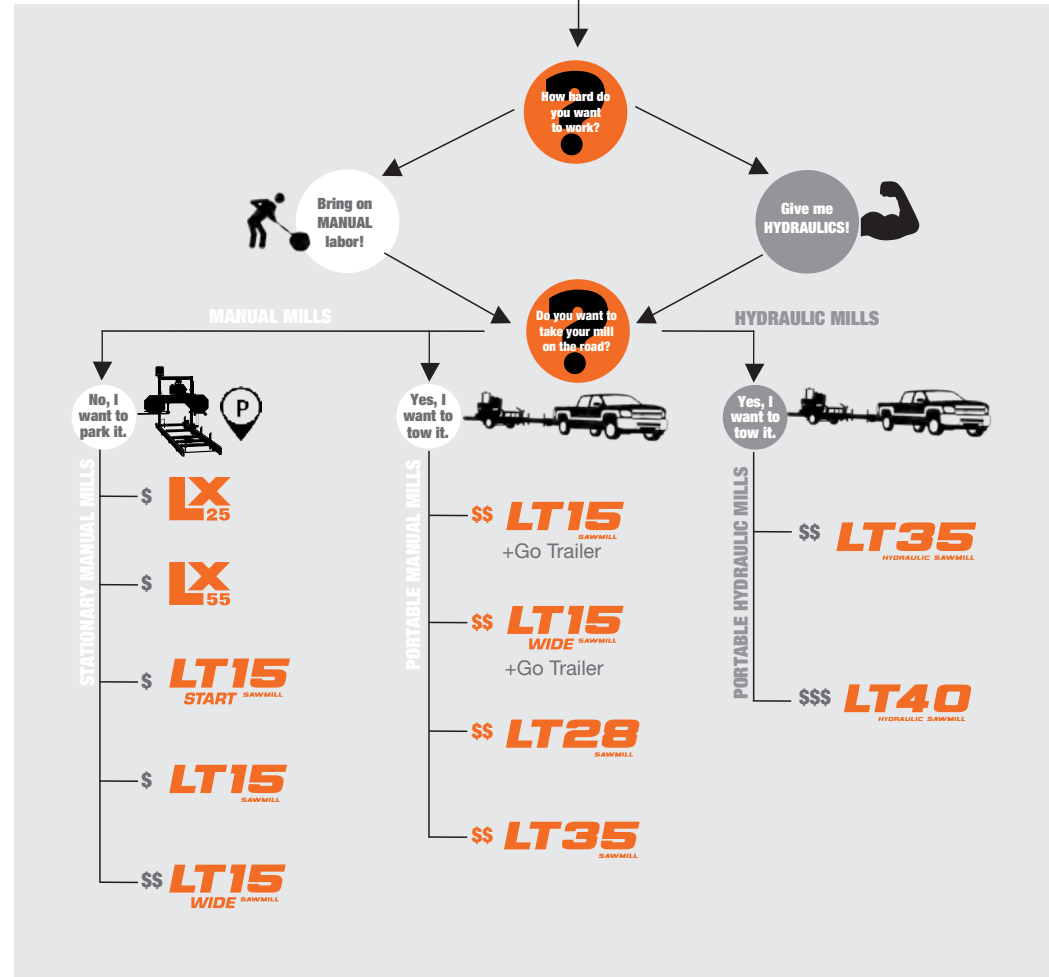


**BUSINESS**  
I want to start a business & make money.



**COMMERCIAL LEVEL BUSINESS**  
I want to start a commercial-sized business.

**Wood-Mizer systems**  
INDUSTRIAL SAWMILLING SOLUTIONS





**KS50**  
Solar Kiln Kit  
Starting at \$1,595\*



**KD150**  
Dehumidification Kiln  
Starting at \$3,995\*

Wood-Mizer Kilns Build Businesses From Coast to Coast. Just ask these experts! Kiln dried lumber typically sells for a third more than green lumber and eliminates the need for customers to incur costs associated with drying lumber before use.



Nathan Elliott, Out of the Woods Forestry



Chris Young, Young Bat Company



Jennifer Alger, Far West Forest Products



Brian Presnell, Indy Urban Hardwoods



**KD250**  
Dehumidification Kiln  
Starting at \$7,995\*



**KD450**  
Dehumidification Kiln  
Starting at \$28,495\*



**KD550**  
Dehumidification Kiln  
Starting at \$49,495\*



**KILN DRIED LUMBER = PROFITABLE LUMBER**

Lumber that is not dried under controlled conditions is prone to warping and other degrade that diminishes its selling price and workability. With a Wood-Mizer Kiln, successful drying for better profitability is easy and affordable for virtually any size operation.



Having a solid foundation is a stepping stone to greatness. When the first Wood-Mizer was built in 1982, that greatness was brought to fruition. Now, with more than 100,000 customers worldwide, Wood-Mizer sawmills have proven the ability to withstand the test of time & timber. Backed by a one-of-kind warranty and steadfast customer service, Wood-Mizer has become a name synonymous with quality and reliability. We are committed to providing each and every customer with the highest-quality equipment and service necessary to help them in their lives. Modern

manufacturing in the heart of the Midwest guarantees maximum quality at an affordable price. Wood-Mizer equipment is built to last with premium steel, powder coat paint, and the highest quality components that you expect from anything that is branded with the Wood-Mizer name. In addition to an experienced and dedicated service team, we have a large, global family with a community of owners who are making a difference in so many ways. We believe that we can build a better world today and tomorrow for millions of people with wood.



## HEARTS, HANDS, AND MINDS AT WORK.

We pride ourselves on the dedication each team member has to their work. The proof is in the product and the hard work and determination put in to every mill reflects just that. Wood-Mizer isn't just a name, it's a family, a place where we bleed orange and come together to make a better product for you and your family. From forest to final form, Wood-Mizer is here for you, every step of the way.

# Wood-Mizer



## GROW YOUR PALLET BUSINESS. SKY'S THE LIMIT!

Livengood Pallet Service was started in 1984 by owner Jerry Livengood when he began transporting and selling pallets with a pickup truck and using his parents' backyard to store his inventory. Now, two Wood-Mizer Pallet Hawg Pallet Dismantlers are the centerpiece of this operation. "Each dismantler is operated by one person and dismantles upwards of 350 pallets per day, per person. With the Wood-Mizer Pallet Hawg, the possibilities are endless."

—Jerry Livengood

### PALLET EQUIPMENT

#### PD200 PALLET HAWG®

##### Pallet Dismantler

One or two-person operation and designed for a full range of pallet recycling including pallet prep and recovery.

Starting at \$11,600\*



#### PC200

##### Power Feed Trim Saw

Engineered to efficiently trim the ends of deck boards and stringers for manufacturing recycled pallets.

Starting at \$10,900\*



Built in the USA with premium quality components, the Pallet Hawg Pallet Dismantler and the PC200 Single End Power Feed Trim Saw are backed by the same level of service, quality, and safety features shared by the entire family of Wood-Mizer wood processing and pallet recycling equipment. They are both designed for low maintenance costs and service. Both machines are designed to help build your business, one pallet at a time.



## ALWAYS WORKING SMARTER.

The SLP (Smart Log Processing) line uses thin-kerf blades on each sawmill unit in the line to deliver better log yield than other processing methods. Because the line is modular, machines in the line can be arranged to suit cutting needs as the market changes. Smart, isn't it?

### SMART LOG PROCESSING EQUIPMENT



**SVS**  
Twin Vertical Saw  
Starting at \$19,595\*




**TVS**  
Twin Vertical Saw  
Starting at \$38,190\*



**SHS**  
Single Horizontal Saw  
Starting at \$41,680\*

### SLP SYSTEMS

Smart Log Processing  
Call for Pricing



### MATERIAL HANDLING



3 Strand Log Deck  
\$13,695\*



2 Strand Log Deck  
\$11,595\*



Log Incline Deck  
\$15,995\*



Cross Transfer Deck  
\$7,595\*



Idle Roller Table  
\$995\*



Cross Roller Table  
\$1,995\*



Turning/Positioning System  
\$53,995\*

\*All prices in U.S. dollars and are subject to change without notice.





### WB2000

Wide Band High Performance Professional Sawmill  
Call for Pricing




### EA3000

Optimized Edger System  
Call for Pricing



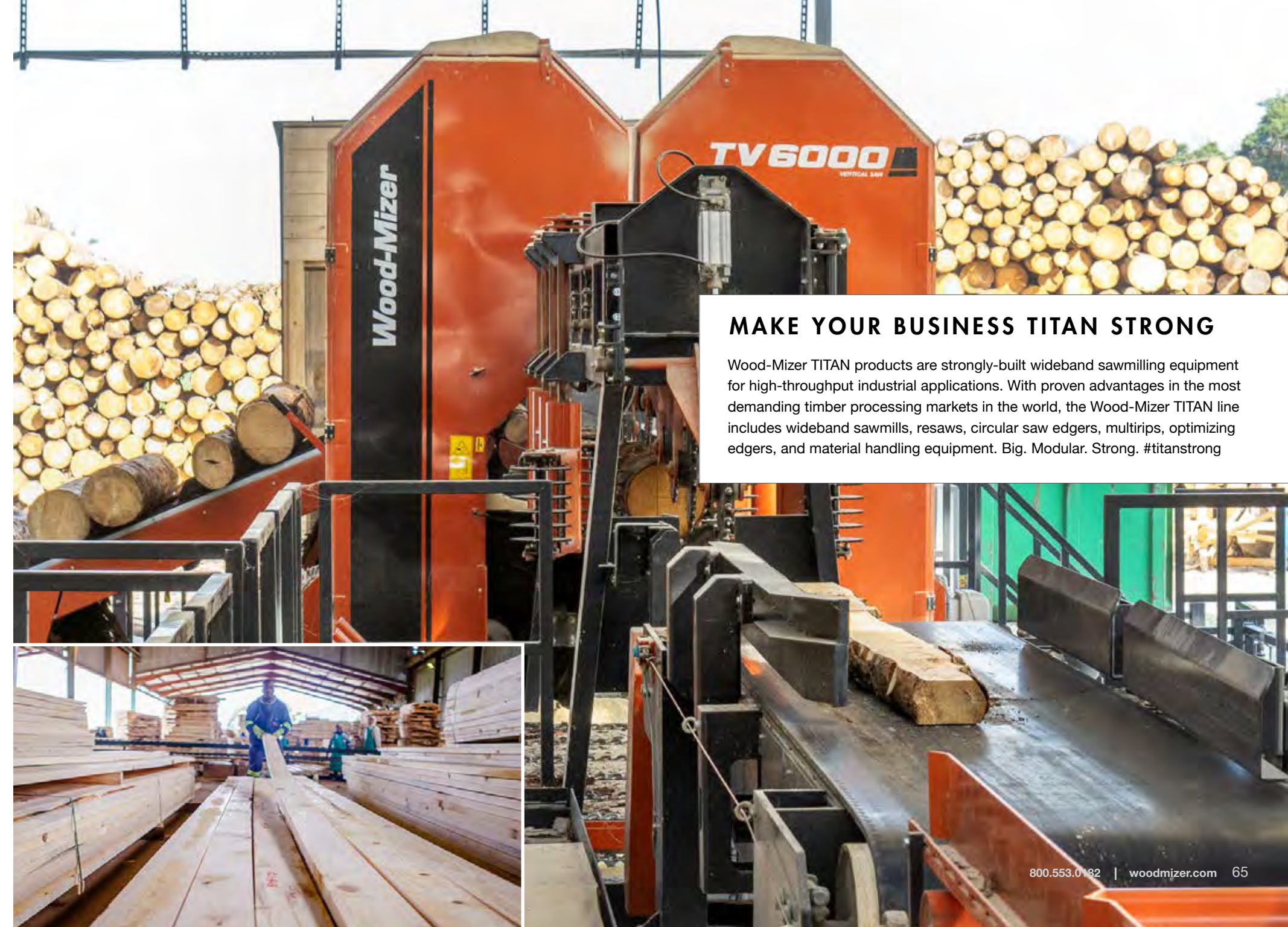

### TV2000

Sawing Lines  
Call for Pricing



### TV4000/TV6000

Sawing Lines  
Call for Pricing



## MAKE YOUR BUSINESS TITAN STRONG

Wood-Mizer TITAN products are strongly-built wideband sawmilling equipment for high-throughput industrial applications. With proven advantages in the most demanding timber processing markets in the world, the Wood-Mizer TITAN line includes wideband sawmills, resaws, circular saw edgers, multitrips, optimizing edgers, and material handling equipment. Big. Modular. Strong. #titanstrong



In Oregon, the Schultz family fills their days with woodland adventures, homesteading, and raising the next generation of nature conservationists. "We love our community and are dedicated to promoting the use of ethically salvaged trees." See their stories on Instagram: oregon\_wood\_slabyrinth.

## YOU'RE GETTING MORE THAN A SAWMILL

Wood-Mizer started with a sawmill & a dream. Now, over 35 years later, we're still in the dream business. From homesteaders to large production sawmills, one thing is for certain, Wood-Mizer has proven to be the number one choice for Sawmillers across the globe. The time is now. Wood-Mizer is here to help you make your dream a reality. Live the Wood Life.™



### 30-Day Money-Back Sawmill Guarantee\*

Get peace of mind from the start. If you are not completely satisfied, you may return within 30 days after delivery for a full refund of your purchase price.



### Two-Year Warranty\*

ALL Wood-Mizer sawmills, resaws, and edgers are warranted against defective workmanship and materials for two (2) years.



### Five-Year Chassis Warranty\*

The chassis on Wood-Mizer portable sawmills is warranted against defective workmanship and materials for five (5) years. This warranty covers the chassis on the LT70, LT50, LX450, LT40, LT35, and LT28 sawmill models only.



### 20 North American Locations

Ready to meet your sawmill needs with parts & blades for fast shipment or pickup at our 15 USA and 5 Canada sales centers.



### Online Store

Visit woodmizer.com to conveniently and securely order select sawmills, parts, blades, and more 24/7! Available in the USA and Canada.



### Financing

Check out our financing options. Owning a Wood-Mizer may be more affordable than you think!



### Legendary Service and Support

Ask any of our more than 100,000 customers, and they will tell you that Wood-Mizer is a company that fulfills its promises and stands behind its products. To us, it's not just a way to do business – it's the only way to do business.

“Wood-Mizer says what they do and does what they say!”

—Chris McConnell, South Carolina



### Owner's Manuals and Support Pack

Wood-Mizer gets you started off right. Every new customer receives a complete set of comprehensive owner's manuals, some basic supplies for starting your business, and two Wood-Mizer hats.



### Pro Sawyer Network

As a Wood-Mizer owner, you get the opportunity to join an elite club of sawyers who can gain extra business by being listed on Wood-Mizer's online local sawyer directory.



### Network with Wood-Mizer owners

Watch hundreds of videos on YouTube or join the discussion on our Facebook groups and social media. Want to talk with an owner? Call today and we will locate someone in your area!



### Free Sawmill Pickup

No fees on any portable sawmill picked up at one of our contiguous USA Wood-Mizer locations.



### The Wood-Mizer Way

When you join our family of owners, we stay in touch with our customer magazine, The Wood-Mizer Way. It highlights customers and their projects along with helpful sawing tips and technical advice.



### Built in the USA

Our portable sawmills are proudly built in the USA, since 1982.

## MANUAL SAWMILL SPECIFICATIONS Need more information to help you decide which mill is right for you? Call us! You can also view or download product specifications at woodmizer.com.

MANUAL SAWMILLS	LX25	LX55	LT15START	LT15	LT15WIDE	LT28
<b>Log Lengths</b>	12'5" (3.8 m) or no limit	12'5" (3.8 m) or no limit	11' (3.3 m) or no limit	17'8" (5.4 m) or no limit	17'8" (5.4 m) or no limit	21' (6.4 m) & up to 45' (13.7 m) w/BX
<b>Log Diameter</b>	26" (660 mm)	26" (660 mm)	28" (710 mm)	28" (710 mm)	36" (914 mm)	32" (810 mm)
<b>Max. Width of Cut</b>	22" (558 mm)	22" (558 mm)	26" (660 mm)	26" (660 mm)	35" (901 mm)	26" (660 mm)
<b>Production Rates<sup>2</sup></b>	up to 140 bd ft/hr (.33 m <sup>3</sup> /hr)	up to 180 bd ft/hr (.42 m <sup>3</sup> /hr)	up to 240 bd ft/hr (.57 m <sup>3</sup> /hr)	up to 320 bd ft/hr (.75 m <sup>3</sup> /hr)	up to 375 bd ft/hr (.88 m <sup>3</sup> /hr)	up to 350 bd ft/hr (.82m <sup>3</sup> /hr)
<b>Power</b>	7 HP (5.2 kW) Gas 9.5 HP (7.1 kW) Gas	9.5 HP (7.1 kW) Recoil Gas Start 14 HP (10.4 kW) Recoil Gas Start 7.5 HP (5.5 kW) Electric 1PH	14 HP (10.4 kW) Recoil Gas Start	19 HP (14.1 kW) or 25 HP (18.6 kW) Gas 10 HP (7.5 kW) or 17 HP (12.7 kW) Diesel 10 HP (7.5 kW) Elec 1PH 10 HP (7.5 kW) Elec 3PH	25 HP (18.6 kW) Gas 17 HP (12.7 kW) Diesel 10 HP (7.5 kW) Elec 1PH 10 HP (7.5 kW) Elec 3PH	19 HP (14.1 kW) Gas 25 HP (18.6 kW) Gas 17 HP (12.7 kW) Diesel
<b>Feed System</b>	Push Feed Bar	Push Feed Bar	Push Feed Bar	Hand Crank, Power Feed (Opt)	Hand Crank, Power Feed (Opt)	Hand Crank, Power Feed (Opt)
<b>Up/Down</b>	Hand Crank	Hand Crank	Hand Crank	Hand Crank	Hand Crank	Hand Crank
<b>Blade Lubrication</b>	Basic Water Lube - manual valve	Basic Water Lube - manual valve	Water lube w/ Convenient on/off	Water lube w/ Convenient on/off	Water lube w/ Convenient on/off	Basic Water Lube - manual valve



MANUAL SAWMILLS	LX150	LT35	LX250
<b>Log Lengths</b>	18'6" (5.7 m) or no limit	21' (6.4 m) & up to 45' (13.7 m) w/BX	13' (4 m)
<b>Log Diameter</b>	36" (914 mm)	32" (810 mm)	55" (1,397 mm)
<b>Max. Width of Cut</b>	35" (901 mm)	26" (660 mm)	54" (1,384 mm)
<b>Production Rates<sup>2</sup></b>	up to 375 bd ft/hr (.88 m <sup>3</sup> /hr)	up to 375 bd ft/hr (.88m <sup>3</sup> /hr)	N/A
<b>Power</b>	25 HP (18.6 kW) Gas	25 HP (18.6 kW) Gas 24 HP (17.9 kW) Diesel	38 HP (28.3 kW) Gas 15 HP (11 kW) Elec 3PH
<b>Feed System</b>	12V Electric-Power Feed	12V Electric-Power Feed	12V Electric-Power Feed
<b>Up/Down</b>	12V Electric	12V Electric	12V Electric
<b>Blade Lubrication</b>	Water lube w/ Convenient on/off	Basic Water Lube - manual valve	Water lube - Auto on/off (LMS Opt)

## HYDRAULIC SAWMILL SPECIFICATIONS

HYDRAULIC SAWMILLS	LT35HD	LT40HD	LT40HDS	LX450	LT50HD	LT70HD <small>(Not featured. Avail. for special order)</small>	LT70HDS
<b>Log Lengths</b>	21' (6.4 m) and up to 45' (13.7 m) w/BX	21' (6.4 m) and up to 45' (13.7 m) w/BX	21' (6.4 m) and up to 45' (13.7 m) w/BX / Short 16'(5 m)	28.5' (8.7 m) w/BX	21' (6.4 m) and up to 45' (13.4 m) w/BX	20'2" (6.1 m) and up to 44'2" (13.4 m) w/BX (non-remote only)	20'2" (6.1 m) and up to 26'2" (8 m) w/BX
<b>Log Diameter</b>	32" (810 mm)	36" (910 mm)	36" (910 mm)	36" (910 mm)	36" (910 mm)	36" (910 mm)	36" (910 mm)
<b>Max. Width of Cut</b>	26" (660 mm)	28" (711 mm) WIDE: 34" (863 mm)	28" (711 mm) WIDE: 34" (863 mm)	34" (863 mm)	28" (711 mm) WIDE: 34" (863 mm)	28" (711 mm) WIDE: 34" (863 mm)	28" (711 mm) WIDE: 34" (863 mm)
<b>Production Rates<sup>2</sup></b>	up to 500 bd ft/hr (1.2 m <sup>3</sup> /hr)	up to 550 bd ft/hr (1.3 m <sup>3</sup> /hr)	up to 675 bd ft/hr (1.6 m <sup>3</sup> /hr)	up to 700 bd ft/hr (1.7 m <sup>3</sup> /hr)	up to 700 bd ft/hr (1.7 m <sup>3</sup> /hr)	up to 940 bd ft/hr (2.2 m <sup>3</sup> /hr)	up to 1050 bd ft/hr (2.5 m <sup>3</sup> /hr)
<b>Power</b>	25 HP (18.6 kW) Gas 24 HP (17.9 kW) Diesel	26.5 HP (19.7 kW) Gas 38 HP (28.3 kW) Gas 35 HP (26.1 kW) YANMAR Diesel	25 HP (18.6 kW) 3PH Electric 38 HP (28.3 kW) Gas 35 HP (26.1 kW) YANMAR Diesel	26 HP (19.1 kW) 3PH Electric 38 HP (28.3 kW) Gas 35 HP (26.1 kW) YANMAR Diesel	25 HP (18.6 kW) 3PH Electric 38 HP (28.3 kW) Gas 35 HP (26.1 kW) YANMAR Diesel	25 HP (18.6 kW) 3PH Electric 30 HP (22.4 kW) 3PH Electric	55 HP (41 kW) YANMAR Diesel
<b>Feed System</b>	Basic 12V Electric	Basic 12V Electric	High-Output 12V Electric	High-Output 12V Electric	High-Output 12V Electric	High-Output 12V Electric	Advanced Hydraulic (Fully Proportional)
<b>Up/Down</b>	Basic 12V Electric	Basic 12V Electric	High-Output 12V Electric	High-Output 12V Electric	High-Output 12V Electric	High-Output 12V Electric	Advanced Hydraulic (Fully Proportional)
<b>Log Turner</b>	Heavy-Duty Claw (Hydraulic)	Heavy-Duty Claw (Hydraulic)	Heavy-Duty Claw (Hydraulic)	Bi-directional Chain (Hydraulic)	Bi-directional Chain (Hydraulic)	Bi-directional Chain (Hydraulic)	Bi-directional Chain (Hydraulic)
<b>Accuset<sup>®</sup> 2 Networks</b>	N/A (SimpleSet Networks)	Optional (SimpleSet Networks)	Standard	Standard	Standard	Standard	Advanced Hydraulic Networks
<b>Blade Lubrication</b>	Basic Water Lube - manual valve	Advanced Water Lube - Auto on/off	Advanced Water Lube - Auto on/off	Advanced Water Lube - Auto on/off	Advanced Water Lube - Auto on/off	LubeMizer <sup>®</sup> Standard	LubeMizer <sup>®</sup> Standard



## INDUSTRIAL SAWMILL SPECIFICATIONS

INDUSTRIAL SAWMILLS	WM1000	WM4500	WB200
<b>Log Lengths</b>	No limit, based on rail length	22' 6" (6.9 m)	17' (5.2 m)
<b>Log Diameter</b>	67" (1.7 m)	40" (1 m)	35" (900 mm)
<b>Throat Height</b>	39" (991 mm)	16" (406 mm)	
<b>Power</b>	50 HP (37.3 kW) Elec	30 HP (22.4 kW) Elec	40 HP (30 kW) Elec 50 HP (37 kW) Elec



## LOG SPLITTERS SPECIFICATIONS

LOG SPLITTERS	FS300	FS350SS <small>Skid Steer</small>	FS350
<b>Splitting Function</b>	One-Directional	Bi-Directional	Bi-Directional
<b>Maximum log length</b>	24" (609 mm)	24" (609 mm)	24" (609 mm)
<b>Optimum log diameter</b>	24"-26" (609 mm - 660mm)	24"-26" (609 mm - 660mm)	24"-26" (609 mm - 660mm)
<b>Splitting (tons/psi)</b>	29 tons (26 metric tons)	29 tons (26 metric tons)	29 tons (26 metric tons)
<b>Engine type/size</b>	Honda Gas / 390cc	N/A	Honda Gas / 688cc
<b>Starter</b>	Electric Start	N/A	Electric Start
<b>Pump</b>	2 Stage - 22 GPM (83.2 LPM)	N/A	2 Stage - 22 GPM (83.2 LPM)
<b>Cylinder size</b>	5" (127 mm)	5" (127 mm)	5" (127 mm)
<b>Wing trays</b>	One	Two	Two

Need more information? Call us! You can also view product specifications at woodmizer.com.



## JOINTER/PLANER/MOULDERS SPECIFICATIONS

JOINTER/PLANER/MOULDERS	MP160	MP200	MP260	MP360
<b>Jointer width with fence</b>	9" (228 mm)			
<b>Jointer table length</b>	55 5/8" (1,414 mm)			
<b>Jointer, chip thickness</b>	5/16" (8 mm)			
<b>Jointer fence</b>	6" x 43 3/8" (152mm x 1,101 mm)			
<b>Width</b>	16" (406 mm)			
<b>Height</b>	9 1/2" (241 mm)			
<b>Planer table length</b>	25 1/2" (647 mm)			
<b>Planer, chip thickness</b>	1/8" (4 mm)			
<b>4-sided planing/moulding</b>				
<b>Width of board</b>			1" - 10 1/4"	1" - 10 1/4"
<b>Height of board</b>			1/4" - 4"	1/4" - 6"
<b>2-sided planing/moulding</b>				
<b>Width of board</b>		11 13/16"	1" - 11 13/16"	1" - 16 1/8"
<b>Height of board</b>		7/16" - 8 7/8"	1/4" - 9"	1/4" - 9"
<b>1-side planing/moulding</b>				
<b>Width of board</b>		16"	1" - 16"	1" - 20"
<b>Height of board</b>		8 7/8"	1/4" - 9"	1/4" - 9"
<b>Power</b>	MP160EA3U/ MP160EB3U - 0.25 HP MP160EB3U-V - 0.5 HP	1/2 HP	0.5 HP	1 HP
<b>Fixed feed speed</b>	16 ft/min 60 Hz	16 ft/min		
<b>Variable feed speed</b>	6 - 39 ft/min	6 - 40 ft/min	7 - 47 ft/min 60HZ 6 - 39 ft/min 50 HZ	12 - 60 ft/min 60HZ 10 - 49 ft/min 50 HZ
<b>Electrical</b>				
<b>Total power</b>	3.5 HP / 4 HP	8.5 HP	18 HP	22 HP
<b>Connection</b>	1PH or 3PH, 240V/60Hz	1PH, 240V	3PH, 230V, 20A or 1PH, 230V, 50A	3PH, 230V, 50A

Need more information? Call us! You can also view product specifications at woodmizer.com.



## BOARD EDGERS SPECIFICATIONS

BOARD EDGERS	EG50 Single Blade	EG100 Twin Blade	EG200 Twin Blade	EG300 Industrial Edger	EG400 Industrial Edger	EG800 Titan Edger	MR200 Titan Multitrip	MR3000 MR5000 Titan Multitrips	EA1000 EA3000 Titan Edgers
<b>Board Width</b>	1.5" (38 mm) - 12" (305 mm)	1.5" (38 mm) - 12" (305 mm)	3" (76 mm) - 5" (381 mm)	2.36" (60 mm) - 16.5" (420 mm)	3" (76 mm) - 28" (711 mm)	max 25.2" (640 mm)	21.25" (540 mm)	max 27" (686 mm)	max 22.5" (572 mm)
<b>Board Thickness</b>	.025" (6.4 mm) - 2.25" (57 mm)	.025" (6.4 mm) - 2" (51 mm)	.025" (6.4 mm) - 2" (51 mm)	0.44" (11 mm) - 2.25" (57 mm)	1" (25 mm) - 4" (102 mm)	.047" (12 mm) - 4" (102 mm)	1.18" (30 mm) - 7.87" (200 mm)	3" (76 mm) - 6.3" (160 mm) 3" (76 mm) - 9.4" (240 mm)	.75" (19 mm) - 1.8" (45 mm) .75" (19 mm) - 4" (102 mm)
<b>Feed Speed</b>	Variable	29 fpm (8.8 mpm)	55 - 70 fpm (16 - 21 mpm)	3-way adjust 46/56/59 fpm (14/17/18 mpm)	1" - 111 fpm (25 mm - 34 mpm) 2" - 78 fpm (51 mm - 24 mpm) 4" - 44 fpm (102 mm - 13 mpm)	130 fpm (40 mpm)	5 - 50 fpm (1.5 - 15 mpm)	130 fpm (40 mpm)	262 - 459 fpm (80 - 140 mpm) 492 - 820 fpm (150 - 250 mpm)
<b>Power</b>	Gas 10 HP (7.4 kW)	Gas 14 HP (10.4 kW) Electric 10 HP (7.4 kW) - 230V 1PH or 3 PH, 460V 3PH	Gas 26.5 HP (19.7 kW) Diesel 24 HP (17.9 kW) Electric 15 HP (11 kW)	Electric 25 HP (18.5 kW) 480V/60Hz 3Ph	Electric 30 HP (22 kW) 480V/60Hz 3Ph	40 HP (30 kW)	Top Spindle 20 HP (15 kW) Optional 25 HP (18.5 kW) 30 HP (22 kW) 40 HP (30 kW) Lower Spindle 20 HP (15 kW) Optional 25 HP (18.5 kW) 30 HP (22 kW) 40 HP (30 kW)	2x 60 HP motors (2x45 kW) 100 HP & 120 HP (75 kW & 90 kW)	30 & 40 HP (22 & 30 kW) 2x 40 HP (2x 30 kW)



## RESAWS SPECIFICATIONS

RESAWS	HR120	HR130	HR150	HR250	HR300	HR500	HR700	HR1000
<b>Width</b>	1" (25 mm) - 16" (406 mm)	1" (25 mm) - 16" (406 mm)	1" (25 mm) - 12" (305 mm)	1" (25 mm) - 11.5" (292 mm)	1" (25 mm) - 10" (250 mm)	3" (75 mm) - 11.75" (300 mm)	3" (75 mm) - 15.75" (400 mm)	1" (25 mm) - 12" (305 mm)
<b>Height</b>	.025" (6.4 mm) - 12" (305 mm)	.025" (6.4 mm) - 12" (305 mm)	.02" (5 mm) - 6.75" (170 mm)	.02" (5 mm) - 6.75" (170 mm)	0.4" (10 mm) - 25" (635 mm)	0.4" (10 mm) - 15.75" (400 mm)	0.37" (9 mm) - 15.75" (400 mm)	12" (305 mm) Max
<b>Minimum Length</b>	18" (457 mm)	18" (457 mm)	12" (305 mm)	24" (610 mm)	18" (460 mm)	47" (1,200 mm)	47" (1,200 mm)	28" (711 mm)
<b>Power</b>	Gas 19 HP (14.7 kW) Gas 25 HP (18.6 kW) Diesel 17 HP (12.7 kW) Electric 10 HP (7.5 kW) 230V 1 PH	Electric 15 HP (11 kW) - 230V 3PH or 460V 3PH	Electric 25 HP (18.5 kW)	Electric 25 HP (18.5 kW)	Electric 10 HP (7.5 kW) 220V 1PH Electric 20 HP (15 kW) 230V 3PH Electric 20 HP (15 kW) 380V 3PH Electric 20 HP (15 kW) 480V 3PH Electric 25 HP (18.5 kW) 230V 3PH Electric 25 HP (18.5 kW) 480V 3PH	Electric 15 HP (11.2 kW) 460V 3PH per head	Electric 20 HP (15 kW) 460V 3PH per head Electric 30 HP (22.4 kW) 460V 3PH per head	Electric 25 HP (18.5 kW) 460V 3PH per head

Need more information? Call us! You can also view product specifications at woodmizer.com.



## KILN DRYING SYSTEMS SPECIFICATIONS

KILN SYSTEMS	KS50	KD150	KD250	KD450	KD550
<b>Load Capacity</b>	3,000 board feet	300 board feet (softwoods & fast drying hardwood) 1,000 board feet (slow drying hardwoods)	1,500—2,500 board feet (softwoods & fast drying hardwood) 4,000 board feet (slow drying hardwoods)	4,000—15,000 board feet	10,000—35,000 board feet
<b>Nominal Water Removal</b>	3.5% per day max	60 lbs (28 kgs) per 24 hours	250 lbs (114 kgs) per 24 hours	720 lbs (327 kgs) per 24 hours	1,800 lbs (930 kgs) per 24 hours
<b>Drying Time</b>	55 5/8" (1,414 mm)	300 board feet 4/4 green pine (80% to 8%) in approximately 12 days 1,000 board feet 4/4 green oak (65% to 8%) in approximately 35 days	1,500 board feet 4/4 green pine (80% to 8%) in approximately 12 days 4,000 board feet 4/4 green oak (65% to 8%) in approximately 35 days	4,000 board feet 1 inch eastern white pine in approx. 8 days 15,000 board feet 4/4 green oak (65% to 7%) in approximately 28 days	10,000 board feet 1 inch eastern white pine in approx. 8 days 35,000 board feet 4/4 green oak (65% to 7%) in approximately 28 days
<b>Operation Costs</b>	373 w per day	Green pine (80% to 10%-12%) approximately 350kwh per 1,000 board feet Green oak (65% to 6%) approximately 450kwh per 1,000 board feet	Green pine (80% to 10%-12%) approximately 250kwh per 1,000 board feet Green oak (65% to 6%) approximately 450kwh per 1,000 board feet	Green pine (80% to 10%-12%) approximately 350kwh per 1,000 board feet Green oak (65% to 6%) approximately 450kwh per 1,000 board feet	Green pine (80% to 10%-12%) approximately 350kwh per 1,000 board feet Green oak (65% to 6%) approximately 450kwh per 1,000 board feet
<b>Temperature Range</b>	90°-130°F (32°-54°C) with sun	70°-120°F (21°-49°C)	70°-120°F (21°-49°C)	80°-160°F (26°-71°C)	80°-160°F (26°-71°C)
<b>Compressor Nominal HP</b>	N/A	½ HP	2 HP	5 HP	15 HP
<b>Internal Blower Motor HP</b>	N/A	2 internal fans, 50 watts each	¼ HP /1000 cfm	1½ HP	3 HP
<b>Auxiliary Electric Heat</b>	N/A	1,000 watts	4,000 watts	12 kW	48 kW
<b>Circulating Fans</b>	Two ¼ HP	N/A	Two included 16"(40cm) diameter; ¼ HP; 1,500 cfm	Five ½ HP 24" (61cm)	Four 2 HP 30" (75cm)
<b>Reversing Fans</b>	N/A	N/A	N/A	Optional	Standard
<b>Over Temperature Vents</b>	N/A	Two manual included	Two manual included (power vents optional)	Two automatic	Two automatic
<b>Number of Duct Riers</b>	N/A	N/A	N/A	1 at 14" x 14" (35cm x 35cm)	2 at 14" x 14" (35cm x 35cm)
<b>Electrical Requirements</b>	220V/60hz single phase	110V/60hz single phase	220V/60hz single phase	220V/60hz or 50hz single phase 220V/60hz or 50hz three phase 460V/60hz three phase 380V/50hz three phase 575V/60hz three phase	220V/60hz or 50hz three phase 460V/60hz three phase 380V/50hz three phase 575V/60hz three phase

## PALLET EQUIPMENT



LOG SPLITTERS	FS150	FS300
<b>Splitting Function</b>	Bi-Directional	One-Directional
<b>Maximum log length</b>	24" (609 mm)	24" (609 mm)
<b>Optimum log diameter</b>	24"-26" (609mm - 660mm)	24"-26" (609 mm - 660mm)
<b>Splitting (tons/psi)</b>	20 tons (18 metric tons)	29 tons (26 metric tons)
<b>Engine type/size</b>	Kohler Gas 7 HP (5.2kW) / 280cc	Honda Gas / 390cc
<b>Starter</b>	Recoil Start	Electric Start
<b>Pump</b>	2 Stage - 9 GPM (34 LPM)	2 Stage - 22 GPM (83.2 LPM)
<b>Cylinder size</b>	4" (101 mm)	5" (127 mm)
<b>Wing trays</b>	None	One

Looking for more information on Industrial, Small Log Processing, or Titan Industrial Equipment? Our representatives have years of combined experience and will help answer any questions you may have. Call today! 800.553.0182

**Wood-Mizer®**  
*from forest to final form®*

[woodmizer.com](http://woodmizer.com)