



Home overhauls don't have to cost the earth and we're here to prove it.



Floorpops in Comet, £15



Floorpops in Altair, £15



Floorpops in Fontaine, £15

THE TILING ILLUSION

Is your hallway, kitchen or bathroom floor in need of a quick overhaul without breaking the bank on expensive tiles? Floorpops could well be the answer.

These vinyl stick on tiles recently went viral after people online started sharing pics of how they'd revolutionised their floors for as little as £15. And they're really easy to use – you just peel off the backing and stick. They're also hard-wearing and easy to cut so will even work in a room with tricky angles.



Flooring

OUTDOOR FLOORING

Don't neglect your outdoor spaces. A quick blast with a power washer on your driveway will spruce it up. If you have paving slabs, did you know you can paint them? Add a design with a stencil or just go for a nice bright, clean white. And you could freshen up tarmac driveways with a restorer.

In the garden, think about an outdoor rug to make your seating area look instantly more luxurious and expensive (whilst only costing you a tenner!).



Outdoor Rug, B&M, £10



Polar Black Outdoor Concrete Floor and Driveway Tarmac Paint, Polar Specialist Coatings, £39.99



Black Grout Pen, Rainbowchalk.com £3.50

FRESHEN UP


If you're not looking to completely change your flooring, but have tiles that have seen better days – you can make them look miles better by freshening up the grout. Simply get a grout pen in any colour you fancy – white for a super fresh look, black for a modern look or you can go for grey or even pink to be a little different!

PANEL FILM

Of course windows are great for allowing light into a room, but if your windows are in a position to allow people to see in as they walk past, that's far from ideal. But window film could solve your problem, whilst also making a plain window look dressed.



Static Cling Window Film 3D, Rabbitgoo on Amazon, £10.99



Raincolour effect Static Cling Window Film 3D, Rabbitgoo on Amazon, £10.99

BATHROOM WINDOWS

Does your bathroom window have privacy glass that's looking a little dated? Replacing the whole window is expensive and time consuming – plus you don't want people to be able to see you getting out of the shower. Instead, why not consider covering it? There are a ton of bathroom window stickers on the market to choose from – you can go as ornate as you like with stained glass styles or pretty and shimmery with a mosaic look (see left).



Daisy Static Window Film, Dunelm, £8-£16



Blue Medici Static Stained Glass Decal, Dunelm, £8



Summer Magnolia Window Film, Artscape at Amazon, £22.98

Windows & Doors

ADD SOME PERSONALITY TO YOUR DOOR

We all know the importance of first impressions, and if you think your wooden front door is a little boring – a quick coat of paint can change that in a second.

And think about some letter or number decals if you really want to change up the look!



Hello Door Sticker, AllHerGlory at Etsy, £5.95



Door Number Decal, TheDecalshopukCo at Etsy, £6.75



Dulux Weathershield Black Satin Multi-Surface Paint, £26


UPVC? NO PROBLEM!

If you've got a UPVC door instead of a wooden one, fear not, you're not stuck with white – a coat of Frenchic AL Fresco paint will give you the colour you crave!



AL Fresco Paint in Dusky Blush, Frenchic, £17.95





Before

LOOKS LIKE NEW

A quick and easy way to update bathrooms and kitchens, with minimal fuss and expense, is to paint the tile splashback. If the tiles don't fit your colour scheme or they're just looking a little tired, there are now a ton of options out there.



After

Tile paint & Palettes

REMEMBER WHAT YOU LEARNED IN TECH

If you're a Pinterest aficionado, you'll know the power of the humble palette. From coffee tables and beds to outdoor decking and seating, get your hands on some free palettes and there's not much you can't fashion from them!



Mirror Effect Sticky Back Plastic Vinyl Wrap Self Adhesive, vinylshop.co.uk **£8**



MIRROR FINISH

We all know that mirrored furniture isn't cheap – gorgeous yes, cheap no. But just because you're on a budget, it doesn't mean you can't give the look a go. Try sticky vinyl to mimic the effect – use it on anything from wardrobes to drawers.



Leather All in ONE Dye Paint Repair Kit for Worn & Scratch Restoring, The Leather Clinic on Amazon, **£12.95**



Midnight Black Fabric Paint Spray Dye, large, Fabricspray.co.uk, **£14.49**

PAINT IT!

Yes you can paint a sofa – even a leather one! So if you have a couch that has seen better days, invest in some specialised fabric or leather paint, and you can revamp the whole thing! Same goes for side tables, drawer units and dining rooms chairs – if they don't go with your colour scheme anymore, don't chuck them – upcycle them!

RADIATOR UPDATE

Hallways are often a tricky space to work with – they've got to be so functional yet are often small. But one way to make your hall look instantly more stylish is to make your radiator a feature is by giving it a lick of paint.



Radiator Paint Cast Iron Spray, Rust-Oleum, **£9.49**



Beaconsfield Radiator Cover by August Grove at Wayfair, **£39.36**

COVER UP

Or if you'd like some shelving thrown into the mix, a radiator cover is the way to go – then you hide an unsightly heater whilst having somewhere to display trinkets.


Radiators & furniture

MARBLE AND PATTERNS

Furniture vinyl doesn't stop with reflective designs, you can try out marble, intricate patterns, leather and croc effect without breaking the bank. It might take a few tries to get the vinyl perfect with no ridges or bubbles, but your effort will pay off!



Fablon Heritage Silver Sticky Back Plastic, **£5**, Dunelm



Grey Marble Effect Self-Adhesive Film, B&Q, **£6**



STICKERS

Whilst we're big fans of grabbing a tub of paint and putting in some elbow grease to transform a room, we also love a quick and easy solution, and wall stickers are it!

Spots and dots are all the rage right now – we love these watercolour and Dalmatian designs equally.



Dalmatian Spots Wall Stickers, Tinypix at Etsy, £7.50



Pack of 80 watercolour spot decals, DesignDivil at Amazon £10.45

Lots Mirrors, 4-pack, Ikea, £7



Wall updates

Battersea Brick Wall Effect Wallpaper Grey, ilovewallpaper.co.uk, £16



ADD TEXTURE

If you love the New York loft style brick effect walls, but don't have the time or inclination to strip your walls back to their bare bones, textured wallpaper is the way forward.



BOUNCE THE LIGHT

A quick and easy way to not only add a feature to your wall but also make it look bigger and brighter is with mirrors, and these from Ikea are an absolute bargain working out at just £1.75 each!

TIPS

- 1 Make sure the surface you're working on is spotless. Sugar soap is a good option as it'll rid your cupboards of any grease you can't even see is there.
- 2 If the cupboards are glossy, or have any shine at all, give the area a gentle going over with sandpaper to give the paint more chance to adhere.
- 3 Once you've sanded, give the area another clean to make sure all dust and residue are removed.
- 4 Remove the cupboard handles if possible, if not, cover with masking or painter's tape to protect them.
- 5 With Frenchic Al Fresco, you don't need to use a primer so you can go right ahead and get painting.
- 6 Always start with a thin coat – you want fine but even coverage. This coat will look patchy when dry, but don't worry, after your second coat you'll achieve the opaque look you're going for.
- 7 Leave a minimum three hours between coats and make sure the room is aired. Once dry, you can use your cupboards as normal – no need for a top coat to seal!

CUPBOARDS

You don't need to go and rip out all your cupboards and pay thousands to have new ones installed, if they're simply looking dated, just paint them! The Frenchic Al Fresco Range is ideal for this and their colour selection is amazing. See our tips for your cupboard revamp.

Before

PICTURES: @laura_anne



Al Fresco Range, Frenchic, from £14.95

Kitchen make-over

After



Foerhoeja Kitchen Trolley in Birch, Ikea, £80



MAKE-SHIFT ISLAND

If you've always dreamt of an island, but space or budget won't allow, this portable unit from Ikea could be just the solution! It's small enough not to dominate your kitchen, but big enough to give you extra counter space and drawer storage. Simply paint to match the rest of your kitchen, or choose a different shade to make it unique!

SOFT UNDERFOOT

The idea of a rug in your kitchen may seem insane, especially with how dirty kitchen floors get, but there are a ton of washable options out there. Adding some soft textiles can really warm up a kitchen, not to mention disguise flooring that you're no longer happy with but aren't in the position to replace!



Beige Multi Purpose Washable Rug in Luna-9, The Rug House at Amazon, £19.95



Mineral Stone Quick Dry Satin Furniture and Cupboard Paint, Wilko, £10