

# THE HOWL



## SU elections: 17% turnout and 67% of them were British students

By: Gursimran Hans

Congratulations to everybody who ran for the SU elections 2018, and great job to everybody who voted! 3545 students voted in the week long election, according to the SU's own statistics, 20686 were eligible to vote, this gives a voter turnout of 17%.

Here's a breakdown of the results!

### Part-time Officers:

Edward Armitage : Sports Officer  
Fatema Dhanani : Raising and Giving Officer  
Danil Kocherga : International Students' Officer  
Annette Yunus Pendrey : Ethics and Environmental Officer  
Maxime Comminge : LGBT Officer  
Tarah Ouegnin : Women's Officer  
Surra Mehdi : BME Students' Officer  
Ruqaiyah Javaid : SRO: Health Sciences  
Abdul Khokhar : SRO: Mathematics, Computer Science & Engineering  
Maimuna Bushale : SRO: Arts and Social Sciences  
Ricky Emery : SRO: City Law School  
Egor Chetverikov : SRO: Cass Business School

### Full-time Officers:

Tuna Kunt : Vice President Education  
Nazia Bharde : Vice President Activities & Development  
Kristina Pereylygina : President

20,563 votes were cast meaning the average voter voted for just under six positions.

[Back to Top ↑](#)

Recent Posts



Film Review: Ready Player One  
April 3rd | By: Gursimran Hans



Film Review: Game Night  
April 3rd | By: Gursimran Hans



Varsity report #ultraslife  
April 3rd | By: Gursimran Hans



SU elections: 17% turnout and 67% of them were British students  
April 3rd | By: Gursimran Hans



What does a schizophrenic's art look like?  
March 28th | By: Jere Johansson

[The Howl on Twitter](#)

Tweets by [@studentmediaCUL](#)

The Howl Retweeted



**City Students' Union**  
[@CityUniSU](#)

Congratulations! You've chosen Tuna Kunt to be your new Vice President Education for 2018/19!



Mar 16, 2018

The Howl Retweeted



**Tuna Kunt**  
[@tunaknt](#)

Tweets by [studentmediaCUL](#)

[The Howl on Facebook](#)

The majority of voters came from the 18-21 age range at 62% of voter share. The lowest age range was under 18s who amounted to just five voters.

Just under 80% of voters were undergraduate students at the university.

67% of voters were registered as home students for fee status. Using the university's **most recently released** data on students, these 2,376 voters make up just over a fifth of students who fall into that category. Just under one-fifth of the university's EU students voted, while just 14% of overseas students cast a ballot.

With 38.3% of the vote, the Department of Mathematics had the highest turnout by department with 125 voters. The Division of Optometry and Visual Sciences with 37.2% (194 voters), Department of Civil Engineering with 29.7% (149 voters), the Department of Economics with 28.3% (259 voters) and the Department of Electrical and Electronic Engineering with 27.7% (159 voters) rounded off the top 5.

These five departments made up just under a quarter of votes.

With there being great range in the size of departments, the five departments in terms of actual number of voters are quite different. They are CASS – UG (515 voters), The City Law School – Academic (411 voters), Department of Economics (259 voters), Department of Computer Science (227 voters) and Department of Psychology with 208 voters. This is a combined vote share of a little under a half.

Conversely, the five department with the lowest turnouts were The City Law School – Professional with 4.6% (59 voters), Division of Health Services Research and Management (encompassing Public Health) with 4.5% (18 voters), CASS – MSc with 2.9% (87 voters), CASS – MBA with 1% (6 voters) and Centre for Charity Effectiveness with 0.9% (2 voters).

The departments with the least number of raw voters are Division of Health Services Research and Management with 18 voters, Department of Music with 17 voters, Department of Library and Information Services and CASS-MBA with 6 voters each and the Centre of Charity Effectiveness with just 2 voters.

Societies had larger turnouts, with the average figure for all of City Societies being 41%.

The society with the highest turnout was the Electronic Society with 84.6% of their 13 members (11 voters). The rest of the top five were bought up by the Engineering Design Society with 84.2% (16 voters), Lawyers without Borders with 80% (4 voters), the Somali Society with 75% (36 voters) and the Islamic Society with 66% (66 voters).

In terms of raw votes, the highest ranked societies were: Pro Bono (147), Law (113), Islamic (66), Trading and Investment (55) and Pakistani (48) representing 12% of the total turnout.

The bottom five societies are all saw none of their members vote: Language Exchange, Ultimate Frisbee, Vietnamese, Romanian and Myanmar.

Whilst First Love, Rotaract Club, Travelling & Eating, Surfing, Kenyan, Agape Love and the Bulgarian Society all managed just 1 vote each.

23 societies saw just five members or less vote in total.

The SU elections saw the student body elect Kristina Pereylygina as President with Tuna Kunt and Nazia Bharde won Vice President roles for Education and Activities & Development respectively.

*\*All numbers rounded to the nearest whole number unless otherwise stated, so there may be anomalies*

---

## Share this:



---


## Like this:



Be the first to like this.

---


## Related




Like Page

Share

Be the first of your friends to like this



Luke Chillingsworth went to see [CULSU Drama Society's](#) latest installment and it's apparently \* to die for \*



The Howl Radio

**Howl\_Radio**

1 FOLLOWER

FOLLOW

City's Student Union leadership nominations will close this Friday 17th February!  
February 15, 2017  
In "City Uni News"

6 takeaways from the City Student Union election debates  
March 9, 2018  
In "City Uni News"

Meet vice-presidential candidate Elliott Dallas  
March 16, 2018  
In "City Uni News"

Tags: [data](#), [elections](#), [statistics](#), [students](#), [su](#)

## About the Author



The Howl


## Related Posts



Varsity report #ultraslife →



Varsity report, day 1 →



Varsity 2018 kicks off with a bang: Futsal match report →



What do students ACTUALLY think about the SU elections? →

## Leave a Reply

Your email address will not be published. Required fields are marked \*

Comment

Name \*

Email \*

Website

Post Comment

Notify me of follow-up comments by email.

Notify me of new posts by email.



### Tags

Art city City University culture  
election elections film football  
music opinion politics  
president review sports  
student students student union  
su television theatre union  
university women

### Archives

April 2018 (17)  
April 2017 (4)  
March 2018 (3)  
March 2017 (20)  
February 2018 (13)  
February 2017 (15)  
December 2017 (25)  
January 2017 (23)  
December 2016 (9)  
October 2017 (16)

### April 2018

M	T	W	T	F	S	S
						1
2	3	4	5	6	7	8
9	10	11	12	13	14	15
16	17	18	19	20	21	22
23	24	25	26	27	28	29
30						
« Mar						
M	T	W	T	F	S	S

