

How To Download YouTube Videos In 4K For Free

[Guide 2021]

As you may know by now, there is no shortage of information and entertainment when it comes to YouTube videos.

With [over 2 billion users a month](#), it's clear that we simply can't get enough of it. It's even more apparent with the fact that we look for ways to watch YouTube videos offline.

When it comes to downloading YouTube videos for later use, 4k resolution is all the rage. Its superb quality, refined details, and sharpness enhance the user experience.

But did you know that you can download YouTube videos in 4K for free?

You can forget about unnecessary expenses and hours of internet search on how to watch or download YouTube videos offline.

If you are wondering how to download YouTube videos for free, we got it all covered in five simple steps.

Plus, we will provide you with an in-depth analysis of 4k downloaders' features and the best tools you can use...no muss, no fuss.

1. Online YouTube Downloaders vs. Desktop Software
2. 4K Downloader Must-Have Features
3. Free Tools for Downloading Videos on YouTube
4. How to Download YouTube Video
5. Conclusion
6. FAQs

Let's cut to the chase and get started.

1. Online YouTube Downloaders vs. Desktop Software

The short answer to the question "how to download Youtube videos" can be narrowed down into two options: through online YouTube downloaders or desktop software.

While both ways can complete the transaction, one is known to be better than the other.

Desktop software is preferable over direct websites that offer YouTube video conversion and download...

...and here's why.

Using websites that offer YouTube video downloading services has limits when it comes to format and quality. Most of these websites leave out 3D and 360-degree videos and even 4k.

Moreover, the limited remote server and your internet connection may cause slower speed download. Not to mention the pile of ads on the webpage which can sometimes appear to be inappropriate.

Imagine trying to download a YouTube video tutorial on using [Shopify or WordPress](#) on a website that steals your attention with its NSFW ads.

Not to mention, there are potential malicious codes you could harbor.

And, all you want is to watch that tutorial offline for later.

So, if you want to download YouTube videos in 4K with guaranteed protection and convenience, the rule of thumb is desktop applications over online downloaders.

2. 4K Downloader Must-Have Features

Downloading and saving high-definition YouTube videos come with a lot of perks.

You can be on a plane and watch videos about [making money online](#) without interruption.

Perhaps, you want to keep a copy of a vlog about the [best online learning platforms](#).

For whatever purpose you have about securing an offline copy of your preferred YouTube video, it is essential to pick the best 4K downloader.

But, how do you do that?

Simple. Look into the important features that should be non-negotiable.

- It downloads videos from multiple video-sharing websites (YouTube, Vimeo, Facebook, DailyMotion, etc.).
- It converts videos into different formats and qualities.
- It downloads complete playlists and channels at once.
- It has an easy and undemanding user interface.
- It is safe and free from malware and viruses.
- It ensures fast download and conversion.

Without these must-have features, the performance of the application can be compromised. When that happens user experience is at stake and the entire downloading process becomes inefficient.

If you are eyeing a certain application for downloading YouTube videos in 4K, make sure to base your checklist on these features.

3. Free Tools for Downloading Videos on YouTube

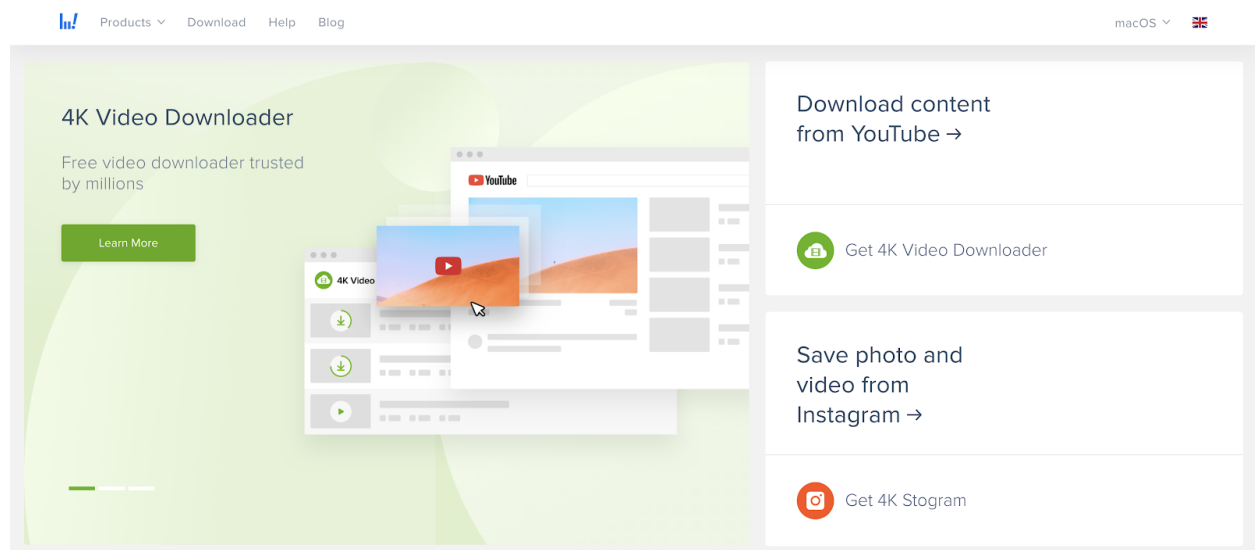
Much like any other applications online, such as [webinar tools](#), there is a wide range of options to choose from when it comes to downloading videos without paying a dime.

However, free tools may come with limitations and several disadvantages. Luckily, several free software applications offer optimum downloading performance with features that go beyond the fundamentals.

Here are my best picks for desktop applications that offer free YouTube video downloading.

1. 4kdownload.com (Our #1 Recommendation)

Fast, free, and flexible. 4K Download is the most versatile free YouTube downloader.



4K download has been a prominent figure in multimedia development for over 10 years focusing on easy-to-use applications. Its reputation is built on its efficient downloading application of 4K high-definition videos.

It supports popular operating systems such as Windows, macOS, and Linux. With its lightweight attribute, it causes less burden and strain on the system, keeping the speed uninterrupted.

Furthermore, its user interface is slick and quite simple to use, displaying a user-friendly vibe that works well even with those who are not familiar with the application.

The customer support was also noted to be quite responsive.

Plus, multiple downloads can be processed smoothly.

But more importantly, 4K Download continues to be available for free with constant updates to match the upgrades and changes in YouTube's algorithm.

Key Features

- **Popular Video Websites Support:** You can download videos not only from YouTube but also from other known websites like Vimeo, DailyMotion, TikTok, Likee, SoundCloud, Flickr, Facebook, Instagram, and Tumblr. You can even download live streams from platforms like Twitch and YouTube Gaming.
- **Smart Downloads:** If you wish to automate your download and save plenty of time, then you can just use the Smart Mode. Pre-select the format and quality of your videos for future downloads in the setting of your choice. Plus, you can perform a bulk download on a single pane.
- **Channel Subscription:** Are you an avid subscriber of a certain channel? No need to check on your notifications and go to YouTube now and then. With the Channel Subscription feature, new videos are automatically downloaded and added to your playlist.
- **Wide range of Resolutions and Formats:** Beyond 4K resolution download, you can also enjoy downloading videos in different formats. This counts stereoscopic 3D videos and 360° videos that you can convert in formats like MP4, MKV, M4A, OGG, FLV, 3GP, and more.
- **Multilingual Support:** This software is also available in more than 50 languages including English, German, French, Dutch, Spanish, Italian, Chinese, Japanese, Korean, Russian, etc.

Pros

1. Intuitive and uncluttered user interface.
2. Extracts subtitles and annotations. Save the close captions in SRT format not just for a single video but for a complete playlist or channel.
3. Customizable Downloads. Take the freedom to choose the resolution, quality, and format of your liking and create folders and subfolders for your downloaded videos.
4. Direct export of videos and audios to iTunes library.
5. Free from spyware, adware, viruses, and malware.

Cons

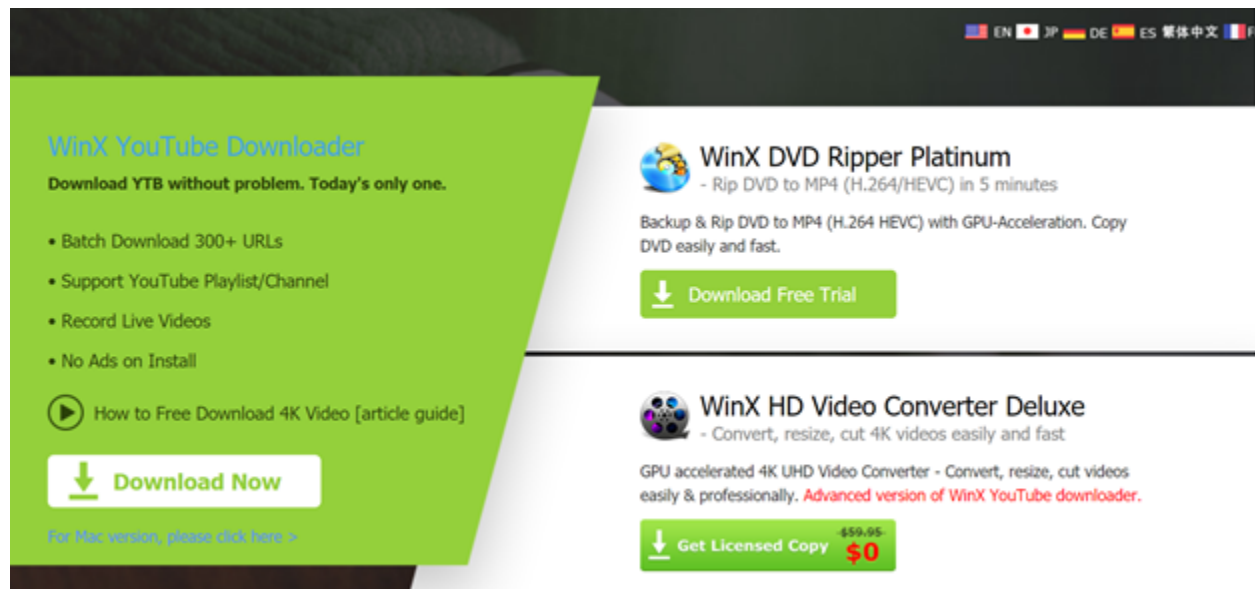
1. Advertisements are common in the free version.
2. The number of downloads for playlists and channels is restricted. You can only download 24 or less.
3. It is not available on mobile platforms. It works great on PC but is still a work in progress in mobile gadgets.

Expert Opinion: There is no denying that 4K Download has all the features required for a safe and efficient YouTube video download. What makes it on top of my list is its nifty interface that

reduces the usual time and data consumed when downloading a file, let alone, a 4K resolution video. Even when it's free, it is already in its ideal form.

2. [WinX YouTube Downloader](#)

Swift, easy-to-use, and safe to install. WinX boasts of its ability to systematically download multiple videos simultaneously.



WinX YouTube Downloader is a product of Digiarty Software Inc., a powerhouse in multimedia software development for 15 years. It provided solutions to common video downloading problems such as site crashing with its separate software setup.

Its process of downloading YouTube videos was proven to be easy and hassle-free as the system analyzes the link efficiently. It also has enough room for prior customization on your downloaded video resolution and quality.

While its features work well in converting the videos into different formats, it is strongly compatible with MP4 as it is the standard video format. It also accommodates 4K resolution and other high-definition videos.

If you have Windows or macOS as your operating system, then you can easily install WinX for free and start downloading your favorite YouTube videos.

Key Features

- **Batch Download:** Having multiple downloads at the same time is remarkable with WinX. It can accommodate up to 300 URLs. You can even define where to start and end. You can pause or stop the process mid-download and convert the video to your desired format.

- **Clean and Safe Installation:** Tired of installing software that harbors malware and spyware? You won't get that problem with this tool. One of the best features of WinX is its safety and security, especially during the installation process.
- **Preview and Snapshot:** You can check on your downloaded video's preview with its built-in media player. Taking a snapshot of video frames is surprisingly easy as it is automatically downloaded into a PNG file.
- **Multiple Video Websites Support:** Quickly download videos and playlists from YouTube and other known websites like Vevo, DailyMotion, TikTok, SoundCloud, Vimeo, Facebook, and whatnot.
- **Flexible and Customizable Download:** You can set the default setting for your downloads' format and quality. WinX comes in a range of resolutions from 720p, 1080p, 4K UHD, and even 8K. You can also pre-arrange the destination of your files for a more efficient organization and access.

Pros

1. You will be safe from adware, spyware, viruses, and malware.
2. It is compatible with browsers like Google Chrome, Safari, and Firefox.
3. You may see ads for its software or plan upgrades, but other seemingly common third-party ads are rare.

Cons

1. It lacks support for 360° videos.
2. There are reported inconsistencies with its performance.
3. It requires a high CPU to process videos. Analyzing the video may take much of your computer's memory.

Expert Opinion: WinX comes in a close second when we consider downloading YouTube videos in 4K. Its integration with popular browsers makes it more accessible and its commitment to safety proves its reliability. If you are bothered too much by advertisements, you can count on WinX.

[3. Freemake Video Downloader](#)

Freemake lives by its three principles of free, easy, and quality. When it comes to its video downloader, 93 million users can attest to its reliability.



For basic downloading, Freemake Video Downloader has already created its reputation for consistency.

Its interface is extremely easy to use and intuitive having all the tools accessible with minimal effort.

Much like the other two software applications, Freemake adopts the “Copy and Paste URL” approach to analyze, download, and export videos from popular hosting sites.

It comes with multiple options when it comes to format and resolution including 4K videos.

If you are a parent supervising your children’s Youtube downloads for school projects, online classes or courses, or general entertainment purposes, you can skip the worries about inappropriate videos with Freemake’s parental controls.

It is family-friendly and overall user-friendly.

You can download Freemake for free and enjoy its simple interface and speedy conversion.

Key Features

- **Ease of Access:** Freemake’s interface is appealing yet simple enough that even the most non-experienced user can immediately start downloading. It has a support portal login with readily available assistance for new users.
- **Thumbnail Previews:** You can conveniently check on your downloaded video with the thumbnail preview visible on the program. Take the choice of completing or canceling the download based on your change or decisive preference.
- **Pause and Start Download:** If there is a need for system adjustments that require faster internet, you can just pause your download and start without regressing to zero. You don’t have to worry about losing downloaded data.

- **Convert Videos into Different Formats:** Feel free to download YouTube videos in their original format or convert it into MP4, WebM, 3GP, etc. You can even convert videos into MP3 files and rip URLs into AVI, MKV, WMV, and more.
- **Multiple Video Website Supports:** Freemake is compatible with popular video websites outside YouTube like Vimeo, Twitch, Facebook, LiveLeak, and some adult sites.

Pros

1. You can block adult videos from being downloaded or converted. It is best for minor users or has shared computers with kids.
2. It has a fast conversion process.
3. You can limit your download speed especially if the internet connection is slow to avoid interference or system crash.

Cons

1. The download is limited to 3-minute videos. Unless you upgrade to a paid plan, you cannot download videos longer than 3 minutes.
2. Advertisements are present even during installation.
3. There are brand watermarks on the output for the free version.

Expert Opinion: Because more children are familiar with the know-how of the internet, I think it is extra helpful for Freemake to include parental control. It also offers a lot of freedom for user management making it flexible for those who are already familiar with the downloading protocol.

4. How to Download YouTube Videos

At this point, you may have already built enough impression to choose which desktop software you'd like to try for downloading YouTube videos.

While all three are promising in their own merits and effective to reinforce hassle-free offline YouTube experience, we highly recommend you consider 4K Download for its wide array of options, its impeccable efficiency in user-interface, and its high compatibility with 4k resolution.

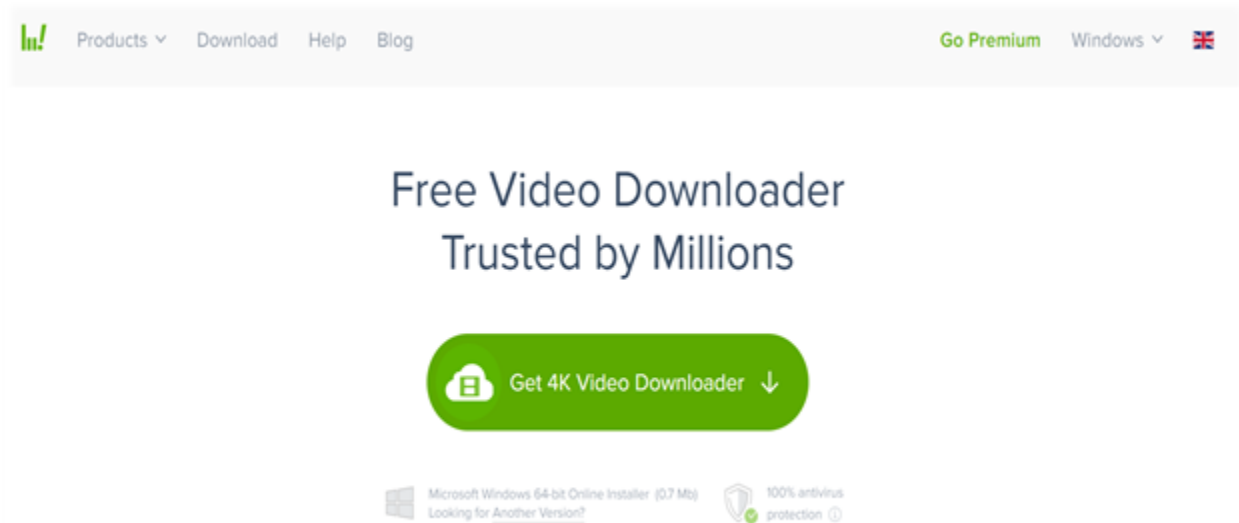
Now, it's only a matter of downloading and installing the software. Having readily installed software eases your way to learning how to download YouTube videos.

To make it even more convenient for you, we wrapped up the entire process into five incredibly easy steps. These may follow the process of installing the 4K Download software, but the steps are quite similar to the two other software applications.

Let's keep the ball rolling and start with the most important step on how to download youtube videos using 4K Download.

Step #1: Download and Install the 4K Video Downloader

Simply go to [4K Video Downloader's website](#). The first thing that will catch your attention is the button that says “*Get 4K Video Downloader*”. Just click on the button and the software download will begin momentarily.



In a few seconds, you should find the application file in your download's folder or your personal designated folder. Click on the file and you will see a prompt for the license agreement.

Agree on the terms and conditions and click on Install.



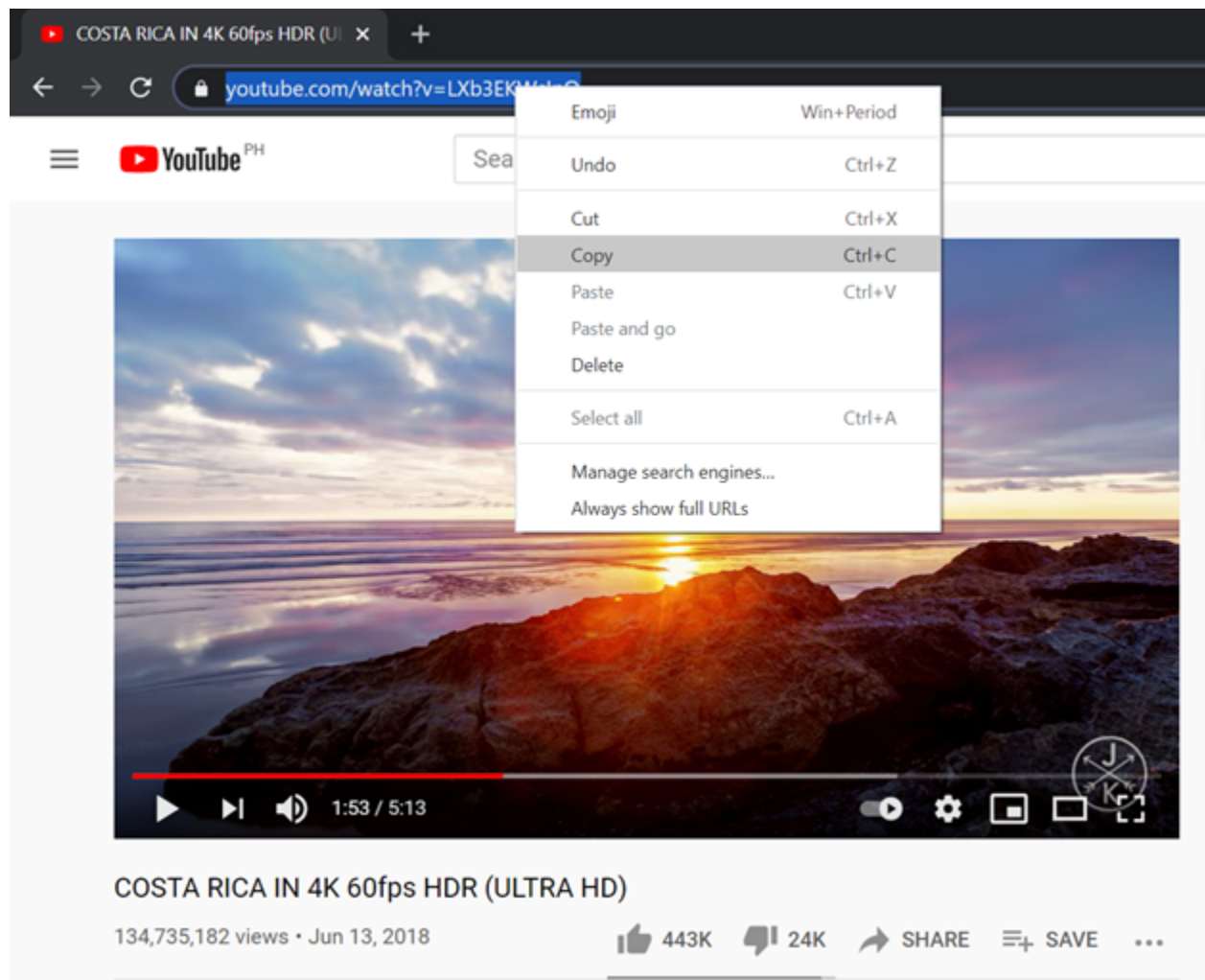
In under a minute, the setup process should be successful and the application will open instantaneously.

Now, you're ready to start with your first 4K video download officially.

Step #2: Copy the 4K YouTube Video URL

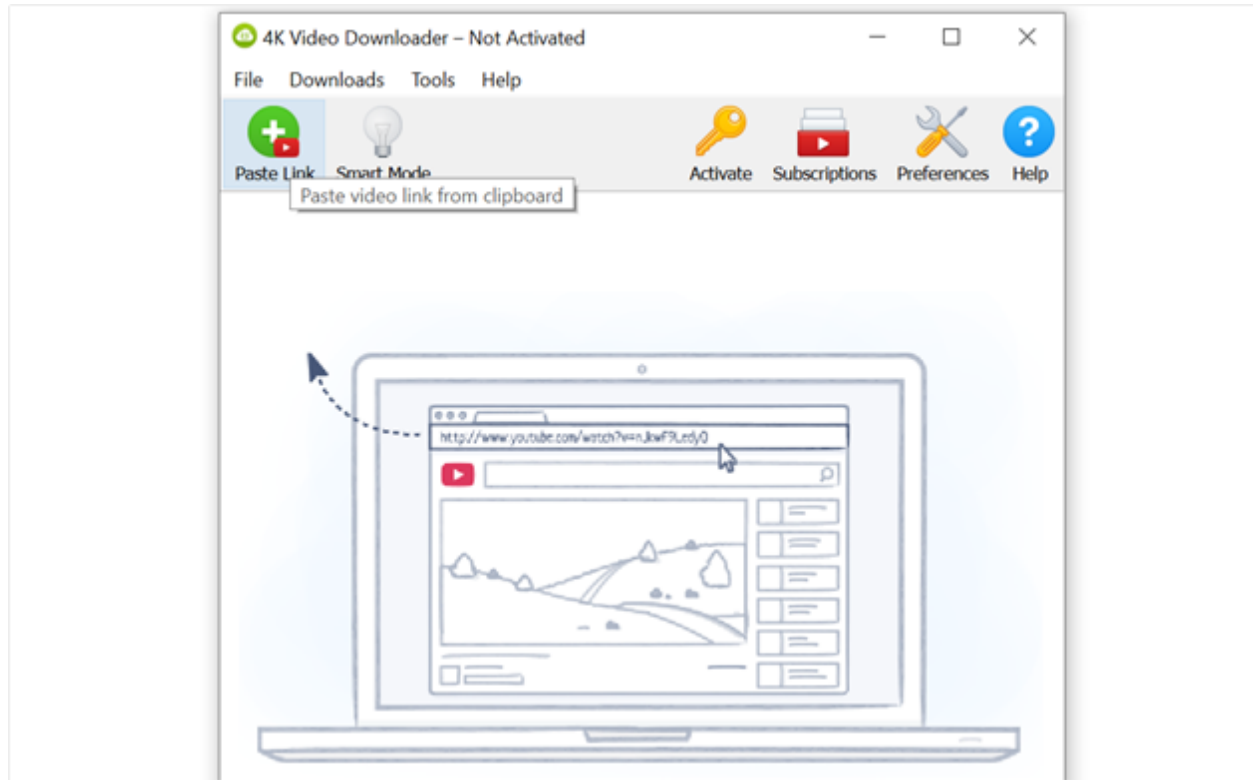
You can head to YouTube at once and select the 4K video you want to download. Finding a 4K video on YouTube is a piece of cake. Simply include 4K in the term you type in the search bar and voila, it pops right in the results.

Just copy the URL of the video by pressing on CTRL + C or choosing from the right-click options.



Step #3: Paste URL Into Downloader Application

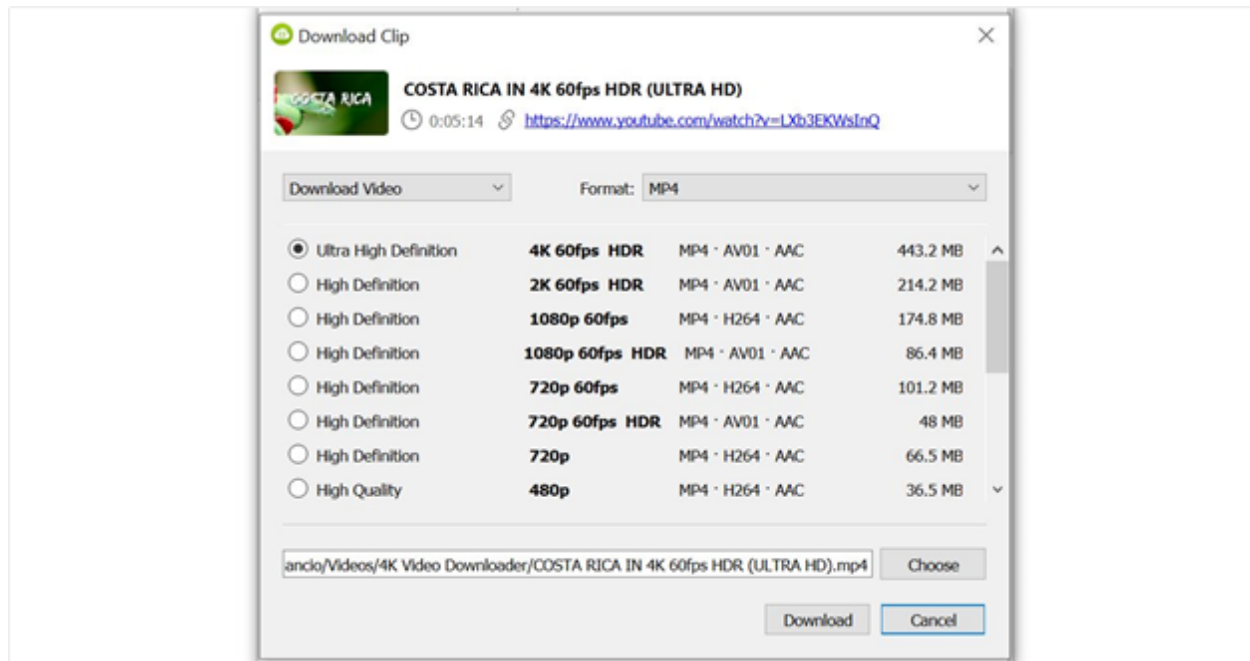
Open the 4K video downloader desktop application and click on “paste link” at the upper left corner of the screen.



Part of the convenience package of this application is that the moment you click on the paste link button, it will immediately proceed to parse and show the thumbnail of your target video. It replaces the command for pasting the URL.

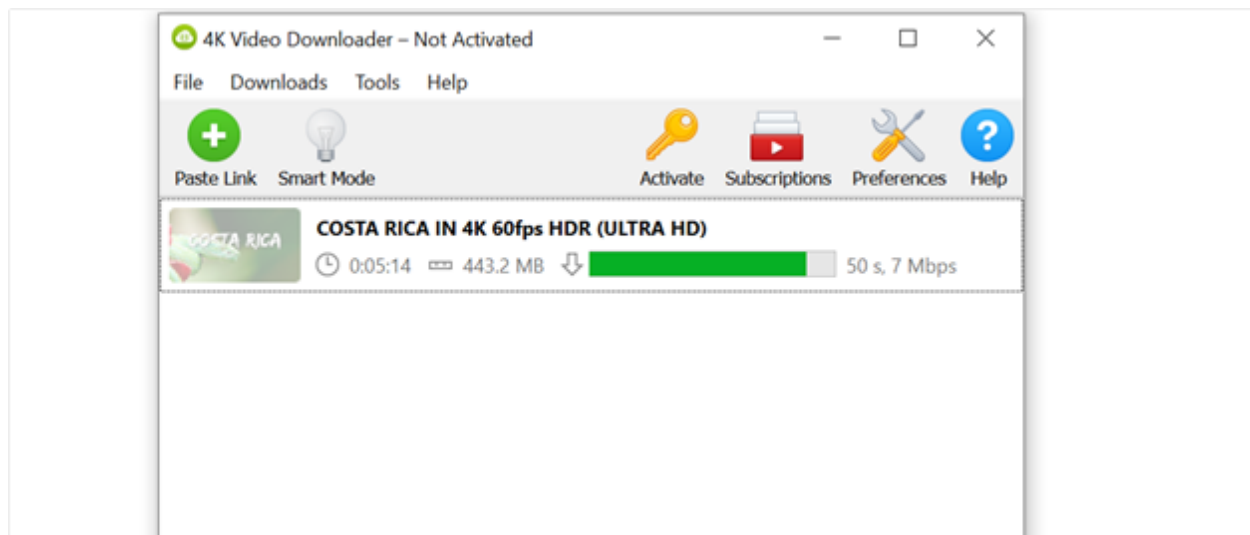
Step #4: Select Quality Type and Click ‘Download’

Once the parsing is completed, you will see a list of quality options ranging from 4K 60fps to 480p. Just tick the checkbox for the quality or resolution of your choice and click on Download.



Step #5: Wait for Download to Complete and Play Downloaded Video

The downloading process and overall speed are surprisingly fast. In less than a minute, you can already watch the 4K YouTube video offline.



Expert Opinion: If you have never downloaded YouTube videos in 4K before, chances are, your first string of emotions runs from confusion to a little doubtful. But if you are led to 4K Download, these emotions evaporate on the air in a single snap. The entire process is too simple that easy is almost an understatement.

5. Conclusion

And just like that, you can now download YouTube videos in 4K and watch them anytime, anywhere for free.

But if you are saving this entire process for another time, all you need to remember are these 5 simple steps on how to download YouTube videos in 4K.

1. Download and Install the 4K Video Downloader
2. Copy the 4K YouTube Video URL
3. Paste URL into Downloader Application
4. Select Quality Type and Click 'Download'
5. Wait for Download to Complete and Play Downloaded Video

With a 4K Video Downloader, we can say goodbye to the olden days when watching YouTube videos offline is a constant source of frustration and anxiety.

And just like other developments in multimedia technology, there are still a lot more features to expect as we move forward to a higher quality of user experience.

But for now, don't miss out on becoming one of the millions of users enjoying 4K YouTube videos offline. Get your own 4K Video Downloader without a dime to spend.

We'd love to learn your thoughts about how to download videos on YouTube for free especially in 4K resolution. Don't hesitate to leave your comments and share your views and ideas to make this information even more worthwhile than it already is.

6. FAQs

Is Downloading Videos on YouTube Legal?

YouTube is quite ambiguous with its legal stand if you consider the actual details of their policies and the mere fact that they do turn a blind eye on millions of users downloading their content.

On paper, yes, there are terms and conditions involving the legal use of the app. But, if you only intend to download videos for personal, non-commercial use without going beyond copyright infringement, then it's not necessarily illegal.

How Do You Download YouTube Videos in 4K?

You can easily download any YouTube videos in 4K through the [4K Video Downloader](#) which can be installed as a desktop application. Copy the URL of the 4K YouTube video you want to download and paste it on the program. In mere minutes or less, you can watch the video offline.

Which is the Best Free YouTube Downloader?

Based on its features and systems design, 4K Video Downloader is the best YouTube Downloader that you can use for free. It contains all the basics of an ideal YouTube downloader, plus, advanced features that make downloading a likable experience.

Is 4KDownload.com Safe?

Yes, 4KDownload.com is safe. It has an inherent defense system against viruses, malware, adware, and other types of malicious codes.