

Tips, Tools, & Techniques




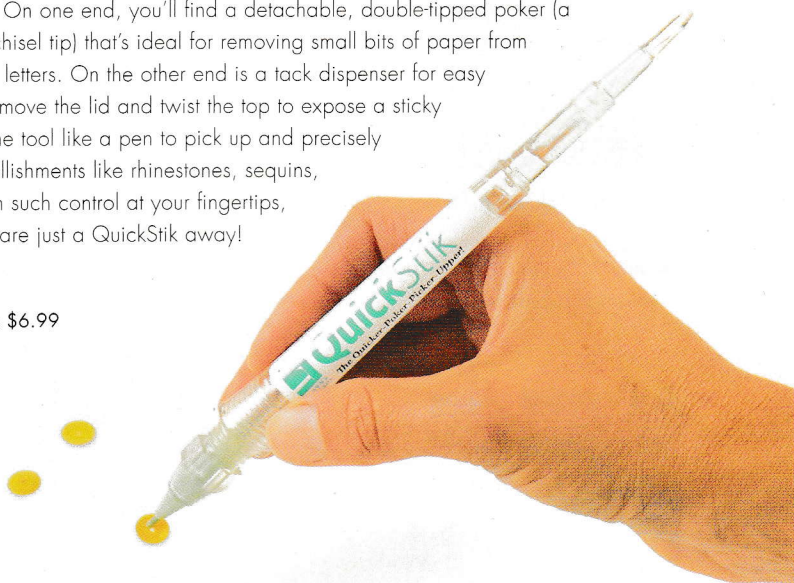
P. Kelly
SMITH

Your go-to guide for the hottest tools, freshest tips, and coolest techniques.

The QuickStik from Lifestyle Crafts

Touted as the “Quicker-Poker-Picker-Upper”, the **QuickStik** by **Lifestyle Crafts** definitely “aims” to please. On one end, you’ll find a detachable, double-tipped poker (a sharp point and chisel tip) that’s ideal for removing small bits of paper from intricate dies and letters. On the other end is a tack dispenser for easy pickup. Simply remove the lid and twist the top to expose a sticky tack. Then hold the tool like a pen to pick up and precisely place small embellishments like rhinestones, sequins, confetti, etc. With such control at your fingertips, polished designs are just a QuickStik away!

Retail for QuickStik \$6.99
lifestylecrafts.com



We asked Betsy Veldman to create two projects that use both ends of the QuickStik tool. In her Celebrate Today Card, she masterfully poked little bits of paper from four intricate dies. And she expertly picked up and placed sequins and confetti in her Be-You-tiful Card.



Online Bonus Projects

Supplies and instructions for Betsy's Celebrate Today and Be-You-tiful Cards can be found online at PaperCraftsMag.com/projects.

Take a Spin on the Color Wheel

Creating harmonious color combinations is as easy as spinning a wheel. By wrapping the color spectrum onto a circle, color relationships can be visually represented with a color wheel. Windy Robinson created six tags that each represent a different color scheme on the color wheel. For more great projects that incorporate fabulous color combinations, turn to "The Colors of Fall" feature on p. 40.



Online Bonus Projects


Supplies and instructions for Windy's Color Wheel Tag Set can be found online at PaperCraftsMag.com/projects.



Contrasting: The contrasting color scheme uses shades from opposite segments on the color wheel.



Monochromatic: The monochromatic color scheme uses variations in lightness and saturation of a single color.



Complementary: The complementary color scheme consists of two colors that are opposite each other on the color wheel.



Triad: The triadic color scheme uses three colors equally spaced around the color wheel.



Split Complementary: The split complementary scheme uses a color and the two colors adjacent to its complement.



Analogous: The analogous color scheme uses colors that are adjacent to each other on the color wheel.



The Craft Armoire by Jinger Adams Designs

The **Craft Armoire** by **Jinger Adams Designs** is the storage solution you've been waiting for! Designed specifically for crafters who have a lot of supplies but not a lot of space, it weighs only 35 pounds (empty), measures 5' tall x 1.5" wide x 6½" deep, and hangs on any door (ideal for those who don't have a dedicated craft space). Sold fully assembled (accessories will be sold separately), it has a large corkboard area on the front of the door, perfect for displaying photos, artwork, and much more.

The inside of the **Craft Armoire** includes 11 12x12 paper trays (that each hold 30 sheets of paper), six large and three small pockets, six scissor hooks, four drawers, four craft trays, two storage shelves, a ribbon rod, and five pen/marker/tool holders. The best perk...when you're done crafting, you can close the door and conceal the mess!



Retail for Craft Armoire \$249.99
scrapbook.com

ENTER TO WIN

Excited about the tips, tools, and techniques shown in this issue? Keep an eye on our blog for a chance to win products featured in this article.

Check it out at PaperCraftsConnection.com.