

An Integrated Program for Achieving First-time Author Status for CNS Students

Anne C. Muller RN, BC-CNS

Bio-behavioral Health Sciences Department, University of Pennsylvania

Ruth Lebet, PhD, RN, CCNS-P, PCNS-BC


Children's Hospital of Philadelphia

Family & Community Health Department, University of Pennsylvania

Dagoberto Salinas, MSN, ACCNS-AG, CNOR, LCDR, NC, USN

Naval Hospital Jacksonville, Florida

Dagoberto Salinas is a military service member and an employee of the U.S. Government. This work was prepared as part of his official duties. Title 17 U.S.C. 105 provides that "Copyright protection under this title is not available for any work of the United States Government." Title 17 U.S.C. 101 defines United States Government work as a work prepared by a military service member or employee of the United States Government as part of that person's official duties. The views expressed in this article are those of the author and do not necessarily reflect the official policy or position of the Department of the Navy, Department of Defense, or the United States Government.



Over-View



About Penn Nursing

- 1,275 students
- 53 standing faculty, 34 full-time lecturers
- Ranked #1 Nursing School by QS World University Rankings
- #1: Four MSN programs by US News and World Report
- #1 in NIH funding among schools of nursing
- Nearly 14,00 alumni living in 51 countries



Objectives

- Demonstrate three innovative applications used to support first time authorship through curricular development, peer review and small group learning methods
- Describe how you will apply 2 described techniques to enable first-time authorship
- Discuss 3 barriers unique to first-time authorship

The background features a large, light gray watermark of the University of Pennsylvania crest. The crest is a shield with a diagonal band containing three white circles. Above the shield is a crest with an open book and a ship's prow. The shield is surrounded by a decorative border.

Anne C. Muller RN, BC-CNS
Bio-behavioral Health Sciences
Department, University of
Pennsylvania

Curricular Development

- Progressive learning over the course of 3 semesters
- Fall
 - Introduction to writing center
 - Critical appraisal of literature
 - Medical library orientation
 - Level-setting for literature searching skills
 - Introduction to Medical Librarian role
 - Short writing assignments to assess skill

Curricular Development

- Spring
 - Poster development
 - State of the science or clinical practice paper
 - Writing workshop
 - Required submission
 - Writing center support
 - Introduction to impact factor, author guidelines, etc.
 - Review by 2 faculty members

Curricular Development

Setting

- First semester summer, last class of course work
- Clinical course in a demanding 12 week interval inclusive of 2 holidays
- Three in-person 8 hour days
- Weekly chat topics(asynchronous) alternating with weekly student led article discussions (synchronous)
- Continuation of previous semester work

Discussion Boards

- Emphasis on leadership
- Rubric relies on clarity, ability to stimulate discussion, response to peers, redirecting, reframing topics
- Student choice of articles
- Findings:
 - Later DBs focused on writing and quandaries faced at that point in the semester, i.e., using an electronic database, refining and choosing search engines, search terms etc.
 - Students becoming more determined to write, greater confidence in success

Chats

- Instructor chooses the topics (2)
- Focus changed
 - Looked for ideas/topics germane to the writing experience

Assignments

- Peer Review

- Previously varied results

- Not confident of skills
- Not clear on process

- Solution:

- Create 2 separate but synergetic assignments

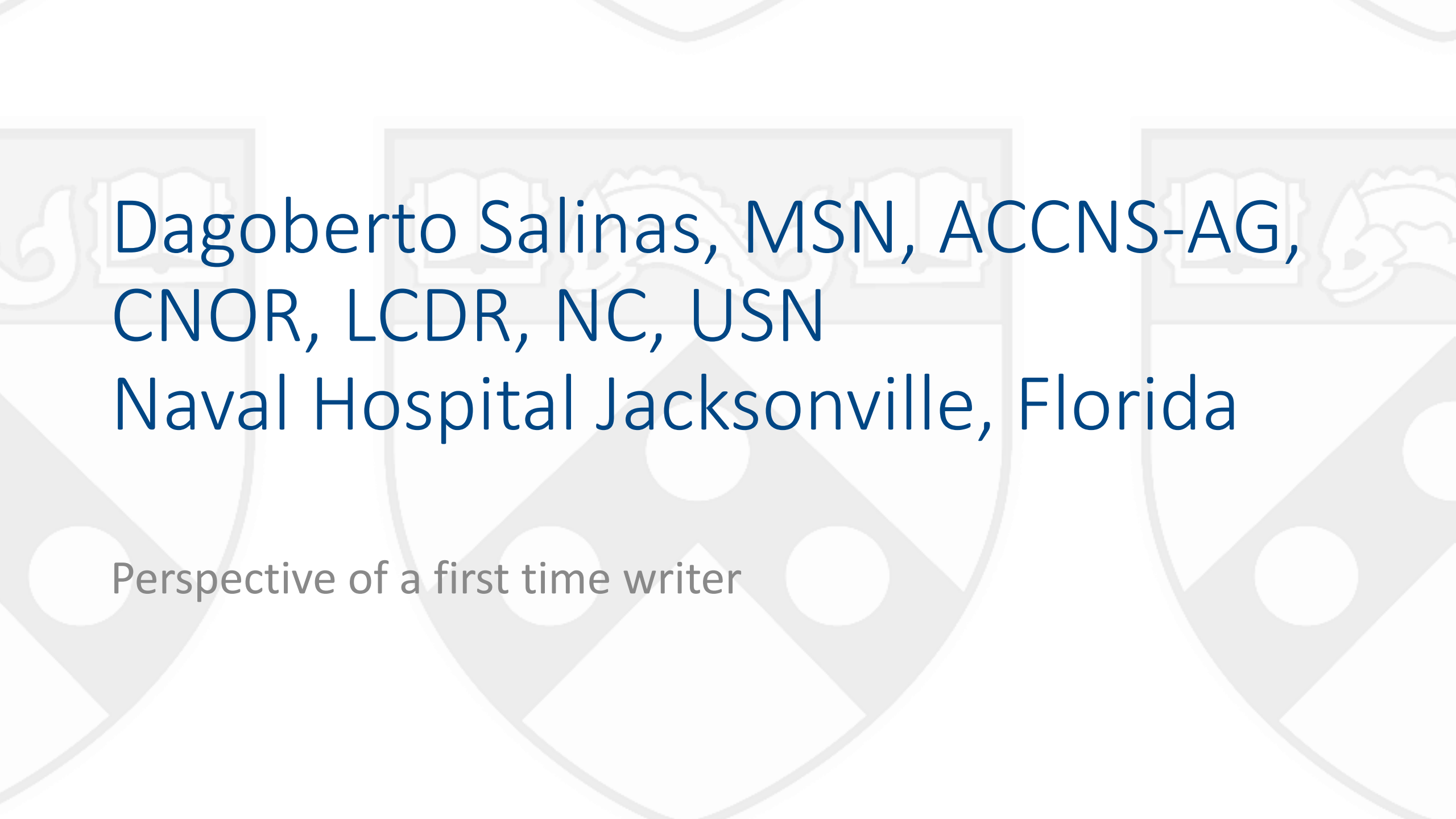
- Complete on-line course work describing peer review principles
- Review a peer's manuscript

- Results

- Successful. Basic questions-in a non-threatening environment
- More confident of discussing peer's manuscript

Assignments

- **Manuscript:**
 - Chose a work from a previous semester
 - Strongly encouraged
 - Spend a clinical day writing
 - Specific expectations
 - Synchronous with instructors
 - Varied student work flows
 - Have strategies for the die-hard reluctant writer
 - Be prepared to counter the:
 - Flights of fancy
 - Doomsday forecasters



Dagoberto Salinas, MSN, ACCNS-AG,
CNOR, LCDR, NC, USN
Naval Hospital Jacksonville, Florida

Perspective of a first time writer



CONTINUING EDUCATION

Viscoelastic Studies: Effective Tools for Trauma and Surgical Resuscitation Efforts 2.1 www.aornjournal.org/content/cme

DAGOBERTO SALINAS, MSN, ACCNS-AG, CNOR, LCDR, NC, USN

The five phases of publication:

1. Pre-writing
2. Writing
3. Submission
4. Editing
5. Dissemination

Pre-Writing Phase

Step: 1

Find a topic you are passionate about

Step: 2

Educate yourself on the topic

Step: 3

Recruit a mentor

Step: 4

Research applicable journal(s) and become familiarized with their writing guidelines

- Consider professional expertise, specialties, interests, innovations in practice, etc.
- Must take the time to perform a thorough literature search in order to speak intelligently about your topic
- Consult with current/former professor(s) or an experienced colleague/peer (must be able to give honest feedback)
- Think about the audience you are trying to influence. APA vs. MLA writing style

Writing Phase

Step: 1

Create an outline

Step: 2

Begin your manuscript by asking yourself: “What’s the problem and/or why is this important?”

Step: 3

Start writing and do not be discouraged. Give it your 100%

- Need to be able to see the entire roadmap to get an idea of where you are going
- Manuscript may lack attention if it is not a topic of importance/value
- It is easy to give up, especially when the manuscript is not a school/work requirement. Finish what you started and give it your best shot

Submission Phase

Step 1:

Run your work through a writing center for proofreading

Step: 2

Take the time to write a good cover letter to introduce your work

Step: 3

Request permissions from publishers/authors for use of illustrations, if applicable

- Submit polished manuscript (good grammar, syntax, punctuation, spelling, overall flow etc.)
- A strong cover letter will capture the journal's attention
- Using work from other authors without proper permissions may automatically disqualify your work from being accepted

Editing Phase

Step: 1

Establish good rapport with your assigned editor

Step: 2

Be patient and accept the fact that the editing process may take a few to several months

Step: 3

Meet all your deadlines!

- You will be working closely with the editor to create the “perfect” product
- Different journals vary in how long it takes to get work edited
- Failing to meet deadlines may delay your publication date

Dissemination Phase

Share your work!

Journal Club
Nursing Grand Rounds
Staff Meetings
Electronic media

It's Not Over Yet!

If you did it once, you can do it again...

Reviewers'/Editor's Comments:

Dear Dagoberto,

Thank you for submitting your revised manuscript to AJN for review. You did a great job with the revisions. I am pleased to let you know the reviewers and editors have recommended it for publication. The manuscript is a bit longer than we'd like so you should expect to work with the copy editors who will make suggestions for cutting out some of the content.

Thanks for thinking of AJN for your work. We look forward to seeing it in print.

Jane Barnsteiner, PhD, RN, FAAN
Editor, Translational Research and QI

Reviewer #1: Excellent revision! I fully support this manuscript for publication in the Journal. Well done!

Reviewer #2: The additional work you did on the article has added clarity and strength to the submission. The model of grand rounds across several Navy Hospitals is a model that can be replicated in other health care systems. As you continue with grand rounds, I encourage you to continue to look for measurable outcomes--which as you note at the end of the article, is difficult. Monitoring outcomes that demonstrate the impact on professional development--even if not linked to each specific topic, but rather to the overall improvement of patient outcomes and staff engagement--will be the most compelling reason to sustain the program.

Ruth Lebet, PhD, RN, CCNS-P, PCNS-
BC

Children's Hospital of Philadelphia
Family & Community Health
Department, University of
Pennsylvania



Writing Tips for the Busy CNS



The 10 Steps to Fitting Writing Into Your Crazy Life

10 Steps

1. Topic
2. Target audience
3. Writing team (Authorship)
4. 1 – 2 sentence purpose statement
5. Journal (Query Letter)
6. Timeline
7. Outline
8. Draft 1
9. Draft 2
10. Submit

Topic Selection

- Write about something
 - YOU believe is important/useful
 - that could be implemented by others
 - that provides new information
 - that is a unique solution to a common problem
- Pay attention to Calls
 - Recognize opportunities
 - Beware of Predatory Publishing...

On the Cover



Journal of Pediatric Nursing
Nursing Care of Children & Families

Health Care Transition for Adolescents and Emerging Adults with Chronic Conditions

Special Issue on Care of the Child with Addictive Behaviors

Calls for Papers

[Health Care Transition for Adolescents and Emerging Adults with Chronic Conditions](#)

[Special Issue on Care of the Child with Addictive Behaviors](#)

Target Audience

- Who could benefit from this information?
- Who you are writing for directs how to shape manuscript
- May be a group you want to influence



Home > **About the Journal**

About the Journal

JONA™ is the authoritative source of information on developments and advances in patient care leadership. Content is geared to nurse executives, directors of nursing, and nurse managers in hospital, community health, and ambulatory care environments. Practical, innovative, and solution-oriented articles provide the tools and data needed to excel in executive practice in changing healthcare systems: leadership development; human, material, and financial resource management and relationships; systems, business, and financial strategies. All articles are peer-reviewed, selected and developed with the guidance of a distinguished group of editorial advisors.

Writing Team

- Who were key team members?
- Who will contribute to the writing?
 - Who could you mentor?
- Who will be lead?
 - Decide author order early-before writing starts
 - Define team members' responsibilities
 - International Committee of Medical Journal Editors authorship criteria

<http://www.icmje.org/recommendations/browse/roles-and-responsibilities/defining-the-role-of-authors-and-contributors.html>

Table of Contents

INTRODUCTION
POLICY STATEMENT
PURPOSE
SCOPE
GENERAL PRINCIPLES
WHEN CONFLICTS ARISE – ROLES AND RESPONSIBILITIES
BACKGROUND
REFERENCES
WHO SHOULD BE KNOWLEDGEABLE ABOUT THIS POLICY
POLICY MAINTENANCE RESPONSIBILITY
POLICY AUTHORIZATION
VERSION/REVISION HISTORY

INTRODUCTION

Accurate and fair assignment of credit is crucial in research. In most cases, this credit is recognized in the form of authorship on a publication (journal article, book chapter, review article, or case study). Children's Hospital of Philadelphia (CHOP) Research Institute and those conducting research at CHOP have responsibilities and rights in ensuring that assignment of authorship on publications is appropriate, equitable, and fair. Children's Hospital of Philadelphia has developed a single policy to govern proper authorship practices for research at CHOP.

POLICY STATEMENT

It is the policy of CHOP Research Institute that authorship on research publications is appropriately assigned in a manner that is in keeping with the highest scientific and ethical standards.

PURPOSE

The purpose of this policy is to outline the responsibilities and guidelines for determining the

ICMJE Criteria for Authorship

1. Substantial contributions to the conception or design of the work; or the acquisition, analysis or interpretation of data for the work; AND
2. Drafting with work or revising it critically for important intellectual content; AND
3. Final approval of the version to be published; AND
4. Agreement to be accountable for all aspects of the work in ensuring that questions related to the accuracy or integrity of any part of the work are appropriately investigated and resolved.

Purpose Statement

- No more than 1 – 2 short sentences
- Guides the manuscript development
 - Go back and review at each step in process
- “ the purpose of this article is to [describe, outline, review, ...] the process of [...] for [nurses at the bedside, APNs, administrators, patients and families]

Journal

- Peer-Reviewed OR Open Access
 - Impact factor: represents how often a journal's articles are cited in other articles in the preceding 2 years
 - Speaks to credibility and readership
- Look at journal's home page and identify
 - Journal audience
 - Goals of journal
 - Author guidelines
 - Topics or types of manuscript journal is seeking

Publication Standards and Guidelines

- CONSORT: Consolidated Standards of Reporting Trials
 - www.consort-statement.org
- ICMJE: International Committee of Medical Journal Editors
 - www.icmje.org
- PRISMA: Preferred Reporting Items for Systematic Reviews and Meta-Analyses
 - www.prisma-statement.org
- SQUIRE: Standards for Quality Improvement Reporting Excellence
 - www.squire-statement.org
- TREND: Transparent Reporting of Evaluations with Nonrandomized Designs
 - www.cdc.gov/trendstatement

Query Letter

- Query Letter to Journal Editor... you can send as many as you like!
 - Introduce yourself... why you're qualified
 - What is known? What does this manuscript add?
 - Why this journal?
 - *Use your purpose statement*

Sample Query

Dear [Editor],

I am writing to ask if you would be interested in a manuscript on a quality improvement project to reduce the incidence of central line-associated bloodstream infections (CLABSIs) on a critical care unit. Though the incidence of CLABSIs has decreased significantly in the United States, they continue to be a serious complication that increases morbidity and mortality for thousands of hospital patients. I am the Clinical Nurse Specialist for a 20-bed critical care unit in a rural community hospital. A team of bedside nurses and I developed and implemented a protocol that decreased our CLABSI rate from 2.89 to 0.23 per 1,000 days over 15 months.

The manuscript is completed and ready for submission. It is 4,000 words, not including the reference list or tables. An abstract and outline are attached.

Thank you for consideration of this manuscript and I look forward to your response.

Regards,

Timeline

- Be realistic!
- Set due dates
 - Divide content into manageable parts
 - Identify dates for completing each part
 - Consider linking the Outline (coming up) sections to a due date

Outline

- Clarity
- Concise
- Structure depends on the type of article
 - Research
 - Quality Improvement
 - Reviews
 - Clinical Papers
- Review similar articles published recently in the journal of interest



Check journal
site for
specified
article
structure

The power of the 25-minute writing block
<http://www.pomodoratechnique.com/>

Draft 1

- Identify prime times for writing
 - When are you most productive?
 - Avoid interruptions and distractions
 - Don't check emails or answer the phone
 - Comfortable chair, good computer screen, writing resources at hand
- Focus on presentation of content rather than grammar, spelling, punctuation, writing style
 - Keep language and terminology consistent
- Prepare Tables, Figures, Illustrations
 - Should all 'stand alone'
- Review and Revise
 - Colleagues/Peers/Friends
- Save and Date your drafts

Draft 2

- Avoid redundancy
- Use precise language
- Keep the organization and logical flow
- Ensure all content relates to original purpose statement

Read it Aloud... Get Feedback

- Prepare References
 - Referencing Software
- Prepare any additional materials required by the journal
 - Cover letter
 - Title Page
 - Abstract
 - Keywords
 - Call Outs
 - Permissions
 - Forms: Conflict of Interest/Privacy and Confidentiality/Copyright
- Double check Author Guidelines
 - Proper formatting is key! ... Pay attention to word/character counts

Submit

- **Caution: 1 submission at a time**
 - Journal will ask for disclosures (including financial and other COIs)
- **Online submission platforms**
 - Double check all documents
 - Double check document upload order

...


Be patient

...

References

- Oermann, M.H., & Hays, J.C. 2011. Writing for publication in nursing. 2nd Edition. Springer Publishing Company, New York.
- Roush, K. 2017. Navigating the publishing process. *American Journal of Nursing*. 117 (6) 62-67.
- Roush, K. 2017. Writing your manuscript: Structure and style. *American Journal of Nursing*. 117 (4) 56-61.
- Roush, K. 2017. Becoming a published writer. *American Journal of Nursing*. 117 (3) 63-66.
- Roush, K. 2017. What types of articles to write. *American Journal of Nursing*. 117 (5) 68-71.

Questions/Discussion





Penn Nursing

UNIVERSITY *of* PENNSYLVANIA

SCHOOL *of* NURSING