














-  Site boundary
-  Approved access
-  Active frontages
-  Access link
-  3m easement to overhead electric cable
-  Water main require diversion
-  Proposed road
-  Footpath
-  Proposed open space
-  Pedestrian link
-  Proposed MUGA adjacent with 30m easement
-  Proposed pumping station with 15m easement
-  Proposed sub-station with 15m easement

Valley Park
development

Great Western Park
under construction

MUGA

15m

30m