

The **Best** of
Mosby
Dermatology

Find the clinical
solutions you
need swiftly,
reliably, and
cost-effectively.

FREE shipping and
handling on orders
placed before
February 26, 1999 -
this mailing only!

 Mosby

Dear Doctor:

Let's pretend your patient roster for the upcoming day requires that you see more patients than the day before with far less time per consult. (Sound familiar?)

With time crunches like these, efficiency is crucial. That's why Mosby's best-selling dermatology references are designed to give you quick clinical answers when you need them.

Each reference is written by world-respected authorities who provide you with clinically useful, timesaving tools like operative narratives, sample documents, step-by-step illustrations, patient teaching guides, and much more.

These Mosby best sellers are more than helpful diagnostic aids. They expand your knowledge of dermatologic conditions, introduce you to the latest trends and technology, and provide illustrated instruction for new and unfamiliar procedures.

Try them and you'll soon see why these references have become clinical favorites among your peers.

Sincerely

Pat Newman


Pat Newman

P.S. Try any or all of these references FREE for a month, and we'll pick up the cost of delivery on orders placed by February 26, 1999!

New!

Experienced Mohs surgeons tell you how they achieve outstanding results.

Mohs Surgery: Fundamentals and Techniques



*Kenneth G. Gross, MD
Howard K. Steinman, MD
and Ronald P. Rapini, MD
with 12 contributors*

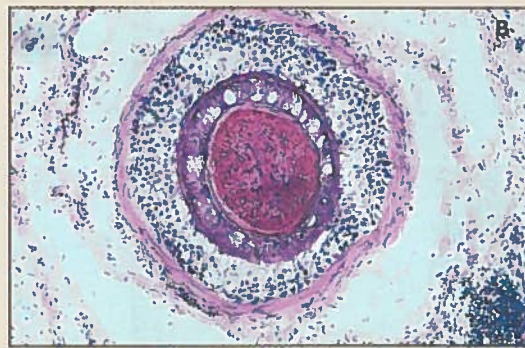
Eliminate skin cancer down to its root by mastering the surgical, dermatopathological, and laboratory aspects of Mohs surgery, a precise method of basal and squamous cell skin cancer removal. This unique technique eliminates only cancerous tissue to provide your patients with the least cosmetic impact and a 95% cure rate, even when cancer is recurrent. Our full-color, visual, how-to guide includes illustrations depicting excision, specimen handling, and expected results of this cost-effective surgery.

- Prepares you for every detail of Mohs surgery with instrumentation notes, equipment lists, and office set-up specifications
- Increases the accuracy of your evaluations by showing you how to create perfect frozen section slides
- Helps you accurately interpret slides by providing comparisons of vertical and horizontal histopathology of skin
- Leads you to identify the location of remaining cancer tissue with precise Mohs mapping techniques.
- Provides sample documents, a list of suppliers, and a glossary of Mohs terms
- Includes the experts' discussion of new uses for Mohs surgery (i.e. the treatment of aerodigestive tumors) and the merits of different types of Mohs equipment

1999 • 383 pages, 328 illustrations
(163 in color) • **Book Code: 32144**



Figure 16-5
A, Vertical (longitudinal) section of hair follicle. From the inside outward, notice the more pigmented matrix zone in the center, the inner root sheath with purplish trichohyalin granules, the pale cells in the outer root sheath, and the eosinophilic vitreous zone.
B, Horizontal (transverse) section of hair follicle. Find the same layers seen in A.



FREE shipping and handling on orders placed before February 26, 1999 - THIS MAILING ONLY!

“This book should be in the personal library of all cutaneous laser surgeons.”

— Archives of Dermatology

Cutaneous Laser Surgery:

The Art and Science of Selective Photothermolysis

Mitchel P. Goldman, MD and
Richard E. Fitzpatrick, MD;
With 12 contributors

Incorporate new techniques into your practice with the guidance of this practical, how-to guide. You'll find treatment protocols for specific lesions with details on equipment settings, duration, and exposures, and a thorough analysis of each laser systems' effectiveness on various clinical applications.

Over 30% more color illustrations, before and after photos and photos of clinical techniques, and timesaving appendices.

December 1998 • Approx. 700 pages, 492 illus. (432 in color)
Book Code 30072



Expanded New
2nd Edition!

Identify the pros and cons of every cutaneous laser system:

- carbon-dioxide • erbium:YAG
- pulse-dye • copper vapor • ruby • Nd:YAG • photoderm
- and more

And explore new treatment options, including:

- CO₂ lasers for skin resurfacing
- The use of lasers in hair removal and photodynamic therapy
- Technologies for vascular lesions, tattoos, and pigmented lesions

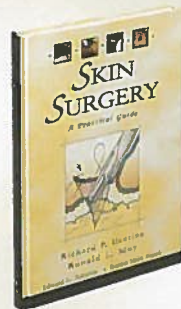
Skin Surgery: A Practical Guide

Richard P. Usatine, MD; Ronald L. Moy, MD; Edward L. Tobinick, MD; and Daniel Mark Siegel, MD

Now you can access practical guidelines on performing time-efficient, cost-effective, in-office skin surgeries from a leading family practitioner and dermatologist. This essential resource provides hundreds of step-by-step, full-color illustrations supported by concise text, algorithms, rationales, and patient information handouts.

- Gives you an expert's knowledge of every in-office skin surgery technique including shave biopsy, punch biopsy, elliptical excision, cryosurgical techniques, electrosurgery, and more!
- Provides you with beginning-to-end instruction covering instrumentation, anesthesia, the diagnosis and treatment of common cutaneous malignancies, and referral

New!



A practical
“how-to”
manual of
techniques.

1998 • 329 pages, 346
color illus.
Book Code 28047



PAT NEWMAN
MOSBY
11830 WESTLINE INDUSTRIAL DRIVE
PO BOX 46908
SAINT LOUIS MO 63146-9934

POSTAGE WILL BE PAID BY ADDRESSEE

BUSINESS REPLY MAIL

FIRST-CLASS MAIL PERMIT NO 135 ST LOUIS MO



NO POSTAGE
NECESSARY
IF MAILED
IN THE
UNITED STATES



FREE shipping and handling on orders placed before February 26, 1999 - THIS MAILING ONLY!

YES! Please send the resources I've checked below on no-risk, 30-day approval.

- GROSS: Mohs Surgery: Fundamentals and Techniques** (32144) \$139.00
 GOLDMAN: Cutaneous Laser Surgery, 2/e (30072) \$195.00
 USATINE: Skin Surgery: A Practical Guide (28047) \$69.95
 COHEN: Atlas of Pediatric Dermatology, 2/e (31137) \$99.95

- FISHER: Genital Skin Disorders: Diagnosis and Treatment** (30735) \$99.00
 JOHNSON: Ethnic Skin: Medical and Surgical (29160) \$95.00
 Eisen: The Mouth: Diagnosis and Treatment (29157) \$79.95

Send no money now! Take a full 30 days to evaluate your purchase. We want you to be completely satisfied, so you may return it if you wish, and we'll cancel your invoice. It's that simple.

SATISFACTION GUARANTEED!

Preview them FREE for 30 days at absolutely no cost or obligation. Put these new techniques and tips to work in your practice. If you're not completely satisfied, simply return them and we'll cancel your invoice. (We'll even pick up the cost of return postage.)

FREE shipping and handling on orders placed before February 26, 1999 - this mailing only!

Please bill me AmEx Visa MasterCard

Acct.No. _____ Exp.Date _____

Signature _____

Daytime phone (____) _____


Name _____

Address _____

City _____ State _____ Zip _____

ID Code: MM-_____ (see four digit code above your name on the brochure)
 All orders are billed for postage, handling, and state sales tax, where appropriate, and are subject to credit approval. All prices subject to change without notice. If using a purchase order, please attach this card and send to Pat Newman at the Mosby address.

MM-6051



Atlas of Pediatric Dermatology
 Bernard A. Cohen, MD

Focusing on variations of common skin problems, this visual guide helps you quickly diagnose and treat children's dermatologic disorders from warts and freckles, to signs of child abuse and symptoms of skin cancers.


- More than 600 high-quality color photographs and illustrations cover skin disorders in both dark and light complexioned patients
- Text gives succinct descriptions of dermatologic conditions, the latest therapeutic recommendations, and a flow chart approach to evaluations

January 1999 • 248 pages, 643 color illus. • **Book Code 31137**

"...Tightly written and easy to read."

- Family Medicine on the 1st edition

The first guide to address male and female disorders with diagnostic and treatment approaches.



Genital Skin Disorders: Diagnosis and Treatment
 Benjamin K. Fisher, MD, F.R.C.P.(C.); and Lynette J. Margesson, MD, F.R.C.P.(C.)

This one-volume resource is co-authored by a male and female team recognized internationally for their knowledge of penile and vulvar disorders. The text provides practical information for all health professionals who need to diagnose or treat genital disorders properly.

- Over 340 color photos supported by thorough text illustrate the diagnosis and treatment of 184 skin disorders that affect the genital region
- Appendix includes timesaving patient information and instruction sheets to provide encouragement to clients

1998 • 385 pages, 345 color photos • **Book Code 30735**



Ethnic Skin: Medical and Surgical
 Bennett L. Johnson, MD; Ronald L. Moy, MD; Gary M. White, MD; with 3 contributors

Your patients' ethnic background can affect the incidence, appearance, and severity of certain skin conditions, as well as how they respond to therapeutic and cosmetic procedures. This special resource provides a clinically focused, well-illustrated look at diagnosing and treating inflammatory and pigmentary disorders in African Americans, Asians and Hispanics.

1998 • Approx. 400 pp./200 full color illus. • **Book Code 29160**

New!

An essential for your multi-cultural practice.



The Mouth: Diagnosis and Treatment
 Drore Eisen, MD, DDS and Denis P. Lynch, DDS, PhD

Written by a dermatologist with a dental degree and a dentist trained in oral and maxillofacial pathology, this full-color reference presents a team approach to diagnosis and treatment of diseases of the mouth.

Hundreds of full-color illustrations guide you through normal oral anatomy, diagnosis of oral diseases, histopathology, and treatment options. Provides clear, fully illustrated coverage of both diagnosis and treatment, emphasizing concurrent medical/dental care of patients with oral lesions.


1998 • 318 pages/318 illus. **Book Code 29157**

A unique team approach to patient care.

M Mosby 11830 Westline Industrial Drive • St. Louis, MO 63146-3318
MM-6051

BULK RATE
U.S. POSTAGE
PAID
MOSBY

The Best of Mosby Dermatology



FREE shipping and
handling on orders
placed before
February 26, 1999 -
this mailing only!