

It can happen in an instant! Your dog drinks some cleaning solution or your cat starts choking on a toy... What do you do? For many, they're likely to go straight into panic mode. But if you know some basic pet first aid, you can turn a terrifying moment into a heroic experience. So, keep calm and tend to any pet emergency with these life-saving tips.

### Be Prepared for a Pet Emergency

A pet emergency can happen anywhere and at any time. So, how do you prepare yourself for potential pet problems? By building your own pet first-aid kit, of course! Place the following products in a medium-sized bag to create a simple first-aid kit that'll set your mind at ease:

- Your vet's information
  - 6' Leash
  - Cotton balls
  - Gauze
- Adhesive tape
  - Tweezers
  - Spare towels
  - 3% Hydrogen peroxide
- Breakaway collar
  - Blanket
  - Saline solution
- Small flashlight
  - Digital pet thermometer
  - Padded pet carrier

### Taking Appropriate Action

While a serious pet emergency requires immediate action, remember to consult your veterinarian in all dire situations. Yes, your quick thinking may save your pet's life, but it's not a substitute for veterinary care. Even after the crisis has passed, please visit your veterinarian for proper treatment.

### How to Treat Cuts, Punctures, or Bites

1. Because some animals bite out of fear or pain, make sure you muzzle your furry friend before tending to their injury. It's merely a precaution to protect yourself from your pet's involuntary outbursts.
2. Disinfect the wound with cotton balls soaked in saline solution. Through its unique combination of salt and mild antibacterial properties, common contact lens solution actually washes away all kinds of debris.
3. If bleeding has subsided, apply either antiseptic spray or itch relief hydrocortisone spray to the wound, which will help seal the skin. However, if fresh blood is detected, apply direct pressure to the wound with gauze until it clots.
4. To prevent your pet from licking their wound, place gauze over the injury. Then, wrap up the affected area with adhesive tape so the gauze stays securely in place. Remember to change the bandage every day until the wound has healed.

### How to Remedy Pet Poisoning


1. If you suspect your pet has ingested something toxic, call your vet immediately. Be ready to tell them the breed, age, sex, and weight of your pet, as well as your pet's symptoms.
2. With your vet's consent, you can induce vomiting by giving your pet some household hydrogen peroxide. Administer 1-2 teaspoons of the solution for every 10 pounds of your pet. In just 5-10 minutes, your pet should vomit.
3. Try to get your pet to drink some water. A cup of fresh water can significantly reduce the risk of organ damage from any poison that's recently entered their body.
4. Next, collect a sample of the vomit with an XL Premium Waste Bag. With this in tow, take your pet to the vet. This fresh sample will help your vet determine the next course of action.

### How to Perform the Pet Heimlich Maneuver

1. Like humans, your pet will let you know if they're choking. A sudden coughing spell and pawing at their mouth are both telltale signs that your pet is in peril.
2. Using both your hands, try to open your pet's mouth and look inside it. If any foreign object is detected, try removing it with tweezers.
3. If the object can't be moved or even be seen, lay your pet on their side. Tilt their head down and their hindquarters up.
4. Place both hands beneath their ribcage and press it 3-4 times in a thrusting motion. This quick action will push air into their lungs and dislodge the object from their throat. Repeat this step until the object is eradicated.
5. Visit your vet. Even if you're successful in removing the object, your pet may have sustained an internal injury that only your vet can treat.

Article by Marisa Christiano  
Information for reference only. Items and availability may vary.


## FEATURED PRODUCTS



Pro-Sense Antiseptic Medicated Spray for Dogs - 4 oz

**\$3.98**  
You Save: \$0.44 After Mail-In Rebate


Add to Cart



Pro-Sense Itch Relief Hydrocortisone Spray for Dogs - 4 oz

**\$5.48**  
You Save: \$0.60 After Mail-In Rebate  
Free Ship to Store


Add to Cart



Masterpaws Large Pet Throw

**\$11.99**  
You Save: \$1.32 After Mail-In Rebate


Add to Cart



XL Premium Waste Bags 100ct - Various Designs

**\$9.99**  
You Save: \$1.10 After Mail-In Rebate

Add to Cart



Pet Trends 6' Dog Leash

**\$3.99**  
You Save: \$5.44 After Sale Price & Mail-In Rebate

Add to Cart

SIGN UP FOR  
PET CENTER EMAILS

VIEW ALL  
PET CENTER ARTICLES