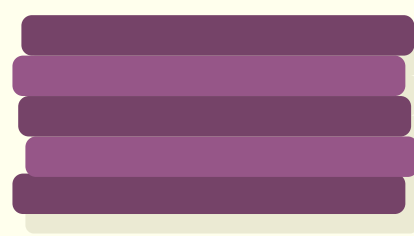


HOW TO BEGIN A BATHROOM MAKEOVER

PAINT



Wall paint is an inexpensive and easy way to revitalize the look of any room. Update your walls with trendy colors like natural hues.




TILES: Paint or install new tiles to bring new breath to your bathroom floors.

HARDWARE



FAUCETS: Sharply defined edges, golds and bronzes are the goal if you're looking to stay on-trend. Let your faucet choice dictate the rest of the hardware in your bathroom.




Toilet paper holders: A quick switch like this can change style quickly. This year, consumers are more interested in hiding toilet paper rolls, so opting for a holder with a decorative hood would be a great idea.

Towel rings and racks: A new towel rack can be a great way to optimize storage in a stylish way. Grab some new towels and your bathroom will be headed in a new direction.



LINENS


SHOWER CURTAIN: For a quick and modern upgrade, ditch your old shower curtain. Replace it with a new one that features minimal design. Minimal designs will draw more attention to other areas of the bathroom, like the faucets, mirrors, lights or even hardware.



TOWELS: Towels that serve as accents to the room's overall design are very on-trend. Try towels with geometric patterns.



BATH MAT: Similar to patterned towels, a new bath mat can serve as an accent that also adds a bit of warmth.



CLEANING



A simple idea that can go a long way. Take grout cleaner and scrub the grout between the tiles on your floor and shower. Watch as your grout returns to its original glow.

BROUGHT TO YOU BY

MENARDS | **MOTIV8**