

GOODS
PRETTY PESTS

CUSTOM KITCHENS
PROJECTS + PRODUCTS

LAST WORD
PERSONAL SPACE


at home

IN FAIRFIELD COUNTY

MAKE IT
YOURS!

\$5.95

MAY/JUNE 2021
athomefc.com



IT'S TIME TO SHOW THE HEART OF YOUR HOME SOME EXTRA LOVE

KITCHEN GOALS



Ready to build new or invest in a redo? We have you covered. We've got **five kitchens**—ranging from traditional to transitional to modern—to suit every taste, and on pages 44-45, we've gathered the **latest** kitchen appliances, chic hardware and elegant yet usable tools. Inspiration is served.



karen bow

// KAREN BOW INTERIORS //



Age and style of home: This home is a 1930s Greek Revival-style house that has had three major renovations over the last twenty-five years to achieve its current appearance.

Setting the scene: The new kitchen was originally a very small dining room and kitchen with a wall in between. The former kitchen was small yet aesthetically charming and more French Provincial in style, keeping with the design of the rest of the home. There were also sliding glass doors that led to an outdoor patio with room for a sitting area at the end.

Design concept: My clients love to have a kitchen full of friends and family, so we opened up the space by removing the wall and using the space of the old dining room, which had essentially become a storage room.

A special request: We were inspired by the husband's love of deVOL English kitchens, but I wanted to add a more modern feel with the updated design choices: the lighting, the wallpaper, the custom cabinet finish and the art. I found the art while on vacation in California and immediately fell in love with it. The clients then visited the gallery in California and confirmed how perfect our choice was. Another important request was to create more room for people to be in the kitchen and to add an area for a bar where guests could congregate without being in the workspace.

Custom touch: The wife wanted a cozy nook for laptop work and for the family to dine casually, so we removed the outdated sliding doors and added a custom seating area to fill the space to perfection. From the very beginning, this was a design choice priority.

Resources:

Interior designer: Karen Bow Interiors, Darien; 914-953-1517; karenbow.com
Contractor: Evan Dadoulis, Smart Solution Contractors, Norwalk; 203-857-0665
Architectural drawing: Michael Gurnari, Michael Gurnari Architectural Design, Norwalk
Workroom: Artistic Upholstery, Norwalk; 203-849-8907; artisticupholsteryandfabrics.com

PHOTOGRAPHY AND PORTRAIT: AMY VISCHIO





diana byrne

// DB DESIGN //

Age and style of home: In this twenty-year-old home, everything was covered in yellow, granite and moldings. We renovated the entire house into a timeless, streamlined dwelling with a nod to a modern barn house style.

The clients: They're an active family of five, plus a pup. The client was an architect in her former life, so the minute details were as important and impactful as the overall statement and function.

Setting the scene: The original kitchen had a small island, granite countertops, heavy moldings, a wonky layout and cabinets out of sync and everywhere.

Design concept: We wanted durable finishes, timeless style, streamlined efficiency and everything to have its place. The clients also wanted a calm and airy space. We showcased the new windows and flip-flopped the doorway to the mudroom, thus elongating the new floor-to-ceiling cabinets. This also created more symmetry at the kitchen window.

A special request: A secret, hidden desk can be completely closed up at the end of the day, and it blends in with the rest of the cabinets.

Making an impact: The mix of surfaces—oak, stone, light and dark painted finishes and backsplash tile—makes a statement. Mixing the materials while keeping clean millwork lines and lighting struck the intended balance. In the former kitchen, the table had been sitting in the middle of the room at the end of the island, so moving and creating a custom banquette and table, designed to sit in front of the new windows, also allowed for a larger island.

Resources:

Interior designer: Diana Byrne, DB Design; Rye, NY; 646-246-2617; dbdesigninc.com

Architect: Doug Patt, AIA, Allentown, PA; 610-657-3244; dougpatt.com

Builder: Tom and Mike Gallego, Yonkers, NY; 914-963-7177;

bashfordconstruction.com

PHOTOGRAPHY: JANE BEILES; PORTRAIT: ALIX MARTINEZ







ingrid becker

// DEANE, INC. //



Age and style of home: This is a classic New England-style Colonial home that was built in 2000 and is conveniently located within walking distance to town.

Setting the scene: The original kitchen was a traditional style with limited storage and open soffits, and it had an abundance of nonfunctional decorative posts.

The clients: They are super fun, super classy and super experienced—the dynamic duo! Because they are very experienced in renovations, they were in tune with their vision and wish list.

Design concept: They wanted a blend of transitional and traditional elements to achieve an updated look while keeping the space classic and timeless. We achieved this with a flush inset door style with a hand brushstroke painted finish. Beautiful unlacquered brass hardware from England complements the overall look. The mix of stone and wood countertops adds to the ambience.

A special request: Finding additional storage space and utilizing every fraction of an inch on the countertop surfaces were my goals. To achieve them, I found additional storage space where it wasn't obvious, recessing cabinetry into the walls to provide deeper cabinets, and inverting a decorative countertop edge to gain



every bit of usable counter space. Several glass upper cabinet doors showcase the clients' beautiful collection of decorative tableware. **Custom touch:** The custom Ann-Morris pot rack over the island sets this kitchen apart with its integral pendant lighting and unlacquered brass railing.

Resources:

Kitchen designer: Ingrid Becker, Deane, Inc., Stamford; 203-327-7008; deaneinc.com
Interior designer: Alexa Hampton, New York City; alexahampton.com
Architect: Louis DiBerardino, Studio DiBerardino, New Canaan; 203-972-8704; studiodiberardino.com
Builder: Hobbs, Inc., New Canaan; 203-966-0726; hobbsinc.com



david lapierre + joseph najmy



// ROBERT A. CARDELLO ARCHITECTS + NUKITCHENS //

Age and style of home: **DL:** This kitchen is part of a new home project, located on the Rowayton waterfront. The house's front façade was designed to blend in nicely with the surrounding traditional Shingle-style houses, while the water side took on a more modern look.

The clients: **DL:** They're a young family with two kids who love to entertain. They were fun to work with and willing to experiment with a modern, sleek look.

JN: They were energetic, thoughtful and creative.

Design concept: **DL:** The clients wanted a clean, uniquely styled kitchen, and Nukitchens suggested working with Poggenpohl to create a custom design for the Sub-Zero refrigerator/freezer doors. An indoor/outdoor flow was also key, so a large pass-through "service window" overlooks the covered porch, which has an outdoor fireplace and TV.

JN: The clients wanted a pure design with a mix of white gloss and brushed aluminum finishes on the cabinetry. The inspiration

was the juxtaposition of the apothecary drawers for the front of the refrigerator.

A special request: **DL:** This kitchen is a great workspace—spacious and clean—but it also serves as an extension of the living area, connected to the outdoor terraces and open to the views. We loved creating a space that was so unrestricted and accessible.

JN: The Poggenpohl +STAGE pantries with retractable doors on either side of the fridge offer combined storage and workspace that can be concealed behind tall pocket doors. These cabinets store small appliances, a microwave, a built-in coffee maker, utensils and mixing bowls, yet can close quickly for a party.

Custom touch: **JN:** The refrigerator door panels are built from 108 individual apothecary drawer fronts by Plain & Fancy, with conical knobs for a great textural, throwback look that contrasts with the clean, modern Poggenpohl cabinetry.





Resources:

Architect: David LaPierre, Project Architect,
Robert A. Cardello Architects, Westport;
203-853-2524; cardelloarchitects.com
Kitchen designer: Joseph Najmy, Nukitchens,
South Norwalk; 203-831-9000; nukitchens.com
Interior designer: Nightingale Design, Rowayton;
203-246-9235; julienightingaledesign.com



kathy hodge

// SAGE DESIGN //



Age and style of home: This home was built in the 1930s with 10-foot ceilings and sweeping views of a river. The home is quite large, with six bedrooms and a two-bedroom guest suite over the garage.

Setting the scene: The original kitchen was quite small and very disproportionate to the size of the house. We moved the family room, which was adjacent to the kitchen, into the dining room, and then used the old family room to create a large kitchen with two islands and a fireplace.

The clients: They're a family with six children and several pets! The two islands provide plenty of space for food prep and homework or just a place to sit and talk. Having a sofa in the kitchen offers a great respite from the day-to-day whirlwind. I've seen reading and card playing on that sofa.

Design concept: Since the kitchen has three sections—a main island, a small island and a dining area—we wanted a strong color palette to unite the three spaces. Grounding the stove wall in navy glass tile, the navy painted mullions on the windows, and the other shades of blue in the upholstery made the space feel like one.

Making an impact: I love the hammered stainless-steel island counter and integrated sink. The navy glass tile wall is also a showstopper—there is so much movement in each piece of tile, and the overall random pattern really works. What made the most impact, according to my clients, are the different gathering spaces in the kitchen. Their son can be having friends over for a snack, while the nanny feeds the baby, and the mom helps with homework, and everyone is using different parts of the kitchen!

Resources:

Interior designer: Sage Design, Fairfield;
203-553-9656; sagedesign.com
Builder: Mike Nast, Nast Construction;
914-490-9984



PHOTOGRAPHY: WILLIE COLE PHOTOGRAPHY; PORTRAIT: KRISTIN MILLER



15 NEW FINDS

RECIPE FOR STYLE

Mix designer appliances with fabulous finishing touches



MAKE IT
CUSTOM

▲ 4 // **BLUESTAR**
BlueStar by Design
Fireclay Tile
fridge; \$15,690.
bluestarcooking.com

▶ 6 // **ROCKY MOUNTAIN HARDWARE**
Quatrafoil knob; \$53.
Flute cabinet knob; \$99.
Tab cabinet pull; \$66.
rockymountainhardware.com



▲ 2 // **GLOBAL**
Classic 5-piece Teikoku knife
acrylic block set; \$600. *Williams
Sonoma, Westport;*
williams-sonoma.com



◀ 1 // **CRATE & BARREL**
Acacia wood and
gold measuring
cups; \$24.95 for
set of 4. *Westport;*
crateandbarrel.com




3 // **BALMUDA**
Toaster oven;
\$329. *food52.com*



5 // **ALLSTONE GROUP**
Carrara marble 36"
stone 60/40 double bowl
farmhouse sink; \$2,510.
thesinkboutique.com



▶ 7 // **SISTER PARISH DESIGN FOR COUNTRY FLOORS**
Albert ceramic tiles,
6x6; \$24.64 per
sq. ft. *Greenwich
Tile & Marble;*
greenwichtileandmarble.com



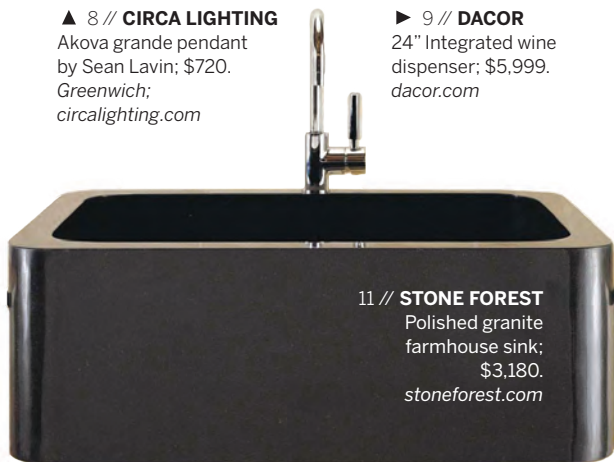
IMAGES COURTESY OF DESIGNERS/BRANDS



▲ 8 // **CIRCA LIGHTING**
Akova grande pendant
by Sean Lavin; \$720.
Greenwich;
circalighting.com



◀ 10 // **SAMSUNG**
BESPOKE 4-Door Flex™
refrigerator, available in eight
colors and two finishes;
price upon request. samsung.com



▲ 11 // **STONE FOREST**
Polished granite
farmhouse sink;
\$3,180.
stoneforest.com




▶ 9 // **DACOR**
24" Integrated wine
dispenser; \$5,999.
dacor.com

▼ 15 // **WATERWORKS**
Keystone Prunella;
starting at \$117 per sq. ft.
Greenwich;
waterworks.com



12 // **NESPRESSO**
Lattissima
One espresso
machine; \$379.95.
bloomingdales.com



▲ 13 // **LA CORNUE**
Château 150 range in
Quintessential Teal; \$52,300.
lacornuecollective.com

▶ 14 // **KOHLER**
Tone pull-down single-
handle semi-professional
kitchen sink faucet; \$797.50.
Westport.us.kohler.com



IMAGES COURTESY OF DESIGNERS/BRANDS