

Technical communications sample
(completed as part of coursework for Society of Technical Communication)

Background information

Tom Simmons is the user documentation manager at [Cuisinart](#), which is preparing to launch its newest model of electric can opener, the *Moderne*. It operates the same as the previous model, but the design is “sleeker,” according to the marketing department. The previous model was more rectangular; this model eliminates angular corners in favor of rounded ones, so the unit appears almost triangular.

User instructions are the same as they were for the previous model, but the design change prompted Tom to bring me in to write a new quick start guide.

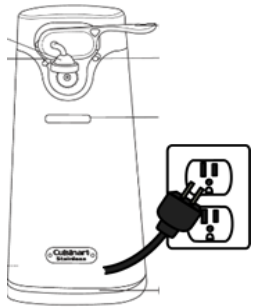
copyright Cheryl Krause

Cuisinart *Moderne* Can Opener

Quick Start Guide

1

Plug *Moderne* into electric outlet.



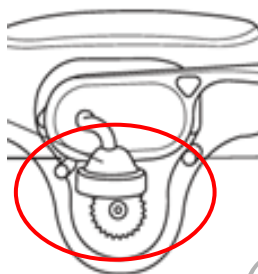
2

Raise lever.

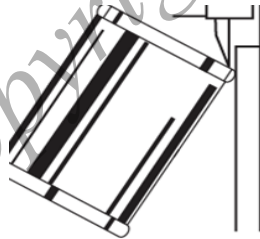


3

Position can under guides.



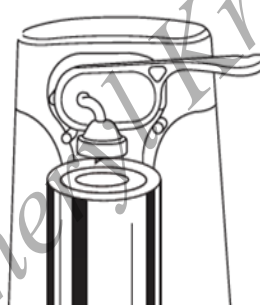
Make sure the magnet grabs the can. Here's how:



Tilt the can as needed.

4

Press down lever.



Make sure the blade pierces the can. Here's how:



Cutting begins. When cutting finishes, the *Moderne* stops automatically.

5

Hold can firmly with one hand, and raise lever with other hand.



6

Remove lid from magnet.



Cuisinart *Moderne* Can Opener

Quick Start Guide

Staying safe when using Cuisinart's *Moderne* electric can opener

- Never immerse the *Moderne*, or its electrical cord, in water or any other liquid.
- Unplug the *Moderne* when not in use.
- Don't touch any moving parts.
- Don't use the *Moderne* if it's damaged.
- Never use any electric can opener on cans containing flammable materials or aerosols.
- Only use the *Moderne* indoors.

Customer service

Contact Cuisinart's customer service department by phone or online:



(800) 765-0000

9 a.m. – 6 p.m. EST

Monday – Friday



cuisinart.com/customerhelp