

The Top 3 Windows 10 Password Reset Tools to Recover a Lost Password

Frustrated with a lost Windows 10 Password? Here are 3 tools to get you logged in.

BY MATT HALL
PUBLISHED 17 HOURS AGO



Getting locked out of Windows 10 can be a nightmare. Fortunately, there are a few Windows 10 password reset tools that can help you solve this issue. But you don't want untrustworthy software to have your Windows password! So, how do you choose the right one

Here are our three favorites that make unlocking Windows 10 easy.

The Best Windows 10 Password Reset Tools

Here are the best tools for resetting your Windows password.

1. PassFab 4WinKey

PassFab 4WinKey is a brilliant [Windows 10 password reset tool](#). It can reset or remove both local and admin passwords as well as help you create or delete windows accounts fast. It works for all desktops and laptops and only takes a single click to create a Windows password reset disk.

Main Features:

- Use with Windows or Mac
- Easy to create a bootable recovery disk, DVD, or USB
- Remove Windows 10 passwords for all user accounts
- Resets forgotten passwords
- Remove or install new Windows 10 accounts easily

Pros:

FEATURED VIDEOS



- Easy to use for beginners and advanced users
- A single click can create a bootable Windows 10 reset disk
- Helpful support and excellent tutorial walkthroughs
- A reliable choice for all users

Cons:

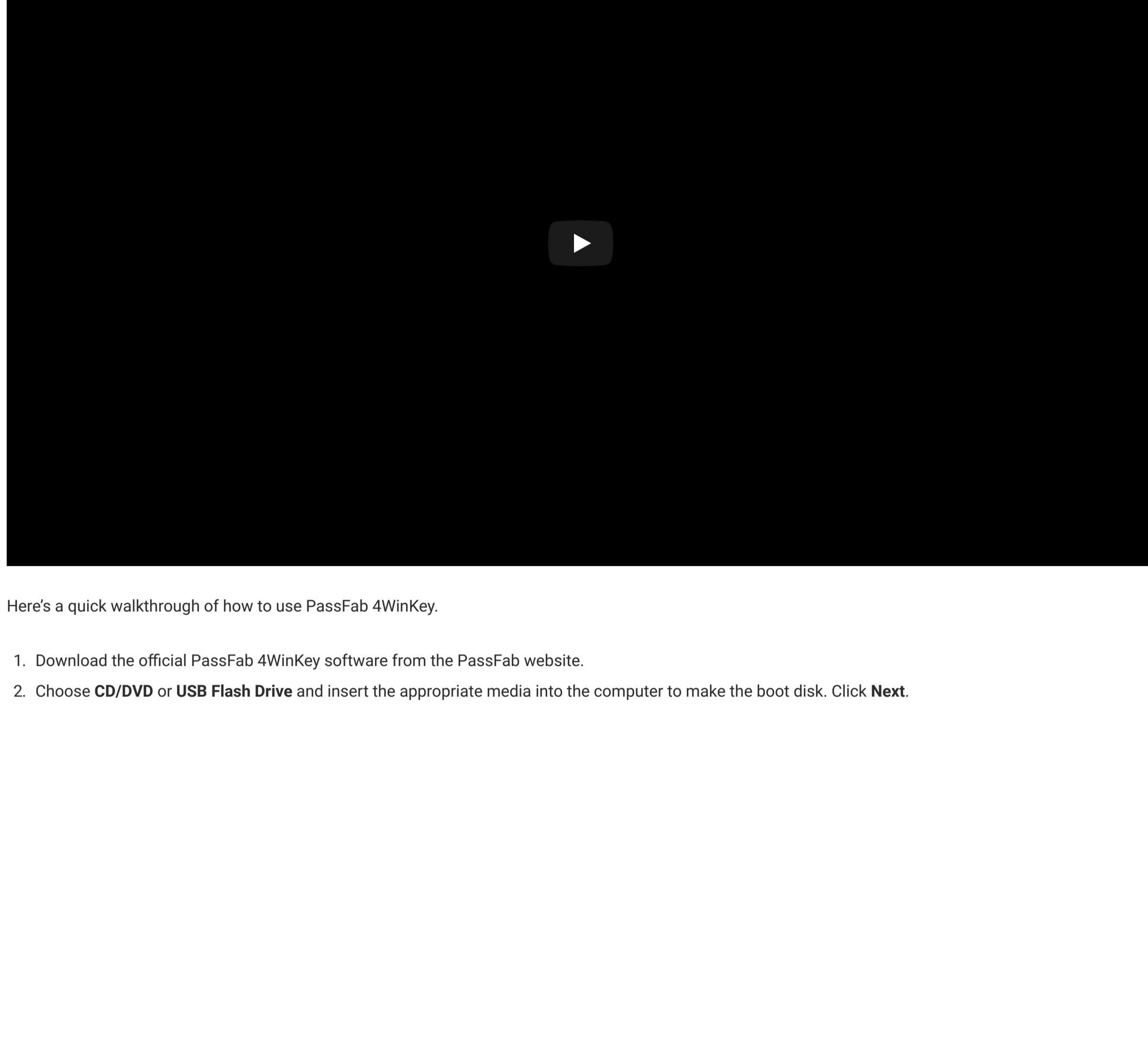
- Version specific functions
- Free trial only available from PassFab 4WinKey website.

Why We Like It:

The main reason we like PassFab 4WinKey is that it's the easiest to use out of the bunch. The support and tutorials are unparalleled, and it also offers some upgraded features that are useful for more advanced users.

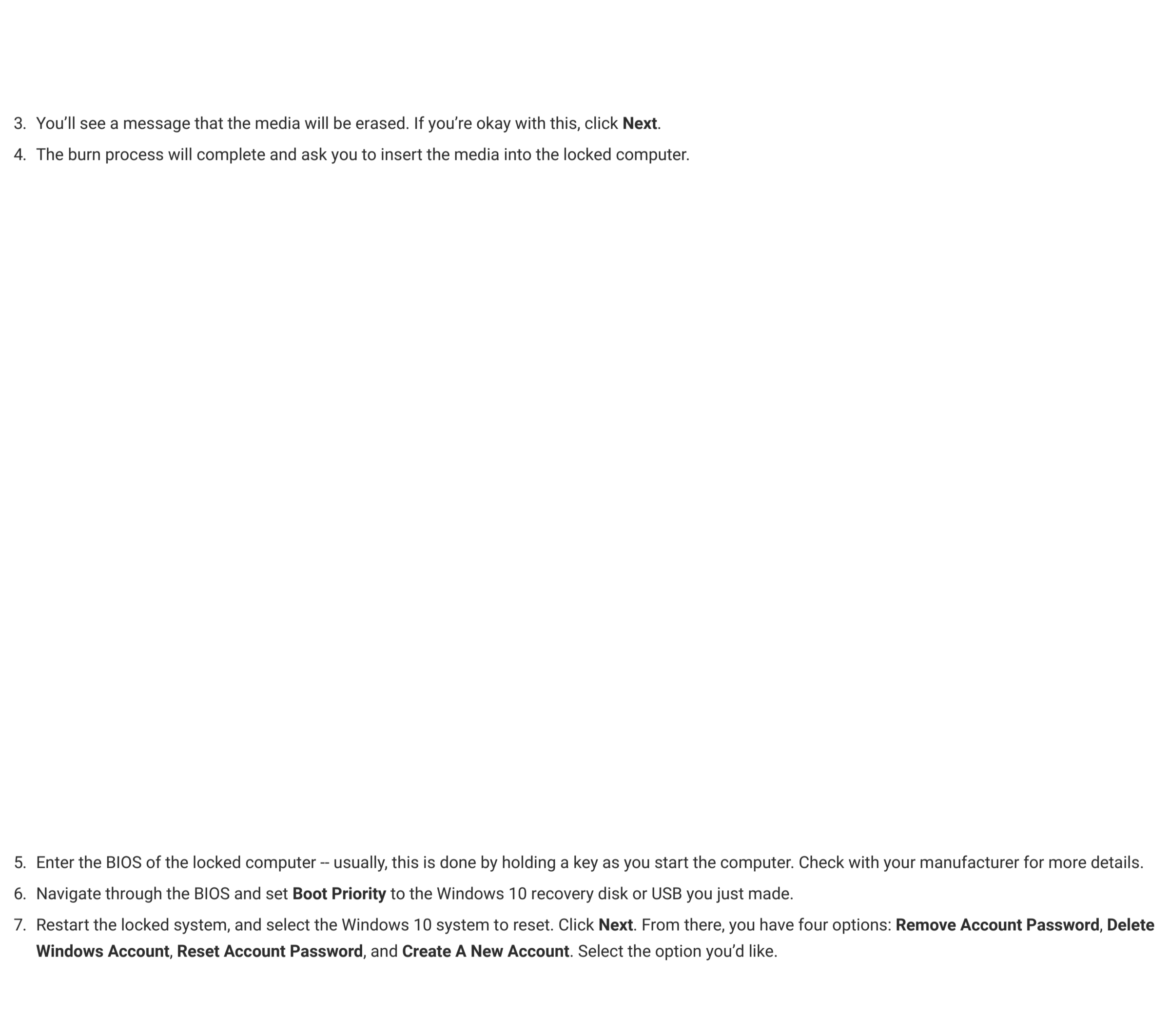
Bonus: For a limited time, PassFab 4WinKey is offering MUJO readers a 30% discount when they use code **PFULTI** at checkout.

How to Use PassFab 4WinKey:

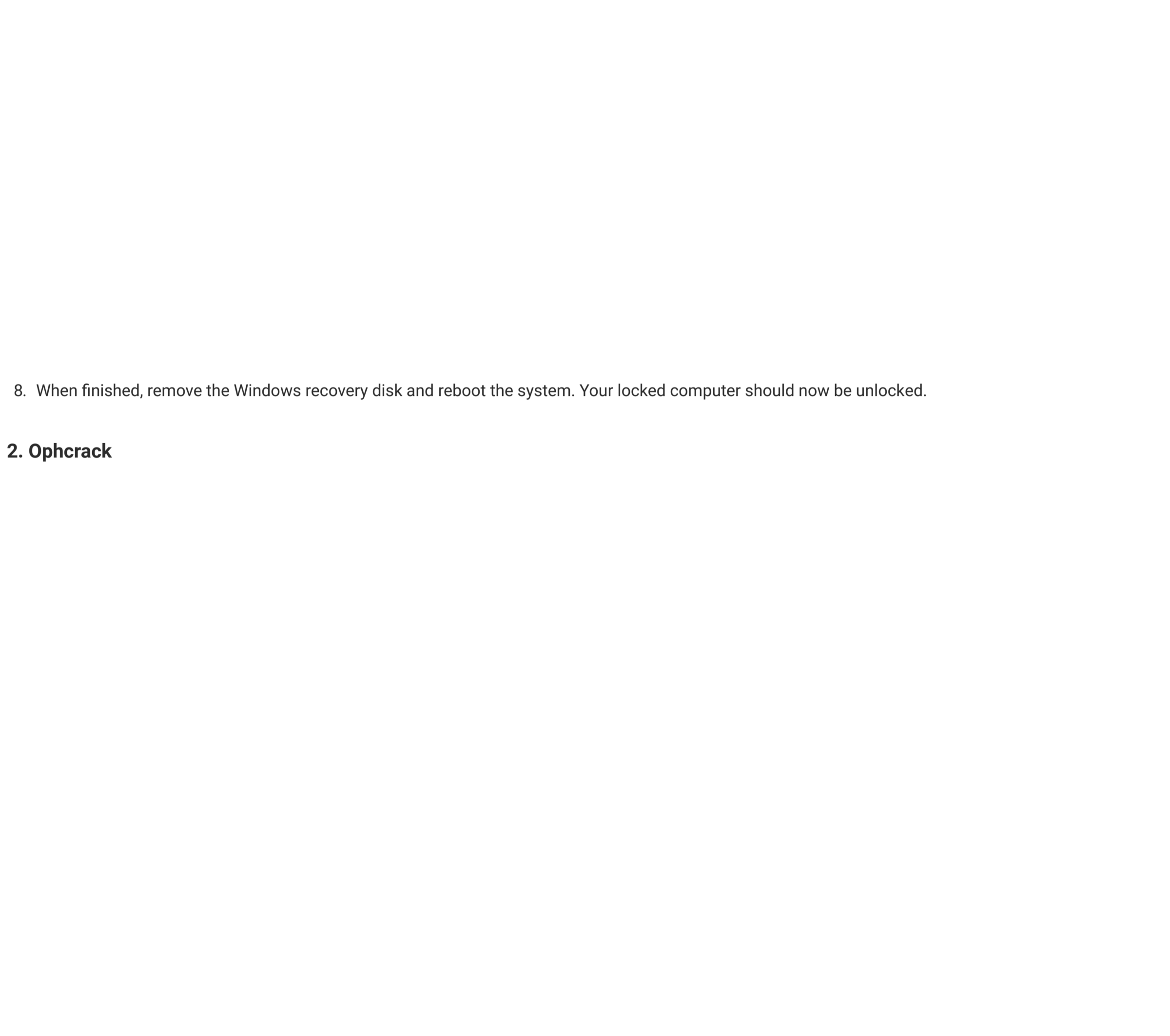


Here's a quick walkthrough of how to use PassFab 4WinKey.

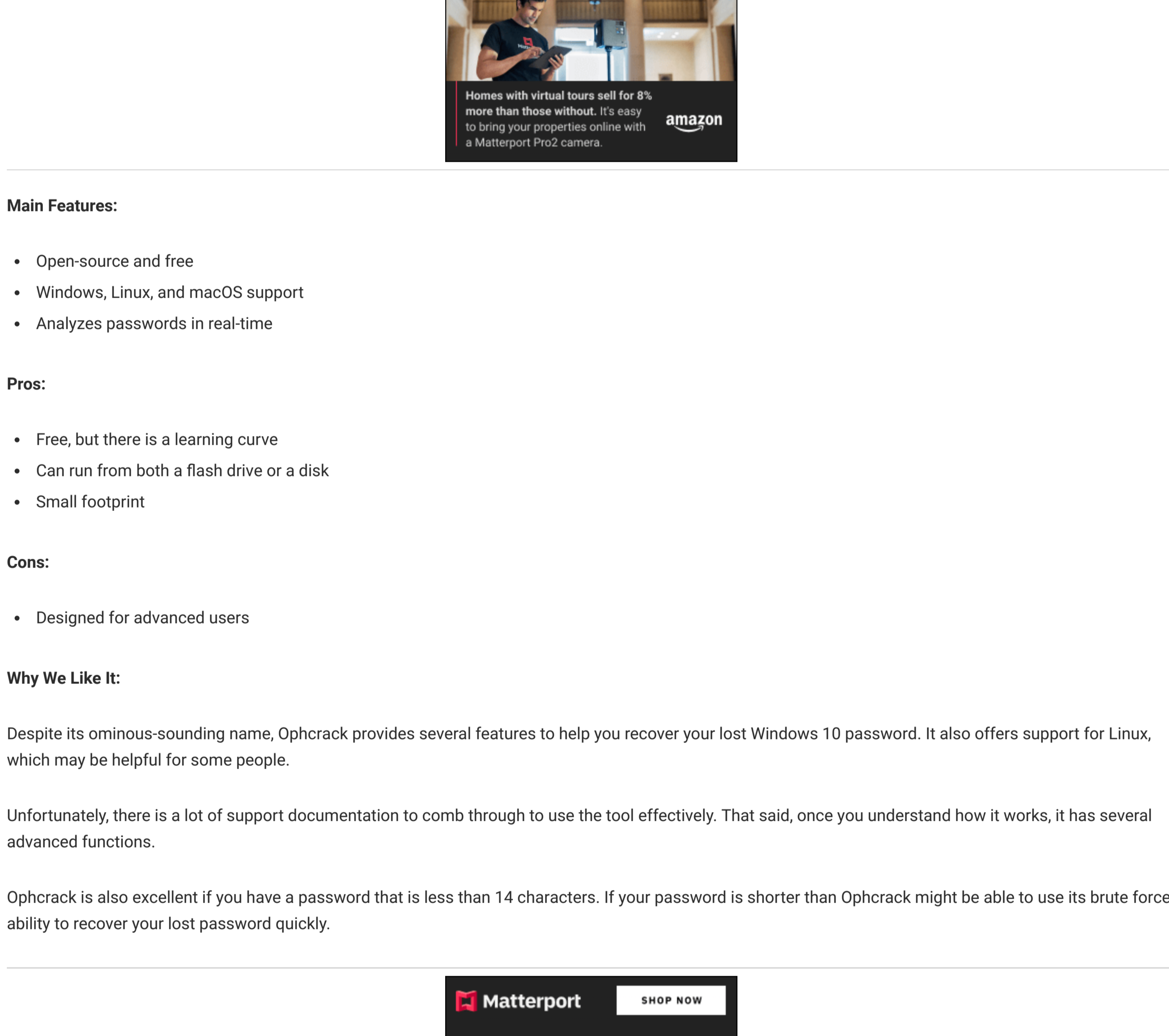
1. Download the official PassFab 4WinKey software from the PassFab website.
2. Choose **CD/DVD** or **USB Flash Drive** and insert the appropriate media into the computer to make the boot disk. Click **Next**.



3. You'll see a message that the media will be erased. If you're okay with this, click **Next**.
4. The burn process will complete and ask you to insert the media into the locked computer.



5. Enter the BIOS of the locked computer – usually, this is done by holding a key as you start the computer. Check with your manufacturer for more details.
6. Navigate through the BIOS and set **Boot Priority** to the Windows 10 recovery disk or USB you just made.
7. Restart the locked system, and select the Windows 10 system to reset. Click **Next**. From there, you have four options: **Remove Account Password**, **Delete Windows Account**, **Reset Account Password**, and **Create A New Account**. Select the option you'd like.



8. When finished, remove the Windows recovery disk and reboot the system. Your locked computer should now be unlocked.

2. Ophcrack

Ophcrack is a free password reset tool for Windows, Linux, and macOS. The best part of Ophcrack is that it doesn't require additional purchases. It's also suitable for recovering shorter passwords.



Main Features:

- Open-source and free
- Windows, Linux, and macOS support
- Analyzes passwords in real-time

Pros:

- Free, but there is a learning curve
- Can run from both a flash drive or a disk
- Small footprint

Cons:


- Designed for advanced users

Why We Like It:

Despite its ominous-sounding name, Ophcrack provides several features to help you recover your lost Windows 10 password. It also offers support for Linux, which may be helpful for some people.

Unfortunately, there is a lot of support documentation to comb through to use the tool effectively. That said, once you understand how it works, it has several advanced functions.

Ophcrack is also excellent if you have a password that is less than 14 characters. If your password is shorter than Ophcrack might be able to use its brute force ability to recover your lost password quickly.



If your password is longer than 14 characters, we still recommend PassFab 4WinKey.

3. Microsoft Official Password Reset Disk

If an ounce of prevention is worth a pound of cure, then consider Microsoft's official password reset disk option like taking your vitamins. In addition, Microsoft's free Windows 10 password reset tool is excellent for recovering your forgotten password.

The only problem here is that you'll need to use it before getting locked out of your machine. Our advice: use this every time you change your password or install Windows on a new computer.

Features:

- Recover passwords using Microsoft's official software
- Once disk is created, easily reset passwords with a few clicks
- Microsoft support and walkthroughs

Pros:

RELATED TOPICS

- PROMOTED
- WINDOWS
- PASSWORD RECOVERY
- PASSWORD TIPS

ABOUT THE AUTHOR

Matt Hall (96 Articles Published)
Matt L. Hall covers technology for MUJO. Originally from Austin, Texas, he now resides in Boston with his wife, two dogs, and two cats. Matt earned his BA in English from the University of Massachusetts.
More From Matt Hall →

SUBSCRIBE TO OUR NEWSLETTER
Join our newsletter for tech tips, reviews, free ebooks, and exclusive deals!

[CLICK HERE TO SUBSCRIBE](#)

