

CHOOSING AND SETTING UP A HEADSET QUICK REFERENCE GUIDE




Enterprise Voice and Video Engineering







Overview



This piece will help you choose and set up a headset. See the [Headset Ordering Guide](#) for detailed instructions on how to order a headset.

For a complete list of available USB Headset options for Jabber, reference our [Jabber First Time Headset Setup Guide](#).

Headset Options

To Use...	Do This...
A wired headset	<ol style="list-style-type: none">1. Purchase a Plantronics HW710 (1-Ear) or HW720 (2-Ear). For step 10 of the Headset Ordering Guide, type HW710/HW720 in the search bar and select the headset.  HW710  HW7202. Purchase a Disconnect Cord for connectivity to your phone. For step 10 of the Headset Ordering Guide, type 26716-01 in the search bar and select the cord.  26716-013. For installation directions, see Wired Headset Installation.

To Use...	Do This...
<p>A wireless headset</p>	<p>Purchase a Plantronics CS510 (1-Ear) or CS520 (2-Ear). For step 10 of the Headset Ordering Guide, type CS510/CS520 in the search bar and select the headset.</p> <div style="display: flex; justify-content: space-around; align-items: center;"> <div style="text-align: center;">  <p>CS510</p> </div> <div style="text-align: center;">  <p>CS520</p> </div> </div> <hr/> <p>If you have one of the phones listed far right, purchase a Plantronics APU-72 hook switch adapter. This provides wireless headset connectivity to your phone.</p> <div style="display: flex; justify-content: space-around; align-items: center;"> <div style="text-align: center;">  <p>APU-72</p> </div> <div style="text-align: center;">  </div> </div> <p>For step 10 of the Headset Ordering Guide, type PLT-202578-01 in the search bar and select the adapter.</p> <p>For installation directions, see Wireless Headset Installation for 8800, 9900, DX Series.</p> <hr/> <p>If you have one of the phones listed far right, purchase a Plantronics APC-43 hook switch adapter. This provides headset connectivity to your phone.</p> <div style="display: flex; justify-content: space-around; align-items: center;"> <div style="text-align: center;">  <p>APC-43</p> </div> <div style="text-align: center;">  </div> </div> <p>For step 10 of the Headset Ordering Guide, type PLT-38350-13 in the search bar and select the adapter.</p> <p>For installation directions, see Wireless Headset Installation for 7900 Series.</p>

To Use...	Do This...
<p>A wired USB headset</p>	<p>Purchase a Plantronics C310 (1-Ear) or C320 (2-Ear).</p> <div style="display: flex; justify-content: space-around; align-items: center;"> <div style="text-align: center;">  <p>C310</p> </div> <div style="text-align: center;">  <p>C320</p> </div> </div> <p>For step 10 of the Headset Ordering Guide, type PLT-C310 or PLT-C320 in the search bar and select the headset.</p> <p>For a complete list of available USB Headset options for use with Jabber, see the Jabber First Time Headset Setup Guide.</p>