



Check your bags faster with United Digital ID

We're testing new technology to make travel easier and safer, and you get to try it out first.

Create a United Digital ID today so you can quickly check your bags without showing your ID.

How it works



Create your United Digital ID

Take a selfie and upload your travel ID.



Smile for the camera

Once the kiosk confirms your identity, just drop off your bags.



Check your bags at a kiosk

After you check in, tag your checked bags at a kiosk.

Create your United digital ID

United Digital ID is available for United customers who are 18 or older. Take a selfie and upload your travel ID to get started.

Start



Enroll in United Digital ID

United Digital ID allows individuals age 18 and older to use facial recognition technology at certain bag check locations and boarding gates. Your participation in United Digital ID is voluntary.

Enrollment:

If you choose to enroll in United digital ID, you will need to take and register a photo of your face and your travel ID. We will use the photo of your face and your ID to create an encrypted token on your mobile device. We will collect the following information from your ID: first and last name, type of ID, ID expiration date, [INSERT]

Validation:

Your physical ID will be validated through a third-party service.

Trip selection:

During check-in, you can select to use your United digital ID on the trip.

Identification:

If you choose to use your United digital ID, the application will transfer the encrypted token of the registered photo of your face and your ID information to United so that we can associate this with the facial biometric information captured at our facial recognition kiosk. We will then compare the facial biometric information collected at the kiosk with the facial biometric information on file in your United digital ID. If we confirm your identity, you will be able to drop off your bag. The facial biometric information collected at the kiosk will be deleted two hours after your departure.

[United privacy policy](#)



☒ By checking here, you give specific consent to United to process and transfer the information for these purposes.

Enroll

Cancel



Take a selfie

Let's start by taking a photo to help verify your identity.

Why do you need my photo?

We'll use your selfie to match the photo on your driver's license or passport, and we'll store it safely in your United Digital ID.

Take a selfie



Scan your face

- Make sure to remove your mask
- Make sure there's good lighting
- Take off accessories, glasses, hats and scarves
- Make sure you're the only person in the frame
- Keep a straight face

Continue

9:41



Digital ID



**Slowly move your head
up and down**

9:41



Digital ID



**Slowly move your head
left to right**

9:41



Digital ID



**Center your face within
the circle**

9:41



Digital ID



✓ Selfie captured

Use selfie

Retake



Take a picture of your ID

Now let's take a photo of your valid passport with NFC chip or US driver's license to save as your travel ID.

States that are not eligible: **CA, NV, UT, LA, MN, AL, SC, WV, OK, NY** and **NH**.

Why do you need my ID?

We need a photo of your travel ID so we can verify it with a third-party source.

Take a photo of your ID



Digital ID




Continue

Please turn your ID over

21

90000000
00000001



CLASS: D-Operator's vehicles <26,001 GVWR. Persons < 16 not HazMat.

04/30/1970

ENDORSEMENTS: None

RESTRICTIONS: None

DELLAVALLE



Rev 08/02/2017
www.dmv.de.gov



9:41



Digital ID





Review your information

Your United Digital ID is almost ready. Please double-check your information below.



Your selfie

Captured on Feb 19, 2021, 9:12 a.m.


[Retake selfie >](#)

Driver's license

Name	Jill Brinker
State of issue	Delaware
Date of birth	April 30, 1970
Expiration date	April 30, 2022


[Retake driver's license >](#)

Create ID

-  Done! You've successfully created your United digital ID.

Welcome, Jill Brinker

Your checked-in trip

-  Your ID is enabled for the upcoming trip. In the future, you'll have to manually enable your United digital ID for each trip after check in.

Use the toggle to enable or revoke the usage of your United digital ID for the following checked-in trip.

Chicago to Honolulu

Fri, May 19, 2021

Digital ID is enabled for this trip



Your United digital ID credentials

[Update your credentials >](#)



ACTIVE

Jill Brinker

Delaware driver's license

Terms & Conditions



United privacy policy



[View ID](#)